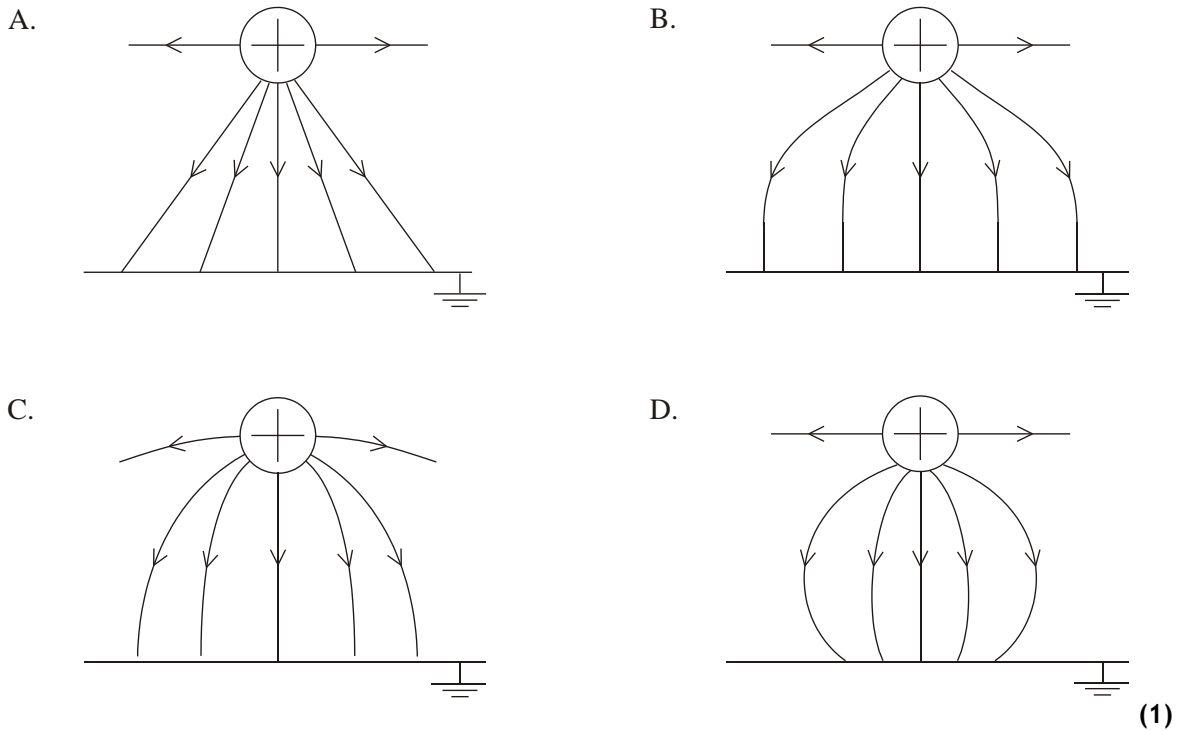


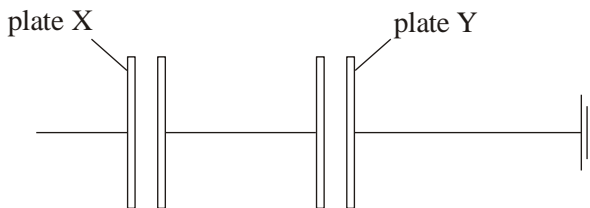
NAME:

PHYSICS
ELECTROSTATICS II

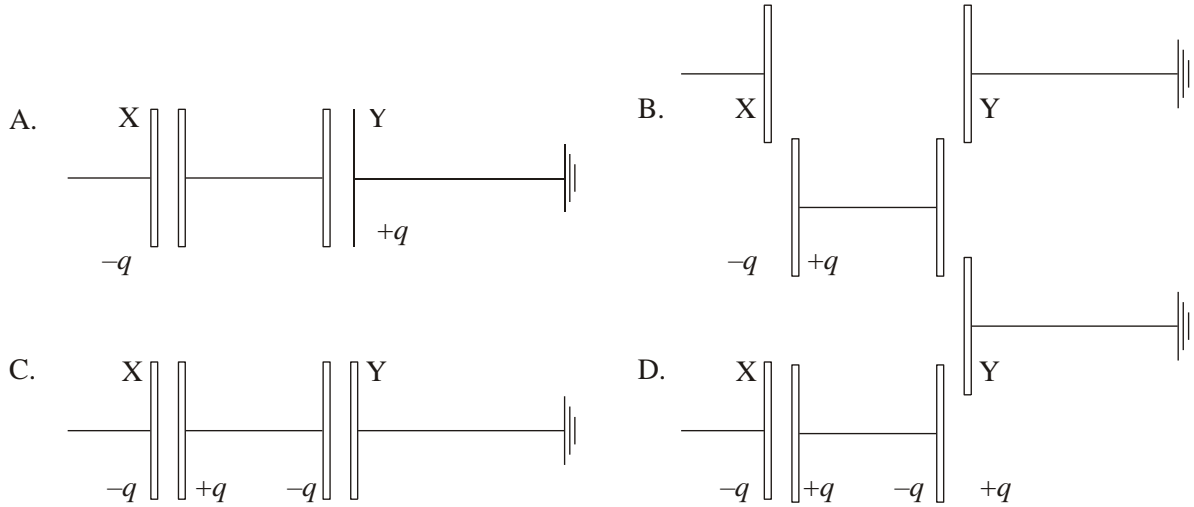
1. Which diagram below best represents the electric field pattern between a positively charged conducting sphere and an earthed metal plate?



2. Two pairs of uncharged parallel plates are placed in a vacuum and are connected as shown.



A negative charge of magnitude q is placed on plate X. Plate Y is connected to earth. Which **one** of the following diagrams shows the distribution of charge on the plates?

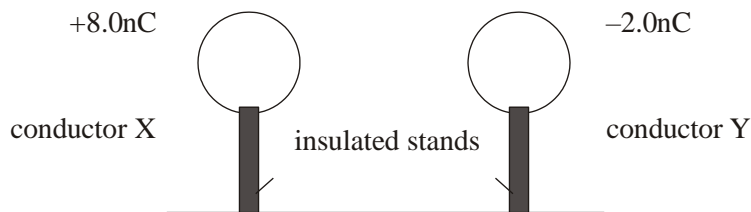


(1)

3. Which of the following is the correct value of the electronvolt, measured in SI Units?

- A. $1.6 \times 10^{-19} \text{ N}$
- B. $1.6 \times 10^{-19} \text{ J}$
- C. $9.1 \times 10^{-31} \text{ N}$
- D. $9.1 \times 10^{-31} \text{ J}$

4. Two identical spherical conductors X and Y are mounted on insulated stands. X carries a charge of $+8.0 \text{ nC}$ and Y carries a charge of -2.0 nC .



The two conductors are brought into contact and are then separated. Which of the following gives the charge on each conductor?

- A.
- B.

Ecolebooks.com

	Charge on X	Charge on Y
	0.0 nC	0.0 nC
	+8.0 nC	-2.0 nC
C.	+5.0 nC	+5.0 nC



--	--

D. +3.0 nC +3.0 nC

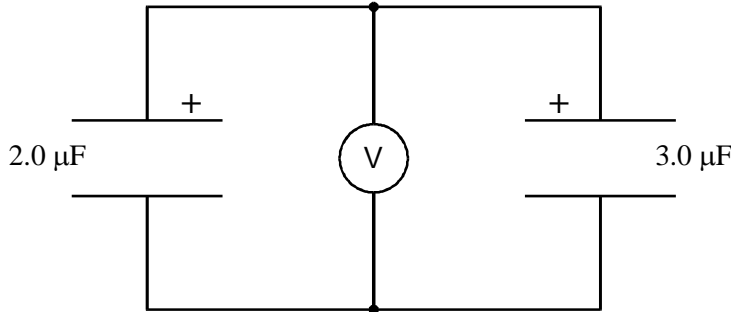
5. A $2.0 \mu\text{F}$ capacitor is charged to a potential difference (p.d.) of 50 V and a $3.0 \mu\text{F}$ capacitor is charged to a p.d. of 100 V.

Calculate the charge on the plates of each capacitor.
Write your answers in the table below.

Capacitor	2.0 μF	3.0 μF
P.d.	50 V	100 V
Charge		

(2)

The capacitors are then joined together in **parallel** with their positive plates connected together.



What is the equivalent capacitance of this combination?

.....

Equivalent capacitance = μF (1)

[Total 3m]

6. A 3.0 mF and a 5.0 mF capacitor are connected in series with a 12 V battery.

a. Find the equivalent capacitance.

[3m]

b. Find the charge on each capacitor.

[3m]

c. Find the potential drop (or voltage) across each capacitor. 3m

[3m]
[Total 9m]

7. This $8.0 \mu\text{F}$ $6.0 \mu\text{F}$ and $5.0 \mu\text{F}$ capacitors are connected in series. Calculate the total capacitance for this arrangement.

[3m]