

Name: ..... Adm. No: .....CLASS.....

ANESTAR SCHOOLS

232/3

PHYSICS

Paper 3 (Practical)

Time: 2 ½ Hours

### FORM 3

#### INSTRUCTIONS TO THE CANDIDATES:

- Write your **name** and **index number** in the spaces provided above.
- **Sign** and **write the date** of the examination in the spaces provided above.
- You are supposed to spend the first **15 minutes** of the **2 ½ hours** allowed for this paper reading the whole paper carefully.
- Marks are given for a clear record of the observation actually made, their suitability, accuracy and the use made of them

#### FOR EXAMINER'S USE ONLY

Question	Maximum Score	Candidate's Score
1	20	
2	20	
TOTAL	40	

*This paper consists of 6 printed pages. Candidates should check to ascertain that all pages are printed as indicated and that no questions are missing.*

**QUESTION 1**

Apparatus

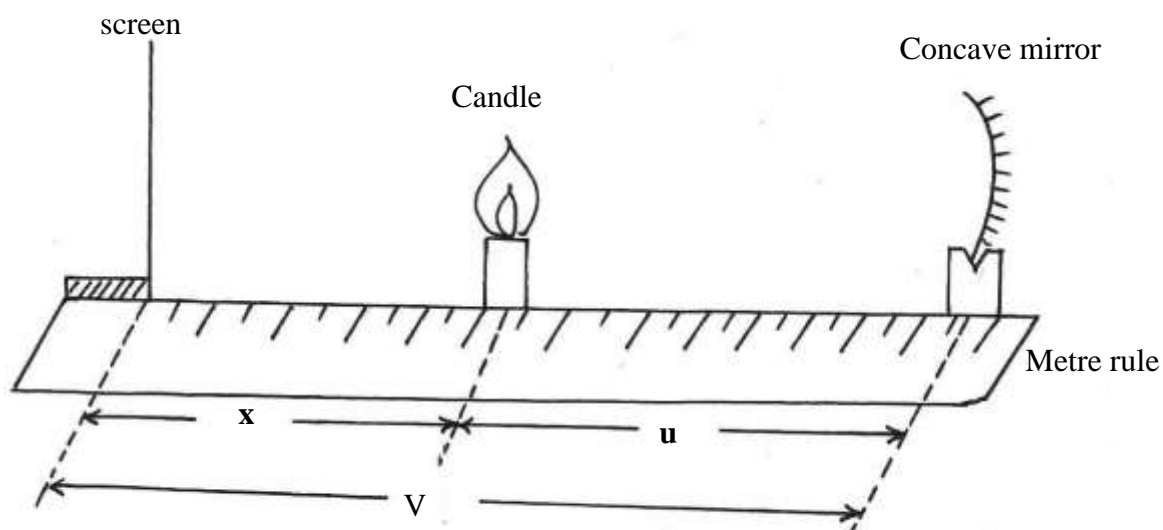
Concave mirror on a lens holder

Screen

Metre rule

Candle

Proceed as follows;



**Figure 1**

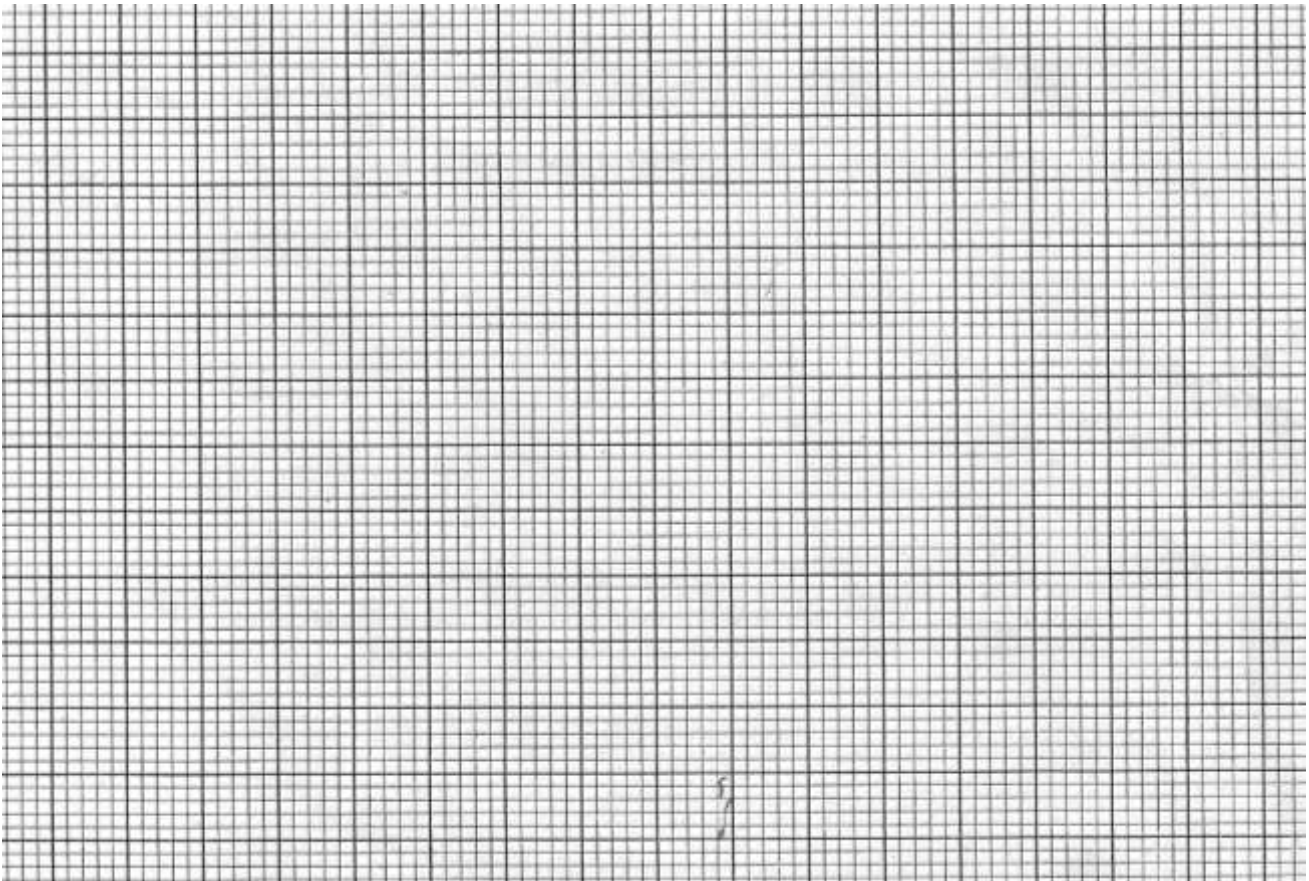
- (i) Set the apparatus as shown in fig 1
- (ii) Place the candle at a distance  $x = 5.0\text{cm}$  from the screen
- (iii) Move the mirror to and from to focus a clear, sharp image of the candle on the screen
- (iv) Measure and record the distance  $u$  between the mirror and candle and the distance  $v$  between the screen and the mirror.
- (v) Repeat the experiment for other values of  $x$  and complete the table below (table 1)

X(cm)	5.0	10.0	15.0	20.0	25.0	30.0
U(cm)						

V(cm)						
(u+v) cm						
Uv(cm <sup>2</sup> )						

(vi) Plot a graph of (u+v) (y axis) against uv

(5mks)



(v) Determine the slope S of the graph

(5mks)

.....  
.....

(b) Using the value of S obtained in VII above, determines the value of f, the focal length of the mirror. (2mks)

.....  
.....

(c) Given that  $R = \frac{4f}{S^2}$  determine the value of R (2mks)

.....  
.....  
.....

**QUESTION 2**

You are provided with the following

- An ammeter (0-1A)
- A voltmeter
- A wire mounted on a mm scale
- A switch
- A long wire with a crocodile clip at one end (crocodile clip to be used or a jockey)
- 2 new size D dry cells and a cell holder
- A micrometer screw gauge(may be shared)
- Six connecting wires, two with crocodile clips at the end

Proceed as follows

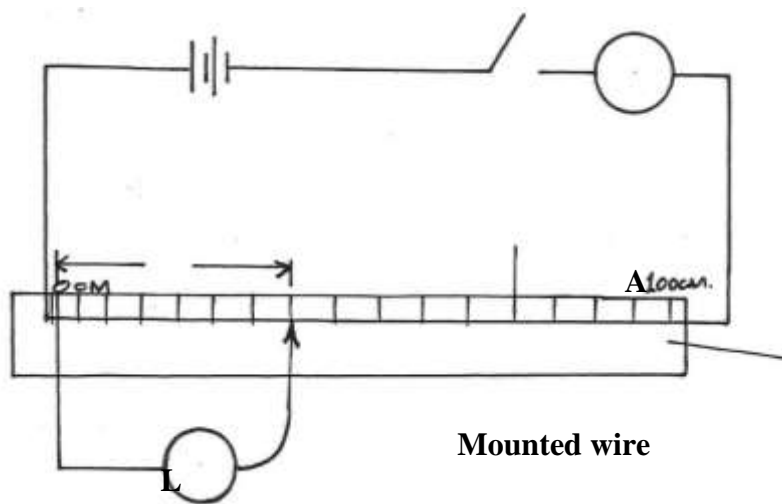
(i) measure the diameter d of the mounted wire at 3 different points

Average diameter=                      mm (1mk)

(ii) Set up the

as shown in the circuit fig 2

apparatus diagram in



[DOWNLOAD](#)

[COM](#)

**V**


(iii) Close the switch and tap the mounted wire with crocodile clip as shown in the circuit. Ensure that both meters show possible deflection. Open the switch

(iv) Tap the wire at L= 20cm, close the switch, and record in the table provided the ammeter and the voltmeter reading.

(v) Repeat procedure in IV for the other values of L, shown in the table below and complete the table. (8mks)

L (cm)	L(m)	V(volts)	I	$R = \frac{V(\Omega)}{I}$
20				
30				
40				
50				
60				
70				
80				

(vi) Plot the graph of R(y-axis) against Lcm (grid provided)



(a) Determine the slope of the graph (3mks)

.....  
.....  
.....

(b) Given that the  $R = \frac{\rho L}{A}$  where  $A$  is the cross sectional area of the wire and  $\rho$  is a constant for the material of wire. Determine the value of the constant  $\rho$