

MARKING SCHEME

END TERM 1

BILOGY FORM 4 PAPER 2

1. (a) Osmosis
(b) Flaccid; crenated

2. (a) glucose
(b) Photosynthesis
(c) Light, chlorophyll

3. (a) To absorb CO_2 produced
(b) Provides favourable temperature
(c) H_2O rises in the capillary tube; to occupy space after O_2 is used up
(d) Use a dead organism or do not include X.

4. (a) i) Arthropoda;
ii) Arachnida

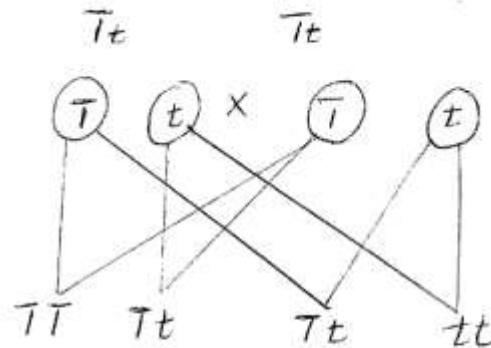
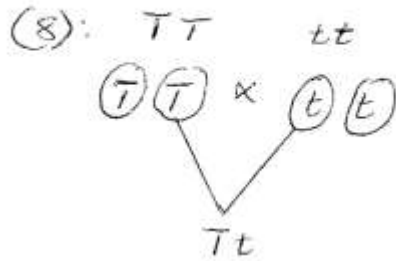
(b) i) segmented body
Jointed appendages;
Exoskeleton
ii) 4 Pairs legs;
Head and thorax fused to form cephalothorax

5. (a) U – Thallus
W – Rhizoids
X – Antheridia
Y – Archegonia
Z – Capsule

(b) X – Produce male gamete
Y – Produce female gamete
Z – Produce spores

6. (a) i) Apical dominance

- ii) Development of more branches required for increased harvest. E.g. tea & coffee.
- (b) Stimulate cell division & cell elongation leading to primary growth
 - Tropic responses
 - Stimulate growth of adventitious roots; from the stem
 - Promotes parthenocarpic;
 - Induce formation of callus tissues
 - Induce cell division in Cambium leading to secondary growth.
- 7. (a) long loop of Henle
 - Few & small glomeruli
- (b) Nephritis
- 8.



or:

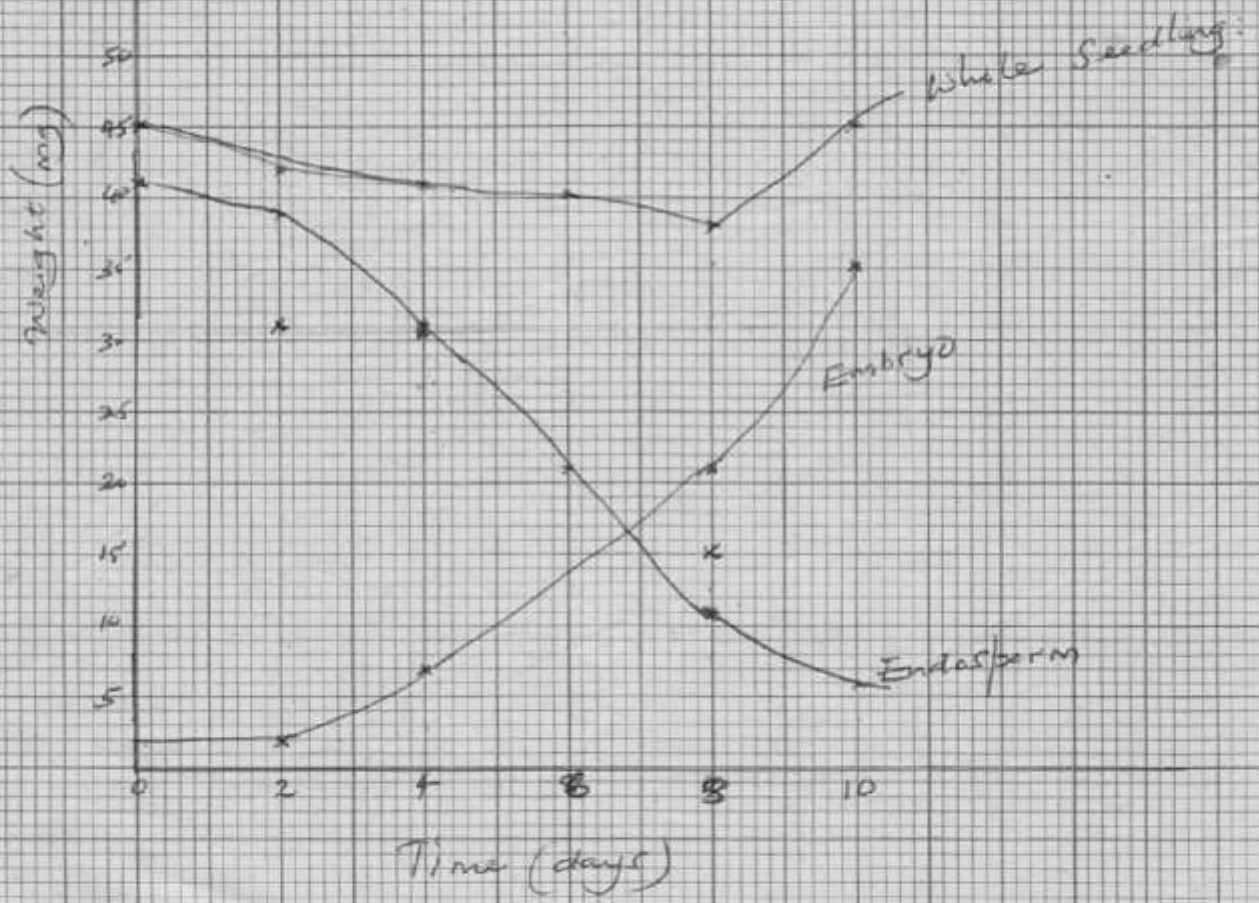
$G \downarrow G \rightarrow$	t	t
T	Tt	Tt
T	Tt	Tt

$G \downarrow G \rightarrow$	T	t
T	TT	Tt
t	Tt	tt

9. The earth was a single land mass; (pangea), it broke into parts that drifted away (continental drift) Organisms that were related become separated and evolved differently;

10.

a.



- b. (i) Weight of embryo increases steadily; cell under division; new protoplasm is synthesized; hence increase in weight;
- (ii) Decrease in weight; stored food is hydrolysed; and transported to other regions; for respiration & synthesis of new materials.
- c. Hydrolysis of stored food
 - Activation of hormones & enzymes
 - Medium for enzyme catalyzed reactions
 - Medium for transport of hydrolyzed food

11. (a) **Gaseous Exchange**

- Takes place in the spongy mesophyll during the day air diffuses in the large air spaces of the spongy mesophyll through stomata;
 - The air dissolves in the thin layer of moisture over the spongy mesophyll cells; carbon dioxide from the air diffuses into the cells (photosynthetic cells) in solution form.
 - Oxygen produced during photosynthesis diffuses out of the cells and out of leaves.
 - At night air diffuses into the large air spaces & into the thin film of moisture over the spongy mesophyll cells
 - Oxygen diffuses into the cells, Carbon(iv)oxide diffuses out of the cells into the air spaces & out of the leaf via stomata.
 - Gaseous exchange also occur through the cuticle epidermis of young leaves; epidermis of root in the soil lenticels.
 - In the lenticels cork cells are loosely packed; gaseous exchange occur between the loosely arranged cells & atmosphere.
- (b)
- Has myogenic muscles that contract & relax rhythmically without fatigue
 - Cardiac muscle fibres are interconnected to ensure rapid spread of excitation through the wall of heart ventricle walls thicker than auricle walls & generate high pressure to pump blood over a long distance
 - Has coronary artery that supplies the muscles with oxygen and nutrients and remove wastes from the heart muscles
 - The pericardium surrounds the heart & prevent it from over dilation
 - Has semi-lunar valves that prevent blood in the arteries from flowing back into the ventricles

- Inner layer of pericardium secretes pericardial fluid that lubricates the heart.
- Outer layer of heart covered with fat that acts as shock absorber
- Has Sino arteriole node that acts as pace maker
- A longitudinal septum separates the heart into two preventing mixing of oxygenated & deoxygenated blood

12. **Adaptation of Epidermis**

a.

- Transparent to allow light to penetrate to the photosynthesis tissues
- A single layer of cells to reduce distance over which light penetrates
- Presence of stomata for gaseous exchange

b. **Stomata**

- The higher the number the higher the rate of transpiration and vice versa
- Location of stomata – rate is high when most are on upper leaf surface.
- Rate is lower when stomata are sunken other than exposed;
- Some plants reverse the stomata rhythm which reduces rate of transpiration;

Leaf size and shape

- When a leaf is broad surface area for evaporation increases which increases rate of transpiration when leaf is narrow rate of transpiration reduces;

Cuticle –

- when leaf has a thick waxy cuticle rate of transpiration reduces wax in water proof when cuticle is thin and not waxy rate of transpiration increases;

Hairy leaves

- Hairs on the leaf surface traps moisture air around the leaf is saturated with water vapour which reduces transpiration.

c. **Adaptation of xerophytes**

- Have leaves that are reduced in size which reduces surface for evaporation;
- Leaves have waxy cuticle that is thick to reduce evaporation since wax is water proof some leaves are folded to reduce number of stomata exposed to environmental factors.
- Stomata in them are usually sunken; water vapor accumulates in these depressions preventing further water loss'

- They have stomata whose number is greatly reduced to reduce rate of evaporation.