

### 3.16 WOODWORK (444)

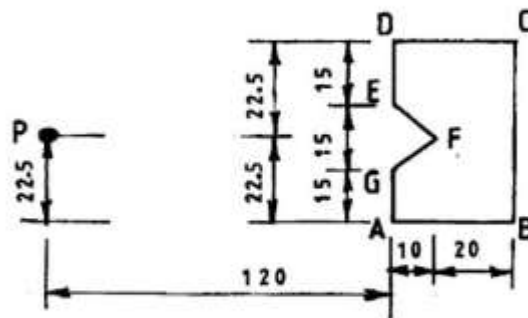
#### 3.16.1 Woodwork Paper 1 (444/1)

#### SECTION A (40 marks)

*Answer ALL the questions in this section in the spaces provided.*

- 1 Outline **four** features common to all saws. (4 marks)
- 2 Differentiate between wood carving and wood turning. (2 marks)
- 3 State **two** safety precautions to be observed for each of the following activities: (4 marks)
  - (a) carrying hand tools;
  - (b) storing hand tools.
- 4 State **four** effects of using unseasoned wood. (4 marks)
- 5 List **two** functions of each of the following parts of a tree:
  - (a) roots; (2 marks)
  - (b) trunk. (2 marks)
- 6 Using pictorial sketches, show the following:
  - (a) double tenon; (2 marks)
  - (b) twin tenon. (2 marks)
- 7
  - (a) State **two** advantages of using a roller in painting. (2 marks)
  - (b) Sketch and label a wooden veneer hammer. (3 marks)
- 8 Describe **two** methods used to prevent splitting of wood at the back when boring. (4 marks)
- 9
  - (a) State **two** precautions to be observed when working with a steel tape. (2 marks)
  - (b) List **four** factors that influence the selection of a finish. (2 marks)

- 10 **Figure 1** shows a plane figure.



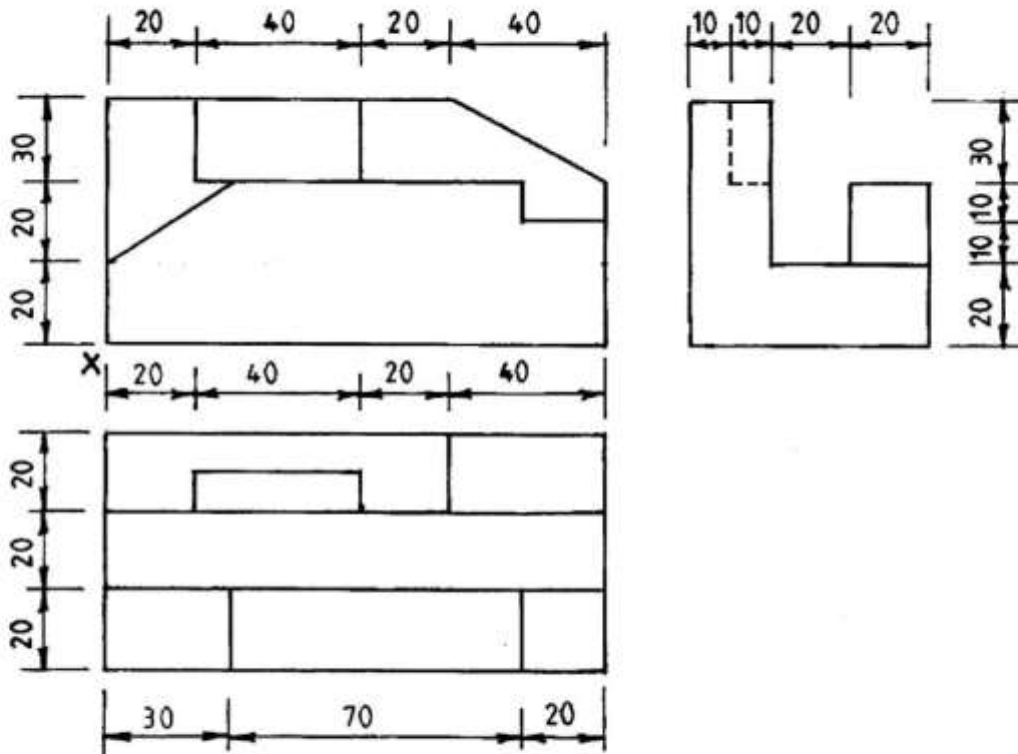
**Figure 1**

Copy the figure and construct a similar figure with the sides reduced in the ratio of 2:1. Use point 'P' as the focal point. (5 marks)

**SECTION B (60 marks)**

Answer **question 11** on A3 paper provided and any other **THREE** questions from this section in the spaces provided after question 15. Candidates are advised **NOT** to spend more than **25 minutes** on question 11.

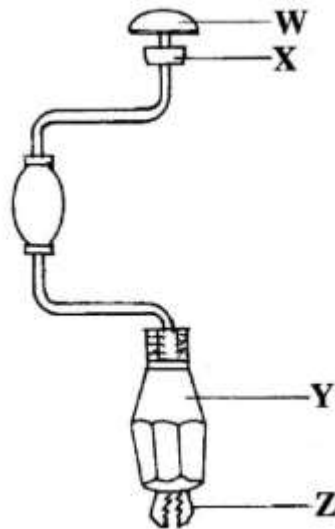
- 11 **Figure 2** shows three views of a shaped block drawn in 1<sup>st</sup> angle projection.



**Figure 2**

To a scale of 1:1, draw the block in isometric taking 'X' as the lowest point. (15 marks)

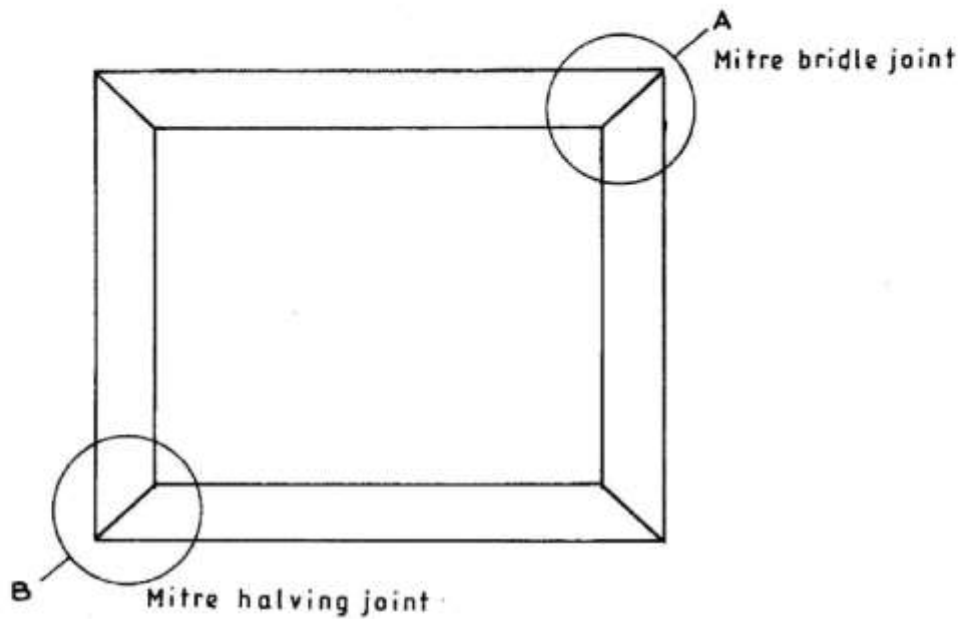
- 12 (a) State **six** characteristics of a laquer. (3 marks)
- (b) With the aid of a labelled sketch, outline the use of a test strip in preparation for staining a work piece. (9 marks)
- (c) Describe **two** types of spokeshave. (3 marks)
- 13 (a) Explain the cutting action of a cross-cut saw teeth. (6 marks)
- (b) With the aid of sketches, describe the following techniques of matching veneers:
- (i) book matching;
- (ii) slip matching;
- (iii) diamond matching. (9 marks)
- 14 (a) **Figure 3** shows a tool used in woodwork.



**Figure 3**

- (i) Name the tool;
- (ii) Name the parts labelled **W**, **X**, **Y** and **Z**.
- (iii) State **one** function of each of the parts labelled **W**, **X**, **Y** and **Z**. (9 marks)
- (b) List **four** areas of study in woodwork after studying woodwork in high school. (2 marks)
- (c) State **four** mistakes to avoid when giving first aid treatment for simple burns. (4 marks)

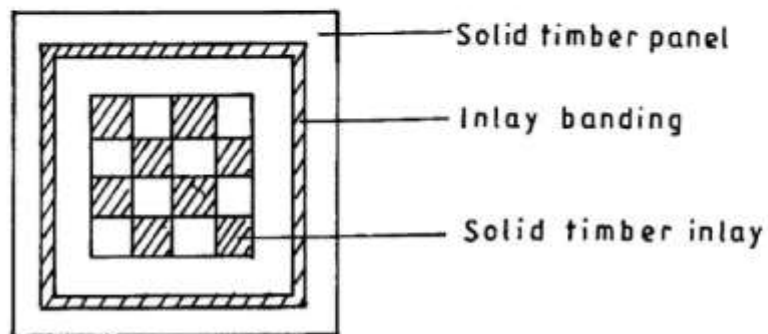
- 15 (a) **Figure 4** shows a picture frame.



**Figure 4**

Sketch an exploded view of the joints labelled **A** and **B**. (4 marks)

- (b) **Figure 5** shows the plan of solid timber panel of a stool decorated with a solid timber inlay and banding.



**Figure 5**

Outline the procedure of making the decorative panel from strips of timber of different colours in the:

(i) banding;

(ii) inlay.

(11 marks)