

Life Orientation

TOPIC : Study Skills



Grade :12

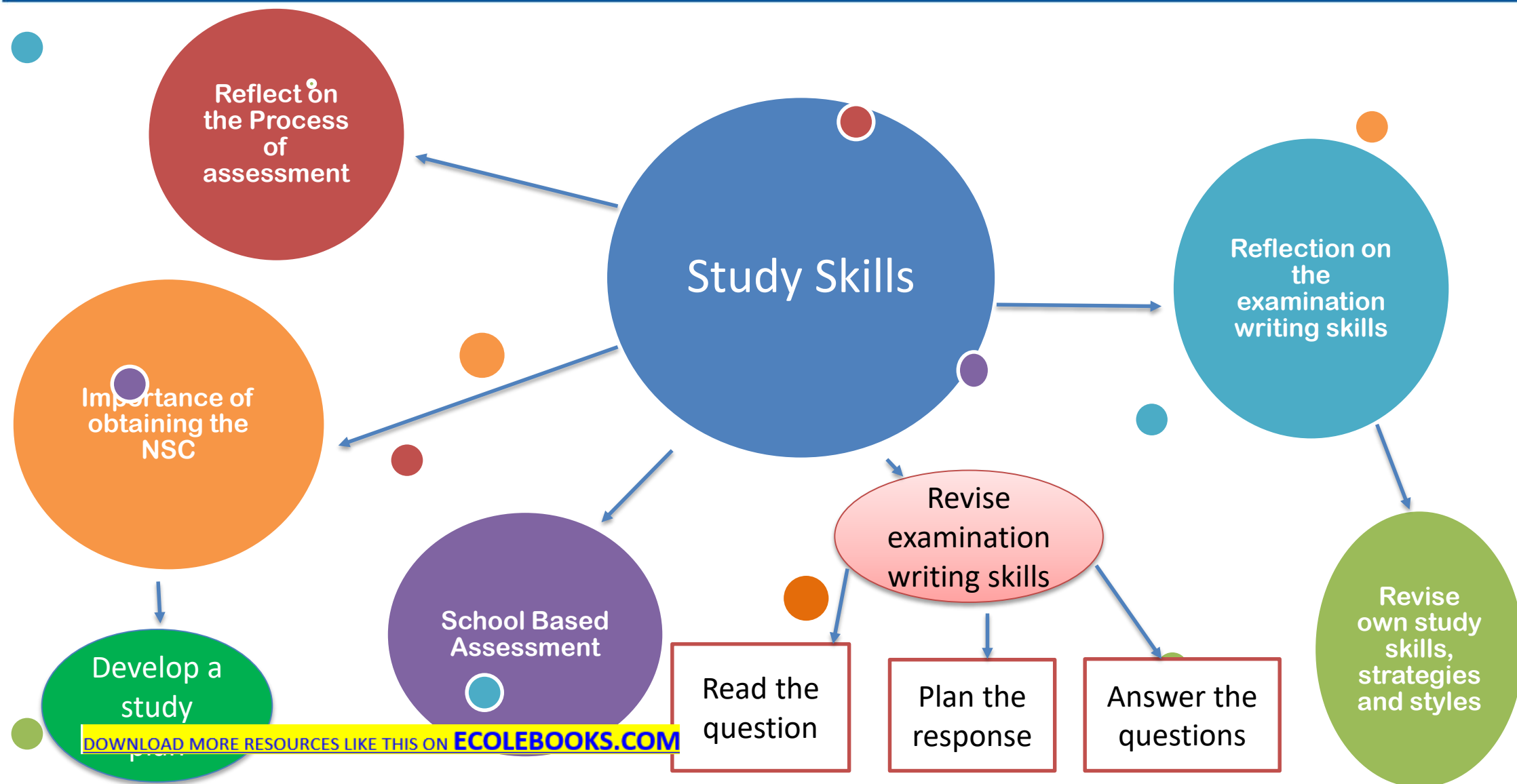
Term 1



GAUTENG
PROVINCIAL GOVERNMENT
REPUBLIC OF SOUTH AFRICA

Growing Gauteng Together

Overview of Sub-sections



WEEK 6 – Process of assessment



Process of Assessment

Assessment is the **process** of gathering and discussing information from multiple and diverse sources in order to develop a deep understanding of what students know, understand, and can do with their knowledge as a result of their educational experiences.

There are two types of assessments, namely formal and informal assessments.

Formal assessment forms part of your formal Programme of Assessment. These tasks are marked by your teachers and the marks are recorded. You usually have to study, read questions carefully, write your answers and hand in your task on time.

Informal assessment is not for marks that are recorded and reported. Teachers may observe your performance, participation in class and if you understand the work.

WEEK 6 – Reflect on the Process of assessment

1.1 Define the following concepts:

1.1.1 Assessment (2)

1.1.2 Formal assessment (2)

1.1.3 Informal assessment (2)

1.2 Discuss the purpose of assessment? (4)

1.3 Explain how you would apply the following study skills, and strategies. Give a practical example of each item, to explain your answer:

1.3.1 Flashcards (2)

1.3.2 Mnemonics (2)

1.3.3 Tables (2)

1.3.4 Study plan (2)

WEEK 6 – Process of Assessment

1.6 Give the following learners advice on which TWO strategies they could use to best compliment their study styles:

1.6.1 Visual learners (2)

1.6.2 Musical learners (2)

1.6.3 Logical learners (2)

1.7 Write a short essay of 15-20 lines to critically evaluate your study skills, styles and strategies.

- Indicate which aspects of your study skills, styles and strategies help you to do well in assessment tasks and examinations. (6)
- Identify aspects of your study skills, styles and strategies may harm your progress, or need to improve. Give reasons to motivate your answers. (6)

WEEK 6 – Process of Assessment


- 1.8. List Five formal programmes of assessment for Life Orientation. (5)
- 1.9. Identify four steps of assessment. (4)
- 1.10 Explain the following concepts: study skills, study strategies and study styles. (3)
- 1.11 Identify three good study habit that can assist learners. (3)
- 1.12 Explain two poor study habits done by most learners. (4)
- 1.13 Give three reasons why it is important to revise your study methods in matric. (6)

Week : 6 Examination Writing Skills

1.14 Which study skill uses pictures, maps and colours to organise information. (1)

1.15 Identify the study skill that involves quickly reading through a text or chapter to get the general picture. (1)

1.16 Briefly explain the importance of carefully reading the instructions and questions when writing exams. (2x2)



Week : 6 Examination Writing Skills

1.17 Which examination writing strategy is an example of poor practice:

- A writing what you only know about the topic
- B reading the questions carefully
- C aiming to complete answers on time
- D setting time frames instead of spending your time doing one perfect answer (1)

1.18 One of the most effective study strategies is...

- A select a place free from distraction.
- B study continuously for at least two hours at a time
- C increases the time spent on exercise throughout the examinations.
- D study the easiest subject first while you are fresh. (1)




Week : 6 Examination Writing Skills

1.19 When preparing for the examinations...

- A set up a study timetable and follow it
- B study only important sections
- C use only a mind-map
- D study through rote learning

(1)



WEEK 7 – Importance of School Based Assessment



F
O
R
M
A
T
I
V
E



S
U
M
M
A
T
I
V
E

Assessment

Importance of School Based Assessment

School Based Assessment includes all your formal assessment tasks, as well as tests, mid-examinations and September examinations, excluding the end of year National Senior Certificate examination.

School Based Assessment take place regularly throughout the year and is compulsory.

It is important because it lets you track your progress and shows you what you need to focus on.

It is also important if you want to study further: a Higher Education Institution (HEI) will look at your before accepting you. The higher the marks you get the better the chances of being accepted by the HEI of your choice.

WEEK 7 – School Based Assessment

- 2.1 What is School Based Assessment? (2)
- 2.2 Differentiate between formal and informal assessment.
Give an example of each. (4)
- 2.3 Give four reasons why School Based Assessment is important. (4)
- 2.4 Suggest three hints to ensure learners do well in School Based Assessments. (3)
- 2.5 Explain how your results of your School Based Assessment are important if you are planning to study at higher education institution(HEI). (6)

WEEK 7 – School Based Assessment

2.6 Differentiate between internal and external School Based Assessment. (4)

2.7 What is mind map and how do you use it when studying. (3)

2.8 Discuss the importance of grade12 learners doing in their School Based Assessments. (6)

2.9 Critically evaluate how assessment can be used to guide one towards the career path. (6)



WEEK 7 – Importance of obtaining the National Senior Certificate



WEEK 7 – Obtaining the National Senior Certificate.

- 3.1 Explain the concept National Senior Certificate. (2)
- 3.2 What are the three types of certificates you can get in matric? (3)
- 3.3 What happens if you fail matric? (2)
- 3.5 How many subjects do you need to pass matric? (1)
- 3.6. What are the pass requirements for passing matric? (3)
- 3.7. What is a bachelor pass requirements in matric ? (3)

WEEK 7 – Obtaining the National Senior Certificate.

- 3.8 Explain any two personal values that keep you motivated in working towards obtaining your NSC. (4)
- 3.9 Critically evaluate how obtaining your NSC will benefit you. (6)
- 3.10 How is a study plan for Grade 12 different from any other grade? (6)
- 3.11 List five requirements to be considered when you create a study plan for Grade 12. (5)

WEEK 7 – Developing a study plan for Grade 12

3.12 Suggest three ways to overcome procrastination. (3)

3.13 List one importance of time management and goal- setting when designing a study plan. (2)

3.14 Develop a study plan for Grade 12 based on the following guidelines:

- Number of days
- Dates of all formal tasks
- Include weekends and holidays/special events (10)