




| | | | | | | | | | | |
|--|--|--|---|--------------------|---|---|--------------------|---|--------------------|--------------------|
| TERM 1 46 days | 1: W: 2,5 % | 2: W: 6,6% | 3: W:10,7 % | 4: W: 14,8% | 5: W: 18,9 % | 6: W: 23,1% | 7: W: 27,3% | 8: W: 31,4% | 9: W: 35,5% | 10: |
| CAPS Topic | Measurement | | Patterns and Relationships | | Working with two relationships | Financial Documents | | MAPS, PLANS & OTHER REPRESENTATIONS | | REVISION |
| Concepts, skills and values | Conversions - Metric to Imperial - Temperature (°C to °F and vice versa) Time - Duration (hours to minutes and vice versa) CAPS: Pg 63,70 | Equivalent/proportionality conversions E.g. 5litre paint covers 20m ² ; 1teaspoon ≈ 5ml CAPS: Pg 32 | - Constant difference (2 relationships) See: CAPs: Pg 38 - Inverse proportion (2 relationships) See: CAPs: Pg 38 - Constant ratio between consecutive terms See: CAPs: Pg 38 - A combination of any 2 of the above Representations (2 relationships) - Equations/Formulae - dependent and independent variables - tables and graphs CAPS: Pg 38 - 43 | | Use formulae/equations, tables and graphs to: -Compare different tariff systems, -Determine break-even point, -Comparing different banking options CAPS: Pg 44 -46  | Terminology and calculations of the values on the documents (See list of documents CAPS Pg 49) Income (fixed/variable and occasional): Sources of income - personal income (e.g. salaries, wages and commission) - business income (e.g. sales, donations and grants) Expenditure: - Personal expenditure (e.g. living expenses, personal tax, loan repayments) Business expenditure (e.g. taxes, salaries, running expenses) CAPS: Pg 49 | | • Scales (given and own scale) - Number scales - Bar Scales • Maps (directions and point locations): - Seating plans - Lay out plan - Street maps - Road and rail maps (national/provincial) - Residential maps CAPS: Pg 73 - 78 | | Term 1 work |
| Requisite pre-knowledge | Revision of Grade 10 - work | | Revise grade 10-content | | Revise grade 10-content | Revise grade 10-content | | Revise grade 10-content | | |
| Resources (other than textbook) to enhance learning | Answer Series Examination Aid Gr 11 Calculators | | Answer Series Examination Aid Gr 11 | | Answer Series Examination Aid Gr 11 | Pay slips, Quotations, Invoices, Receipts, Travel allowance claim forms, Banking documents | | Answer Series Examination Aid Gr 11 | | |
| Informal assessm; remediation | Exercise on measurement | | Short tests on equations, tables and graphs | | | Short tests on tables, graphs and documents | | | | |
| SBA (Formal Assessment) | | | | | | ASSIGNMENT | | TEST | | |

SUGGESTED PLANNING of TEACHING and ASSESSMENT

Grade 11 Mathematical Literacy 2021

| | | | | | | | | |
|-----------------------------|---|---|--|--|-------------------------------------|--|---|----------------|
| TERM 2 54 days | 1: W:38,9 % | 2: W: 43,5% | 3: W:46,8 % | 4: W: 48,1 % | 5: W:52,6% | 6: 56,2% | 7: W:60,3 % | 8 - 11 |
| CAPS Topics | FINANCE | | DATA | | | MEASUREMENT | | Internal Tests |
| Concepts, skills and values | Interest <ul style="list-style-type: none">- Loans- Investments- Bank accounts Banking <ul style="list-style-type: none">- Savings account- Cheque/current account- Fixed deposit account- Credit and debit account- etc. Inflation <ul style="list-style-type: none">- Calculation- Rate of increase or decrease CAPS: Pg 54 - 58 | | Data collection: <ul style="list-style-type: none">- populations and samples, data collection methods and instruments Classify and organise data: <ul style="list-style-type: none">- Tallies and frequency tables Displaying data: <ul style="list-style-type: none">- Pie charts, histograms, bar graphs CAPS: Pg 83 | Displaying data: <ul style="list-style-type: none">- Multiple bar graphs- Line and broken line graph- Scatter plots Summarising data: <ul style="list-style-type: none">- Mean- Median- Mode- Range Analyse data represented by the above averages Integrate probability (not covered in grade 10) CAPS: Pg 84 - 88 | | Measuring & estimating (not covered in grade 10) <ul style="list-style-type: none">- Length- Distance- Mass/weight- Volume- Temperature Calculate <ul style="list-style-type: none">- Perimeter- Area- Volume Integrate probability (not covered in grade 10) CAPS: Pg 64 - 69 | | Formal Test |
| | Requisite pre-knowledge | Revise grade 10-content | | Revise grade 10-content | Revise grade 10-content | | Revise grade 10-content | |
| | Resources (other than textbook) to enhance learning | Answer Series Examination Aid Gr 11 Calculators Banking <ul style="list-style-type: none">- Saving accounts- Cheque accounts- Fixed deposits- Credit accounts with credit card and debit account with debit card | | Answer Series Examination Aid Gr 11 | Answer Series Examination Aid Gr 11 | Distance <ul style="list-style-type: none">- Ruler; Tape measure- Scales; Trundle wheels- Odometers Mass/weight <ul style="list-style-type: none">- Bathroom-, Kitchen scales- Electronic scales Volume <ul style="list-style-type: none">- Spoons; Cups- Jugs; Bottles- Buckets; Wheel barrows Temperature <ul style="list-style-type: none">- Thermometer | | |
| | Informal assessm; remediation | Short tests on income and expenditure | | Exercise on mean, median, mode and range | | | Worksheet on perimeter, area and volume | |
| SBA (Formal Assessment) | | | | | ASSIGNMENT | | | TEST |

| TERM 3 53 days | 1: W:60,3% | 2: W: 64,4% | 3: W: 68,5% | 4: W: 72,6 % | 5: 75,9 % | 6: W: 80,1% | 7: W: 84,2% | 8: W: 88,4% | 9 - 11 | |
|---|---|---|--|---|---------------|--|--|-----------------------------|--------|--|
| CAPS Topics | JUNE PAPERS | FINANCE | MAPS, PLANS & OTHER REPRESENTATIONS | Tariff systems | | PROBABILITY (not covered in grade 11) | | Internal Tests and Revision | | |
| Concepts, skills and values | <ul style="list-style-type: none">Reflection and Re-teaching of problem areas | <ul style="list-style-type: none">Taxation<ul style="list-style-type: none">VATUIF CAPS: Pg 58 | <ul style="list-style-type: none">Scales (given and own scale)<ul style="list-style-type: none">Number scalesBar ScalesMaps (directions and point locations):<ul style="list-style-type: none">Elevation mapsStrip chartsBuilding plans<ul style="list-style-type: none">Elevation plansDesign drawings CAPS: Pg 73 - 78 | Tariff systems: (not covered in grade 10) Municipal tariffs Telephone tariffs Transport tariffs Bank fees Compare two options <ul style="list-style-type: none">performing calculationsdrawing and interpreting graphs CAPS: Pg 50 | | <ul style="list-style-type: none">Simple events<ul style="list-style-type: none">Outcome, event and probability scale (revision)Relative frequencyTheoretical probability CAPS Pg 91 - 95 | <ul style="list-style-type: none">Compound events<ul style="list-style-type: none">Tree diagramsTwo-way tables CAPS: Pg 93 | Revision: Term 2 work | | |
| | | | | | | | | | | |
| | | | | | | | | | | |
| Requisite pre-knowledge | | Revise grade 10-content | Revise grade 10-content | Revise drawing of graphs | | Revise grade 10-content | Revise grade 9-content | | | |
| Resources (other than textbook) to enhance learning | | Taxation <ul style="list-style-type: none">Shop purchasesTill slips Answer Series Examination Aid Gr 11 Calculators | Floor plans elevation and design: <ul style="list-style-type: none">Rough & scaled floor/layout plans showing a top view perspectiveMaps Answer Series Examination Aid Gr 11 | Answer Series Examination Aid Gr 11  | | <ul style="list-style-type: none">Coins and DiceGames involving coins and diceDeck of cards Weather reports | Answer Series Examination Aid Gr 11 | | | |
| Informal assessm; remediation | | | Short tests on scales and maps | | | Practical exercise on probability | | | | |
| SBA (Formal Assessment) | | | | | INVESTIGATION | | | TEST | | |

| | | | | | | | |
|--|--|--|---|--|---|--|--|
| TERM 4 47 days | 1: W: 91,7% | 2: W:94,9 % | 3: W:98,8% | 4: 19-23 Oct W: 100 % | 5: | 10 Nov (Gr 10-11); 16 Nov (Gr 7-9) | |
| CAPS Topics | FINANCE | | MAPS AND PLANS | | REVISION AND CONSOLIDATION | Internal Examinations | |
| Concepts, skills and values | <ul style="list-style-type: none">Cost price and selling pricePercentage profitInflationExchange rates CAPS: Pg 52 | <ul style="list-style-type: none">Break-even analysis (personal and business finance) CAPS: Pg 53 | <ul style="list-style-type: none">Models Follow instructions, e.g.<ul style="list-style-type: none">PlugsPlastic modelsUnassembled wooden furnitureCell phonesElectrical appliancesChildren's toys CAPS: Pg 79 - 80 | <ul style="list-style-type: none">Models<ul style="list-style-type: none">Packaging CAPS: Pg 79 -80 | | Notes on or guidelines for final examinations: FINAL EXAMINATION (two papers) | |
| | | | | | | PAPER 1 | PAPER 2 |
| | | | | | | 100 MARKS; 2 HOURS | 100 MARKS; 2 HOURS |
| | | | | | | 4 Questions | 4 Questions |
| | | | | | | Question 1 = 20 marks (Level 1) Question 2, 3 and 4 Level 1 = 10 marks Level 2 = 30 marks Level 3 = 20 marks Level 4 = 20 marks | Question 1 = 20 marks (Level 1) Question 2, 3 and 4 Level 1 = 10 marks Level 2 = 30 marks Level 3 = 20 marks Level 4 = 20 marks |
| Finance, Data Handling and Probability | Maps and Plans, Measurement and Probability | | | | | | |
| NB: SECTION IN FINANCE THAT CAN BE EXAMINED IN PAPER 2 Income, Expenditure, Profit/loss, Income-and-Expenditure statements and Budgets, Cost price and Selling price (See Abridged Section 4 amendments). | | | | | | | |
| Requisite pre-knowledge | Revise grade 10-content | Knowledge of Term 1-graphs | Revise grade 10 content | Revise grade 10-content | | | |
| Resources (other than textbook) to enhance learning | Invoices, Receipts | | Answer Series Examination Aid Gr 11 | Models Use actual cans and a range of actual boxes Answer Series Examination Aid Gr 11 |  | | |
| Informal assessm; remediation | Short tests on inflation and break-even | | Practical test on how to assemble a product | | | | |
| SBA (Formal Assessment) | | | | | | | |