

INSTRUCTIONS:

READ ABOUT THESE TOPICS AND READY FOR A TEST ON RETURN
AND TEST WILL BE SET ON RETURN.`

□ MOTION OF CONNECTED BODIES.

- WORK,ENERGY AND POWER.
- STATICS.

Table Of Contents

SECTIONA: MECHANICS	5
CHAPTER1: DIMENSIONS OF A PHYSICAL QUANTITY	5
1.1.0: FUNDAMENTAL QUANTITIES	5
1.1.1: DERIVED QUANTITIES.....	5
1.1.2: DIMENSIONS OF A PHYSICAL QUANTITY	5
1.1.3: USES OF DIMENSIONS.....	6
CHAPTER2: MOTION	11
2.1.0: LINEAR MOTION	11
2.1.1:UNIFORM ACCELERATION & EQUATIONS.....	11
2.1.2: MOTION UNDER GRAVITY.....	16
2. PROJECTILE MOTION.....	22
CHAPTER 3: COMPOSITION AND RESOLUTION OF VECTORS	34
3. 2.0: RELATIVE MOTION.....	41
3.2.3: SHORTEST DISTANCE AND TIME TO SHORTEST DISTANCE	46
CHAPTER 4: NEWTON'S LAWS OF MOTION	54
4.1.0: IDENTIFICATION OF FORCES AND THE APPLICATION OF NEWTON'S LAWS.....	55
4.1.1: MOTION OF CONNECTED PARTICLES	59
4.1.2: LINEAR MOMENTUM AND IMPULSE.....	62
4.1.3: WHY LONG JUMPER BEND KNEES	63
4.1.4: LAW OF CONSERVATION OF LINEAR MOMENTUM	63
4.1.6: COLLISIONS.....	64
4.1.9: BALLISTIC PENDULUM.....	68
4.2.4: MEASUREMENT OF COEFFICIENT OF STATIC FRICTION	75

4.2.5: MEASUREMENT OF COEFFICIENT OF KINETIC FRICTION..... 76

CHAPTER 5: WORK, ENERGY AND POWER..... 80

5.1.0: WORK..... 80

5.2.0 : ENERGY..... 81

5.2.3: GRAVITATIONAL POTENTIAL ENERGY 83

5.2.4: PRINCIPLES OF CONSERVATION OF MECHANICAL ENERGY..... 83

5.2.5: CONSERVATIVE AND NON CONSERVATIVE FORCES..... 84



5.3.0: POWER.....	85
CHAPTER 6: STATICS	86
6.1.0: CONDITIONS NECESSARY FOR MECHANICAL EQUILIBRIUM	93
6.1.1: TYPES OF EQUILIBRIUM	94
6.2.0: TURNING EFFECT OF FORCES	95
6.2.1: MOMENT OF A FORCE.....	95
6.2.2: PRINCIPLE `OF MOMENTS	95
6.3.0: COUPLES	100
6.3.1: MOMENT OF A COUPLE (TORQUE OF A COUPLE)	100
6.3.2: WORK DONE BY A COUPLE.....	100
6.3.4: CENTER OF GRAVITY	100
CHAPTER 7: CIRCULAR MOTION	103
7.1.1: CENTRIPETAL AND CENTRIFUGAL FORCES	106
7.1.5: MOTION OF A CAR ROUND A FLAT CIRCULAR TRACK [NEGOTIATING A BEND]	112
7.1.6: MOTION OF A CAR ON A BANKED TRACK	114
7.1.7: MOTION OF A CYCLIST ROUND A BEND	117
CHAPTER 8: GRAVITATION	112
8.1.0: KEPLER'S LAWS OF GRAVITATION	121
8.1.1: NEWTON'S LAW OF GRAVITATION	121
8.1.4: EXPERIMENTAL MEASURE OF G	122
8.1.6: MASS OF THE EARTH	123
8.1.8: RELATION BETWEEN G AND g	123
8.1.9: VARIATION OF g OF A BODY DURING FREE FALL	124
8.2.1: GEOSTATIONARY/SYNCHRONOUS ORBIT	126

8.2.2: HOW COMMUNICATION IS DONE USING A SATELLITE 126

8.2.3: PARKING ORBIT 127

8.2.4: PERIOD OF A SATELLITE 127

8.2.5: ENERGY OF A SATELLITE 129

8.2.6: EFFECT OF FRICTION ON A SATELLITE 130

8.2.7: GRAVITATIONAL POTENTIAL [U] 131

8.2.8: VELOCITY OF ESCAPE 132

8.2.9: WEIGHTLESSNESS 133

**CHAPTER 9: SIMPLE HARMONIC MOTION
168**

9.1.1: PRACTICAL EXAMPLES OF S.H.M
136

9.1.3: EQUATIONS OF S.H.M
136

9.2.1: determination of acceleration due to gravity (g) using a simple pendulum
143

9.2.2: determination of acceleration due to gravity using a vertically loaded spring
146

9.2.4: vertically loaded springs in parallel
151

9.3.0: ENERGY CHANGES IN S.H.M
161

9. 4.0: MECHANICAL OSCILLATION
163

**CHAPTER 10: ELASTICITY
168**

10.1.0: EXPERIMENT TO STUDY ELASTIC PROPERTIES OF STEEL
169

10.1.1: STRESS-STRAIN GRAPHS
170

10.1.2: STRESS-STRAIN GRAPH FOR GLASS, COPPER AND RUBBER
171

10.2.2: ENERGY STORED IN A STRETCHED MATERIAL [STRAIN ENERGY]
173

10.2.3: ENERGY STORED PER UNIT VOLUME
173

10.2.4: FORCE ON A BAR DUE TO THERMAL EXPANSION OR CONTRACTION
181

**CHAPTER 11: FLUID MECHANICS
186**

11.1.0: FLUID FLOW 186

11.1.1: VISCOSITY
186

11.1.2: LAMINAR AND TURBULENT FLOW..... 186

11.1.3: EXPERIMENT TO DEMONSTRATE LAMINAR AND TURBULENT FLOW
187

11.1.4: COEFFICIENT OF VISCOSITY (η)
187

11.1.5: EFFECTS OF TEMPERATURE ON VISCOSITY
188

11.1.6: STEADY FLOW OF A LIQUID THROUGH A PIPE (POISEUILLE'S FORMULA)
189

A: MEASUREMENT OF η OF A LIQUID (E.G WATER) BY POISEUILLE'S FORMULA 190

11.2.0: STOKES' LAW AND TERMINAL VELOCITY
191

11.2.2: TERMINAL VELOCITY
191

11.3.0: EQUATION OF CONTINUITY
196

11.3.2: BERNOULLI'S EQUATION..... 197

11.3.5: MEASUREMENT OF FLUID VELOCITY
202

11.4.0: FLUIDS AT REST 207

11.4.1: DENSITY AND RELATIVE DENSITY
207

11.4.2: ARCHIMEDE'S PRINCIPLE
207

11.5.0: FLOATATION
214

11.6.0: PRESSURE	219
11.6.1: RELATION OF PRESSURE P WITH DEPTH h	219
11.6.2: PRESSURE OF A GAS [U-TUBE MANOMETER]	219
11.6.3: DENSITY OF A LIQUID [U-TUBE MANOMETER]	220
CHAPTER 12: SURFACE TENSION	225
12.1.0: MOLECULAR EXPLANATION FOR EXISTENCE OF SURFACE TENSION	225
12.1.1: FREE SURFACE ENERGY (σ)	234
12.1.4: ANGLE OF CONTACT θ	227
12.2.0: PRESSURE DIFFERENCE ACROSS A SPHERICAL INTERFACE	232
12.2.1: PRESSURE DIFFERENCE ACROSS AN AIR BUBBLE	232
12.2.2: EXCESS PRESSURE (PRESSURE DIFFERENCE) FOR A SOAP BUBBLE	233
12.3.0: CAPILLARITY	227
12.4.1: MEASUREMENT OF γ OF A LIQUID BY JAEGER'S METHOD	Error! Bookmark not defined.

SECTION A: MECHANICS

CHAPTER 1: DIMENSIONS OF A PHYSICAL QUANTITY

1.1.0: Fundamental quantities

These are quantities which can't be expressed in terms of any other quantities by using any mathematical equation. E.g.

Mass - M

Length - L

Time- T

1.1.1: Derived quantities

These are quantities which can be expressed in terms of the fundamental quantities of mass, length, and time e.g.

i) Pressure

iii) Momentum

ii) Acceleration

iv) Density

1.1.2: DIMENSIONS OF A PHYSICAL QUANTITY

This refers to the way a derived quantity is related to the three fundamental quantities of length, mass and time.

Or It refers to the power to which fundamental quantities are raised.

Symbol of dimensions is []

Examples

[Area]

[Volume]

[Mass]

[Velocity]

[Acceleration]

[Momentum] [Mass][Velocity] M

[Weight] [Mass][Gravitational acceleration] M

[Force] [Mass][Acceleration] M

[Pressure] $\frac{[Force]}{[Area]}$ M

NB. Dimension less quantity has no dimensions and is described by a number which is independent of a unit of measurement chosen for the primary quantities

Examples of dimension less quantities

- ❖ Refractive index
- ❖ strain
- ❖ relative density
- ❖ all constants such as $2\pi, 2, \pi, 4\pi, \dots$

They are always given a dimension of one, (1)

1.1.3: USES OF DIMENSIONS

Used to check the validity of the equation or check whether the equation is dimensionally consistent or correct.

Used to derive equations

Checking validity of equations (dimensional homogeneity)

When the dimensions on the L-H-S of the equations are equal to the dimensions on the R-H-S, then the equation is said to be dimensionally consistent.

Examples

1. The velocity V of a wave along a flat string is given by $\sqrt{\frac{T}{\mu}}$

T - Tension in the string

L - Length of the string

M - Mass of the string

Show that the formula is dimensionally correct. $(\frac{M}{L}) = (\frac{M}{L})$

Solution

— — —

$$L.H.S = R.H.S$$

L.H.S [] Since dimension on left are

equal to

R.H.S *√ dimensions on

right then its correct

Tension (T) is a force therefore takes the dimensions of force.

the

2. The period T, of a simple pendulum is given by dimensionally correct.

$T = 2\pi\sqrt{\frac{l}{g}}$ Show that the equation is

6



Where 2 dimension less constant
length of pendulum

Acceleration due to gravity

Solution

L.H.S [T] T

$$[T] = [2] [l]^{-1/2} [g]^{-1/2}$$

R.H.S [()] T

Since the dimensions on the L.H.S are equal to the dimensions on the R.H.S then the equation is dimensionally consistent.

NB: Dimensions cannot be added or subtracted but for any equation to be added or subtracted then they must have the same dimensions.

Example

Show that the equation = is dimensionally correct.

Solution

L.H.S []

R.H.S [2as]

L

Since dimensions on the L.H.S are equal to dimensions on the R.H.S then the equation is dimensionally correct.

Exercise

Show that the following equations are dimensionally consistent.

- i))
- ii))
- iii))

b) Deriving equations (dimensional analysis)

The method of dimension analysis is used to obtain an equation which is relating to relevant variables

Example 1

7



Assume that the period (T) depend on the following

- Mass (m) of the bob
- Length (l) of the pendulum
- Acceleration due to gravity (g)

Derive the relation between T, m, l, g

Solution

T
Dimensions of M

$$T = K \dots\dots X \dots\dots\dots 1$$

Where K

is a

constant

Dimensions of L

If it's

dimensiono

nally2

consistent then **Dimensions of T**

$$[T] = [K] = 1 \dots \dots \dots 3 \quad T = z =$$

Put into equation 2

$$y + \dots = 0$$

Note:

Dimensional analysis does not give the value of a constant K. it can be determined using mathematical analysis.

Example ii

Use dimensional analysis to show how the velocity of transverse vibrations of a stretched string depends on its length (l) mass (m) and the tension force (F) in the string.

solution

$$\begin{aligned}
 &V \\
 &V \\
 &[V] \\
 &[V] \\
 & \dots \\
 & \text{since } [K]=1 \\
 &M^0L^1T^{-1} \\
 &\text{For dimensions of M} \\
 & \dots \dots \dots (1)
 \end{aligned}$$

$$\begin{aligned}
 &\text{For dimensions of L} \\
 & \dots \dots \dots (2) \\
 &\text{For dimensions of T} \\
 & \dots \dots \dots (3) \\
 & \dots \\
 &\text{Put into equation(1)} \\
 &y + \dots = 0
 \end{aligned}$$

$$\begin{aligned}
 & \dots \\
 &\text{Also for equation(2)} \\
 & \dots \\
 &\text{but } V \\
 & \dots \\
 &V \\
 & \dots
 \end{aligned}$$



Example iii UNEB 1999 No 2 b(c)

The viscous force (F) on a small sphere of radius (a) falling through a liquid of coefficient of viscosity η with a velocity V given by $F=K$

Use the method of dimensions to find the values of x, y, z (5marks)

Solution

<p>$[\eta] = \frac{[F] \cdot [A]^x}{[K]^y}$</p> <p>L: $\frac{[M L^{-1} T^{-2}] \cdot [L]^x}{[M L^{-1} T^{-2}]^y}$</p> <p>into F K</p> <p>$[\eta] =$</p> <p>$[\eta] = M$</p> <p>$[F] = [K] [$</p>	<p>$= (M \dots)$</p> <p>$=$</p> <p>$[F] =$ and $[A] =$</p> <p>For M :</p> <p>.....(1)</p> <p>$[\text{Velocity gradient}] =$</p> <p>.....(2)</p> <p>$[\text{Velocity gradient}]$ For</p> <p>$=$ For</p> <p>Put</p> <p>equation(3) F K a η V</p>	<p>Put into equation(2)</p> <p>.....(3)</p> <p>equation (1)</p>
---	---	---

Example iv UNEB 2005 No1 b

The equation for the volume V of a liquid flowing through a pipe in time t under a steady flow is

~~—~~ given by $V = \frac{P \cdot l^3}{\eta \cdot t}$

Where r = radius of the pipe

l=length of the pipe

P=pressure difference between the 2 ends

η = coefficient of viscosity of the liquid

Show that the equation is dimensionally consistent (3mks)

UNEB 2010 NO 4 (d)

The velocity V of a wave in a material of young modulus E and density ρ is given by $V = \sqrt{\frac{E}{\rho}}$

Shows that the relationship is dimensionally correct

(03 marks)

UNEB2009 No 3b

A cylindrical vessel of cross sectional area, A contains air of volume V , at pressure p trapped by frictionless air tight piston of mass, M . The piston is pushed down and released.

9



i) If the piston oscillates with simple harmonic motion, shows that its frequency f is given $f = \frac{1}{2\pi} \sqrt{\frac{Mg}{AV}}$ (06 marks)

Show that the expression for f in b(i) is dimensionally correct (03 marks)

UNEB2003 No 1(a)

Distinguish between fundamental and derived physical quantities. Give two examples of each

(04marks)

UNEB2002 No1

a) i) What is meant by the dimension of a physical quantity (01mark)

ii) For a stream line flow of a non-viscous, incompressible fluid, the pressure P at a point is related to the width h and the velocity v by the equation.

$(P - a) = \rho g(h - b) + \frac{1}{2} \rho (v^2 - d)$ where a , b and d are constant and ρ is the density of the fluid and g is the acceleration due to gravity. Given that the equation is dimensionally consistent, find the dimensions of a , b and d (03 marks)

Solution

NB: We only add and subtract quantities which have the same dimensions.

<p>$\frac{1}{2} \rho (v_2 d)$ $[b] = L$</p> <p>$\frac{1}{2} \rho (v_2 d)$</p> <p>$[\frac{1}{2} \rho (v_2 d)] = [b]$</p> <p>$[\frac{1}{2} \rho v_2] = [b]$</p> <p>$[v_2] = [d]$</p> <p>On the RHS: [] [] []</p> <p>$[h] = [b]$</p>	<p>LHS: $[P] = [a]$</p> <p>$\frac{1}{2} \rho v_2 = \frac{1}{2}$</p> <p>$[\frac{1}{2} \rho v_2] = [a]$</p> <p>$[a] = ML^{-1}T^{-2}$</p>
--	--

UNEB 2001 No 2 b

The velocity V of sound travelling along a rod made of a material of young's modulus y and density ρ is given by $V = \sqrt{\frac{y}{\rho}}$ Show that the formula is dimensionally consistent (03 mks)

UNEB 1997 No 1

- a) i) What is meant by dimensions of a physical quantity (1mk)
- ii) The centripetal force required to keep a body of mass m moving in a circular path of radius r is given by $F = \frac{mv^2}{r}$ show that the formula is dimensionally consistent. (04 marks)



CHAPTER2: MOTION

2.1.0: LINEAR MOTION

This is motion is a straight line

Distance

This is the length between 2 fixed point

Displacement

This is the distance covered in a specific direction

Speed

This is the rate of change of distance with time

OR It is the distance covered by an object per unit time.

The SI unit of speed is ms^{-1}

Velocity

It is the rate of change of displacement with time

OR It is the distance covered per unit time in a specific direction

The SI unit of velocity is ms^{-1}

Uniform velocity

Is the velocity of a body which covers equal displacement in equal time intervals.

Acceleration

It is the rate of change of velocity with time

Its SI unit is ms^{-2}

Acceleration = _____

2.1.1: UNIFORM ACCELERATION & EQUATIONS

Uniform acceleration

Its a motion in which the velocity of a body changes by equal magnitudes in equal time intervals no matter how small the intervals are.

OR Constant rate of change of velocity.

11 Equations of motion

1st equation

Suppose a body moving in a straight line with uniform acceleration a , increases its velocity from u to v in a time t , then from definition of acceleration

$$\text{Acceleration} = \frac{\text{_____}}{\text{_____}}$$

..... 1

2nd equation

Suppose an object with velocity u moves with uniform acceleration for a time t and attains a velocity v , the distance s travelled by the object is given by



$S = \text{average velocity} \times \text{time}$

But $\frac{(u + v)}{2} \times t = S$

.....2

3rd equation

From $v^2 = u^2 + 2as$

Since

S

$S = \frac{u^2 - v^2}{2a}$

$2as$

$S = \frac{u^2 - v^2}{2a}$ 3

Note

The three equations apply only to uniformly accelerated motion

When the object starts from rest then $(u=0\text{m/s})$ and when it comes to rest $(v=0\text{m/s})$

The acceleration can be positive or negative. When its negative, then it known as a retardation or deceleration

Numerical examples

12 A car moving with a velocity of 10ms^{-1} accelerates uniformly at 1ms^{-2} until it reaches a velocity of 15ms^{-1} . Calculate,

Time taken

Distance traveled during the acceleration

The velocity reached 100m from the place where acceleration began.

Solution

ii) iii) , $v=?$ $u=10\text{ms}^{-1}$ $a=1$ s		$u=10\text{m/s}$, $a=1\text{m/s}$, $v=15\text{ms}^{-1}$, s
--	--	---

A particle moving in a straight line with a constant acceleration of 2ms^{-2} is initially at rest; find the distance covered by the particle in the 3rd second of its motion.

Solution

Using S $u=0\text{m/s}$, $t=2\text{s}$ and $t=3\text{s}$ $a= 2\text{ms}^{-2}$ $t=2$ $: \frac{1}{2} \quad 2^2$ When $t=3$: $a=2\text{ms}^{-2}$ $u=0\text{m/s}$ 3^2		Distance in 3 rd Distance for 3s – distance for 2s Distance in 3 rd s in 5m
---	--	---

A Travelling car A at a constant velocity of 25m/s overtake a stationery car B. 2s later car B sets off in pursuit , accelerating at a uniform rate of 6ms^{-2} . How far does B travel before catching up with A

Solution

For A: S_A –
 Since it moves with a constant velocity a 0
 $S_A = 25t$ -----(1)

For B: S_B –

If B is to catch up with A then it must travel faster i.e it will take a time of $(t-2)s$

$$S_B = 0x(t-2) + \frac{1}{2} x 6(t-2)^2$$

$$S_B = 3t^2 - 12t + 12 \dots\dots\dots(2)$$

For B to catch A then

$$S_A = S_B$$

$$25t = 3t^2 - 12t + 12$$

$$3t^2 - 37t + 12 = 0$$

$$t = 12s \text{ or } t = \frac{4}{3}$$

Since the car leaves 2s later then time 12s is correct since it gives a positive value

$$S_B = 25 \times 12$$

$$S_B = 300m$$

A train travelling at 72 km h^{-1} under goes uniform deceleration of 2 ms^{-2} , when brakes are applied. Find the time taken to come to rest and the distance travelled from the place where brakes are applied.

Solution

$u = 20 \text{ m s}^{-1}$
 $s = 20 \times 10 + \frac{1}{2} \times -2 \times 10^2$ $a = -2 \text{ ms}^{-2}$
 $s = 100 \text{ m}$ rest

$$s = ut + \frac{1}{2} at^2$$

2 ms^{-2} , $v = 0$ comes to rest

EXERCISE 1

A car moving with a velocity of 54 km/hr accelerates uniformly at a rate of 2 ms^{-2} . Calculate the distance travelled from the place where acceleration began, given that final velocity reached is 72 km/hr and find the time taken to cover this distance. **An [2.5s]**

A particle x travels with a constant velocity of 6 m/s along straight line. It passes a particle y which is stationary. One second later y accelerates at 2 m/s^2 . how long after being passed

does it take for y to draw level with x? [leave your answer in surd form] An[$\sqrt{3}$]

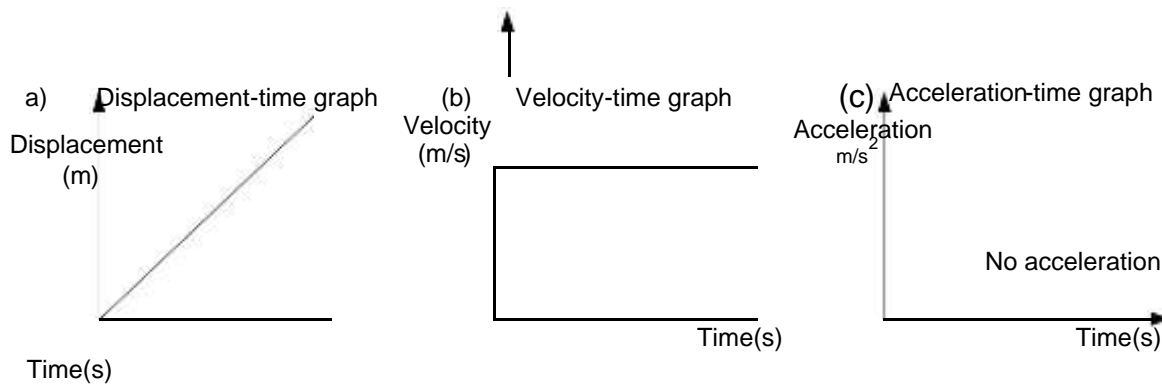
)]

3. A body accelerates uniformly from rest at the rate of 6ms^{-2} for 15 seconds. Calculate
- velocity reached within 15 seconds
 - the distance covered within 15 seconds **An[90m/s , 675m]**

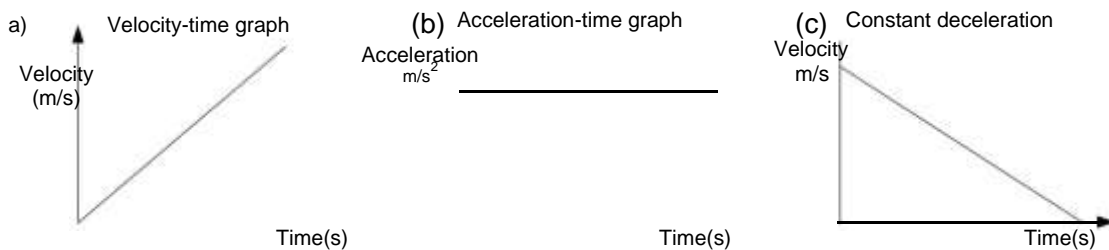
A particle moving on a straight line with constant acceleration has a velocity of 5ms^{-1} at one instant and 4s later it has a velocity of 15ms^{-1} . Find the acceleration and distance covered by particle.

An [a = 2.5ms^{-2} , s=40m]

1. Motion graphs for uniform velocity

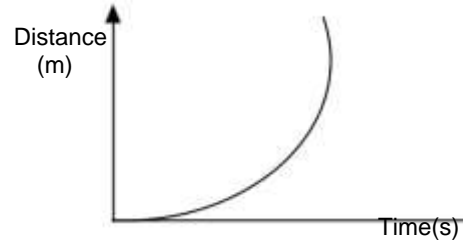
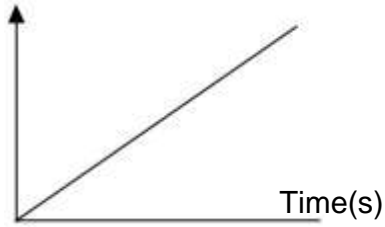


14 Motion graph for uniform acceleration



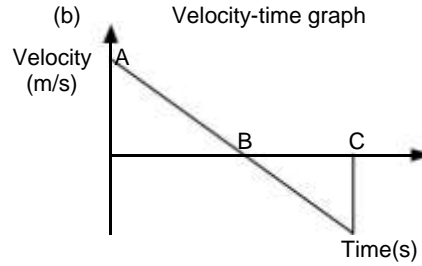
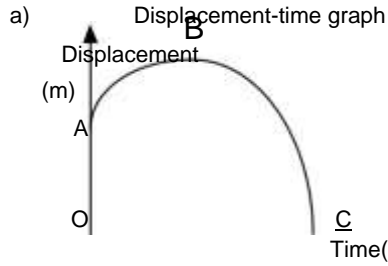
3. Scalar graphs for an object falling freely

- (a) Speed-time graph
- (b) Distance-time graph

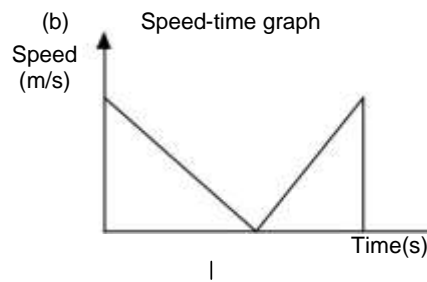
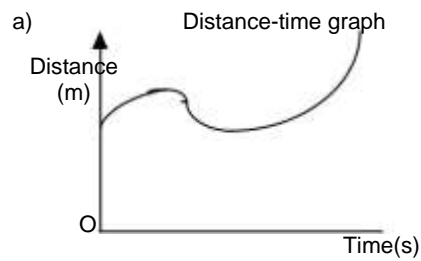


Speed
(m/s)

4. Motion graph for an object thrown vertically upwards from the top of a cliff



5. Scalar graph for an object thrown upwards from a cliff



Note

For a body thrown vertically downwards, becomes becomes

body projected vertically upwards becomes - - becomes

2.1.2: MOTION UNDER GRAVITY

1. Vertical motion

a) When a body is projected vertically upwards its acceleration (a) is given as $-g = -9.81 \text{ms}^{-2}$

-9.81ms^{-2} means the velocity of a body decreases by a 9.81ms^{-1} after every second till the time when the velocity is zero (maximum height) and the body falls down again with a positive direction due to gravity.

An object freely falling vertically downwards has an acceleration of $a = +g = +9.81 \text{ms}^{-2}$. This implies that its velocity increases by 9.81ms^{-1} after every second.

Definition

Acceleration due to gravity is rate of change of velocity with time for an object falling freely under gravity.

OR The force of attraction due to gravity exerted on a 1kg mass.

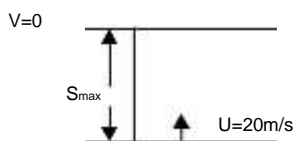
Numerical examples

A ball is thrown vertically upwards with an initial speed of 20ms^{-1} . Calculate.

Time taken to return to the thrower Time taken to reach

Maximum height reached maximum height

solution $u = 20 \text{ms}^{-1}$ $a = -9.81 \text{ms}^{-2}$
 projected
 upwards



From

At max height

But the total time taken to return to the
thrower = $2t$

at max height $v=0\text{m/s}$, $u=20\text{m/s}$,

$$1\text{ms}^{-2}$$

A particle is projected vertically upwards with velocity of 19.6ms^{-1} . Find

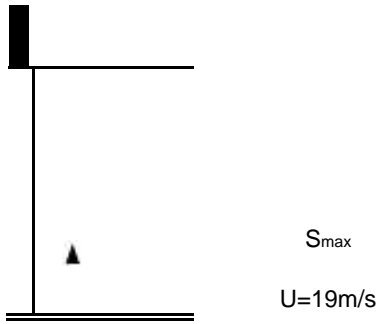
The greatest height attained

Time taken by the particle to reach maximum height



iii) Time of flight

Solution



At greatest height $g = 9.81 \text{ ms}^{-2}$ Time to

Time of flight

$$\text{Time of flight} = \frac{2u}{g} = \frac{2 \times 19}{9.81} = 3.87 \text{ s}$$

$v=0$ ii) From

$g = 9.81 \text{ ms}^{-2}$

at max height

maximum height

iii)

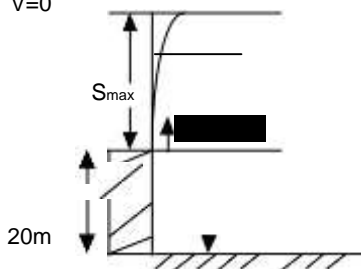
Time of flight

time to max height

A man stands on the edge of a cliff and throws a stone vertically upwards at 15 ms^{-1} . After what time will the stone hit the ground 20 m below the point of projection

Solution

$v=0$



Time to maximum height =

$$1.53 \text{ s} \quad 0 = 15 - 2 \times 9.81$$

$$= 11.47 \text{ m}$$

Maximum height = 11.47 m

$u = 15 \text{ m/s}$, $g = -9.81 \text{ m/s}^2$

$v = 0 \text{ m/s}$ at max height, $=? \quad t=?$

Method I

Total height =
 (11.47+20) =
 31.47m When the ball begins to return
 down from max height $u=0\text{m/s}$ and
 $a=g=+9.81\text{m/s}$

$$s = -20\text{m} \quad g = -9.81\text{m/s}^2 \quad u = 15\text{m/s}$$

$$-20 = 15t - \frac{1}{2} \times 9.81t^2$$

$$4.905t^2$$

Time taken to hit the ground = 4.06s

$$\frac{1}{2} \times 9.81t^2$$

$\sqrt{\quad}$

Total time ()

Time taken to hit the ground

Method II

The height of the cliff = 20m which is
 below the point of project therefore



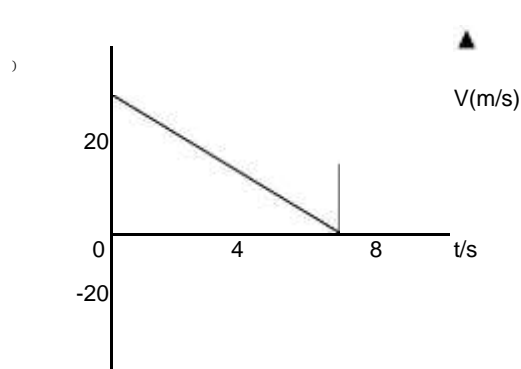
A car decelerates uniformly from 20ms^{-1} to rest in 4s, then reverses with uniform acceleration back to its original starting point also in 4s

Sketch the velocity-time graph for the motion, and use it to determine the displacement and average velocity

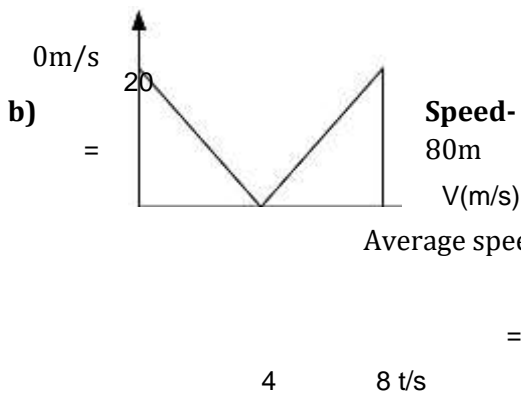
Sketch the speed-time graph for the motion and use it to determine the total distance covered and the average speed.

Solution

a) Velocity-time graph



$$\text{Average velocity} = \frac{\text{Displacement}}{\text{Time}} = \frac{0}{8} = 0$$



Speed-time graph

$$\text{Average speed} = \frac{\text{Total distance}}{\text{Time}} = \frac{80}{8} = 10\text{ms}^{-1}$$

Total distance = $\frac{1}{2} \times 4 \times 20 + \frac{1}{2} \times 4 \times 20 = 80\text{m}$

5. The graph below shows a ball which is thrown up into the air and then caught

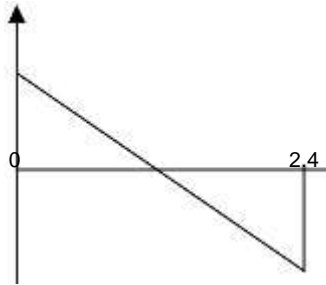
briefly

Calculate

Find the

point where the ball starts)

-12



12
the acceleration

height reached

V(m/s) a) Describe the motion

t/s (above the

Solution

The ball decelerates uniformly from 12ms^{-1} to rest in 1.2s and then it reverses with uniform acceleration back to its original position in another 1.2s

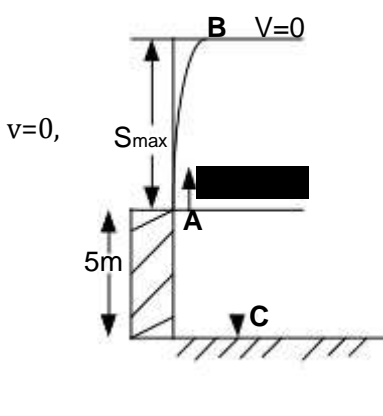
b) $v = -12\text{ms}^{-1}$ $u = 12\text{ms}^{-1}$ $t = 2.4\text{s}$

.42

$-2S = 0\text{m}$

UNEB 2003 No 1 b(ii)

A ball is thrown vertically upwards with a velocity of 10ms^{-1} from a point 5m above the ground. Describe with the aid of a velocity - time graph, the subsequent motion of the ball. (10marks)
height is 1.02s



Solution

Time to reach max height
 $u = 10\text{ms}^{-1}$ $g = -9.81\text{ms}^{-2}$

Time to reach maximum

At Max height $v = 0$
 $u = 10\text{ms}^{-1}$ $g = -9.81\text{ms}^{-2}$

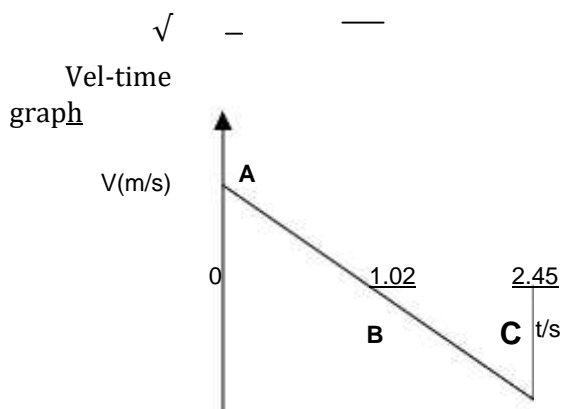
$0 = 10 + gt$

S_{max}

Total height = $(5.1 + 5)$

Time taken to move from max height to the ground is

$$t=?, u=0\text{m/s } g=9.81\text{ms}^{-2}$$



When the ball is thrown vertically upwards with a velocity of 10ms^{-1} it

Final velocity when the ball hits the ground $v=?$

$$v=14.03\text{m/s}$$

decelerates uniformly at -9.81ms^{-2} and its velocity reduces to zero at B (maximum height).

The time taken to reach maximum height B is 1.02s and the maximum height is 5.1m . After reaching the maximum height, the ball begins to fall downwards with a uniform acceleration of 9.81m/s^2 but the direction is now opposite and therefore the velocity is negative until it reaches a final velocity of 14.03m/s in a time of 2.45s from the time of projection.

UNEB 2014 No 1(c)

(i) State Newton's laws of motion (03marks)

(ii) Explain how a rocket is kept in motion (04marks)

Explain why passengers in a bus are thrown backwards when the bus suddenly starts moving. (03marks)

UNEB 2013 No 3(d)

(i) Define uniformly accelerated motion (03marks)

(ii) A train starts from rest at station A and accelerates at 1.25 m/s^2 until it reaches a speed of 20 m/s . It then travels at this steady speed for a distance of 1.56km and then decelerates at 2 m/s^2 to come to rest at station B. Find the distance from A and B

An (1 820m) (04marks)

UNEB 2011 No 1(a)

Define the following terms

(01mark)

(i) Uniform acceleration

(01 mark)

(ii) Angular velocity

UNEB 2010 No 1(d)

(i) Define uniform acceleration

(01 mark)

With the aid of a vel-time graph, describe the motion of a body projected vertically

upwards (03 marks)

UNEB 2009 No 2

a) Define the following terms

(i) Velocity

(ii) Moment of a force (02marks)

b) i) A ball is projected vertically upwards with a speed of 50ms^{-1} , on return it passes the point

of projection and falls 78m below. Calculate the total time taken

An(11.57s)

(05 marks)

UNEB 2008 No 1(a)

i) Define the terms velocity and displacement (02 marks)

ii) Sketch a graph of velocity against time for an object thrown vertically upwards

(02 marks)

UNEB 2007 No 4(b)

(i) What is meant by acceleration due to gravity

UNEB 2006 No 1

a) i) What is meant by uniformly accelerated motion (01 mark)

ii) Sketch the speed against time graph for a uniformly accelerated body (01 mark)

b) (i) Derive the expression $S = ut + \frac{1}{2} at^2$

For the distance S moved by a body which is initially travelling with speed u and is uniformly accelerated for time t (04 marks)

UNEB 1993 No 1

Define the terms

Displacement

Uniform acceleration

i) A stone thrown vertically upwards from the top of a building with an initial velocity of 10m/s . the stone takes 2.5s to land on the ground.

ii) Calculate the height of the building

(iii) State the energy changes that occurred during the motion of the stone (03 marks)

EXERCISE2

1. A ball is dropped from a cliff top and takes 3s to reach the beach below. Calculate

a) The height of the cliff **An(44.1m)**

b) Velocity acquired by the ball **An(29.4m/s)**

2. With what velocity must a ball be thrown upwards to reach a height of 15m **An(17.1ms⁻¹)**

A body is thrown upwards with an initial velocity at 2m/s . Calculate;

The maximum height attained

Time taken to reach the maximum height.

An object is dropped from a helicopter. If the object hits the ground after 2s. Calculate the height from which the object was dropped.

A body is thrown upwards with an initial velocity of 12m/s.

Calculate the maximum height it attained.

Time taken by the body to return to the ground

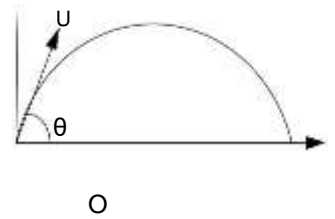
2. PROJECTILE MOTION

This is the motion of a body which after being given an initial velocity moves under the influence of gravity.

Consider a ball projected at O with an initial velocity u m/s at an angle θ to the horizontal.

Y-axis

X-axis



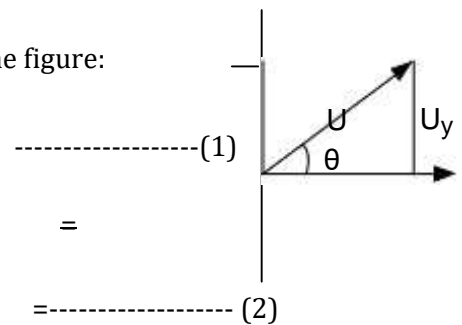
Resolution of velocity

Y-axis =

Also:

U_x X-axis

From the figure:



Equation (1) is the initial vertical component of velocity

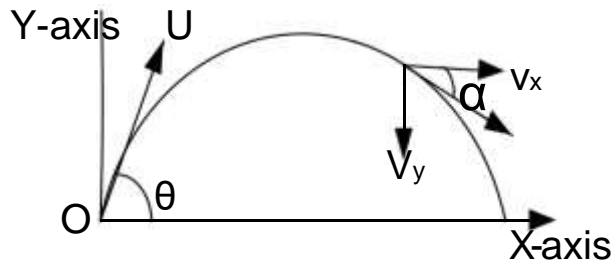
Equation (2) is the initial horizontal component of velocity

Note

The horizontal component of velocity [U_x] is constant through the motion and therefore the acceleration is zero.

MATHEMATICAL FORMULAR IN PROJECTILES

All formulas in projectiles are derived from equations of linear motion



Finding velocity at any time t.

Horizontally: a Direction of motion , to the a=0 (constant <input style="width: 100px; height: 20px;" type="text"/> √	=	 <input style="width: 150px; height: 30px;" type="text"/> <input style="width: 120px; height: 30px;" type="text"/>		<input style="width: 110px; height: 50px;" type="text"/> g velocity) horizontal Velocity at any time t <input style="width: 160px; height: 30px;" type="text"/>
--	---	--	--	---

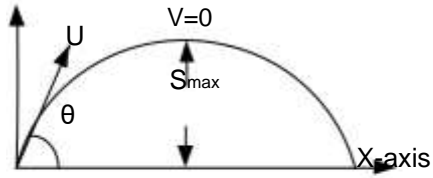
Finding distances at any time t

horizontally : $U \cos \theta + \frac{1}{2} at^2$
 , a= 0

 Vertically: $U \sin \theta + \frac{1}{2} at^2$

TERMS USED IN PROJECTILES

1. MAXIMUM HEIGHT [GREATEST HEIGHT] []




For vertical motion : at max height $v=0$,

, , s

Y-axis

o

=



Note : () but

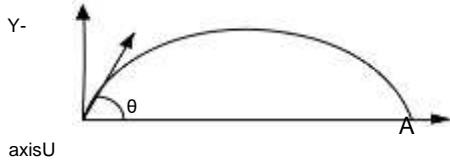
2. TIME TO REACH MAX HEIGHT [t]

Vertically at max height $v=0$



3. TIME OF FLIGHT [T]

It refers to the total time taken by the projectile to move from the point of projection to the point where it lands on the horizontal plane through the point of projection.



$$T(\text{---}) = 0$$

O

Either $T=0$ or (---) = 0

X-axis (



---) = 0

$t=T$ (time of flight),

Note: The time of flight is twice the time to maximum height

Vertically: $y = ut + \frac{1}{2}at^2$

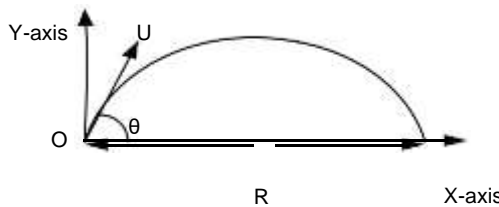
--- at point A

when the projectile return to

the plane = 0,

4. RANGE [R]

It refers to the horizontal distance from the point of projection to where the projectile lands along the horizontal plane through the point of projection.



A

Neglecting air resistance the horizontal component of velocity remains constant during the flight

Horizontally: $x = ut + \frac{1}{2}at^2$


, $a=0$ (constant velocity), $t=T$

But

$R =$

from trigonometry

But $T =$ _____



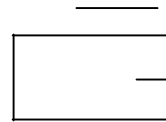
5. MAXIMUM RANGE []

24

For maximum range $\sin 2\theta = 1$, $R =$

$2u \cos \theta$

$2\theta = 90^\circ$



6. EQUATION OF A TRAJECTORY

A trajectory is a path described by a projectile.

A trajectory is expressed in terms of horizontal distance x and vertical distance y . For horizontal motion at any time t

[1]

$t =$ _____

Either



For vertical motion at any time t

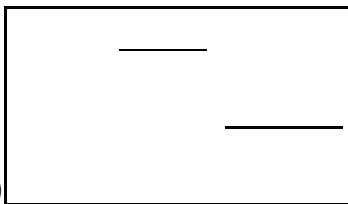
Or



Putting t into equation [2]

[2]

$y =$
 $= \frac{1}{2} g t^2$



_____ (_____)

Where _____

Hint

If a particle is projected directly (vertically) upwards the motion it describes is purely kinematics (motion under gravity). But if it is projected at an angle to the horizontal, the motion is parabolic (projectile motion).

Numerical examples

A. Objects projected upwards from the ground at an angle to the horizontal

A Particle is projected with a velocity of 30ms^{-1} at an angle of elevation of 30° . Find

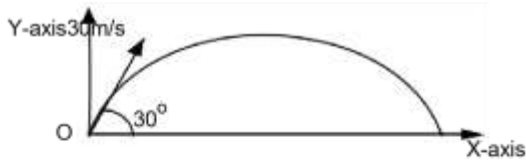
The greatest height reached

The time of flight

The velocity and direction of motion at a height of 4m on its way downwards

Solution





$u = 30\text{m/s}, \theta = 30^\circ, g = 9.81\text{ms}^{-2}$

i) _____
 = _____
 = 11.47m

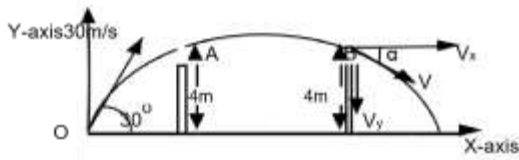
ii) $T =$ _____

$T =$

$T = 3.06\text{s}$

$R =$ _____

$R = 79.45\text{m}$



For vertical motion

or

The value of $t = 0.30\text{s}$ is the correct time since it's the smaller value for which the body moves upwards.

_____ 12.06m/s _____
 $\sqrt{\quad}$

Direction : _____

$= 24.9^\circ$ to the horizontal

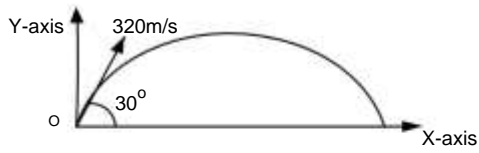
Velocity is 28.64m/s at 24.9° to horizontal

A projectile is fired with a velocity of 320m/s at an angle of 30° to the horizontal. Find
 time to reach the greatest height

its horizontal range

maximum range

Solution



i) At max height $v=0$,

ii) range $R =$ _____ time of flight

Time of flight = twice time to max height

$$R = 9039.92\text{m}$$

max range

—

= —

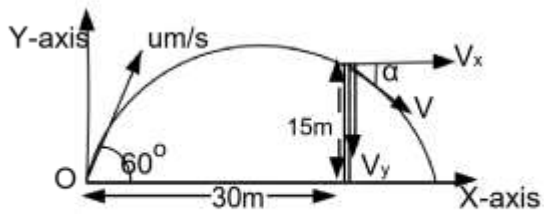


A projectile fired at an angle of 60° above the horizontal strikes a building 30m away at a point 15m above the point of projection. Find

Speed of projection

Velocity when it strikes a building

Solution



i) Horizontal distance at time t

—

Also vertical distance at any time t

ii) but since t = —

—

V_y

velocity at any time

—

—

—
— — —

$$15 = 51.96152423 \text{ ————}$$

$$u_2 = \text{—————}$$

—
√

$$u = 21.86 \text{ m/s}$$

$$v = 13.60 \text{ m/s}$$

—

—

$$36.58_0$$

The velocity is 13.60 m/s at

36.58₀ to the horizontal



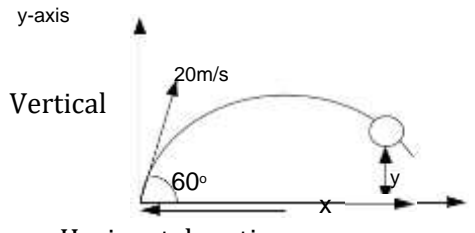
Alternatively

Using the equation of a trajectory

$y=15\text{m}, x=30\text{m},$	$u=?$		(\quad)
		$u = 21.86\text{m/s}$	

A body is projected at an angle of 60° above horizontal and passes through a net after 10s. Find the horizontal and vertical distance moved by the body after it, was projected at a speed of 20m/s

Solution

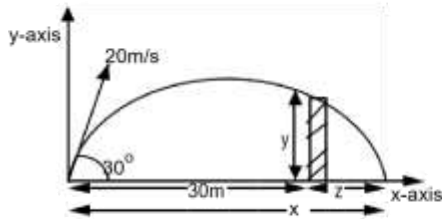
<p>y-axis</p>  <p>Vertical</p> <p>Horizontal motion :</p> <p>x-axis</p>		<p>motion; () -</p>
--	--	----------------------

UNEB MARCH 1998 N0 1c

A ball is kicked from the spot 30m from the goal post with a velocity of 20m/s at 30° to the horizontal. The ball just clears the horizontal bar of a goal post. Find;

Height of the goal post

How
the
does
land
)
)



far
behind
goal post
the ball
(
T = _____)
— (

Solution

horizontal motion :

$$T = 2.04s$$

iii) Horizontal distance:

$$35.33m$$

For vertical motion

28



but

$z = 5.33m$ The ball 5.33m behind the goal

EXERCISE 3

1. A particle is projected at an angle of 60° to the horizontal with a velocity of 20m/s . calculate the greatest height the particle attains **An[15.29m]**

A particle is projected from level ground towards a vertical pole, 4m high and 30m away from the point of projection. It just passes the pole in one second. Find

- i) Its initial speed and angle of projection **An [39.29m/s, 16.5°]**
- ii) The distance beyond the pole where the particle will fall **An [24.42m]**

A stone thrown upwards at an angle θ to the horizontal with speed $u\text{ms}^{-1}$ just clears a vertical wall 4m high and 10m from the point of projection when travelling horizontally. Find the angle of projection **An[38.66°]**

A particle is projected with a velocity of 30m/s at an angle of 40° above the horizontal plane. find ;

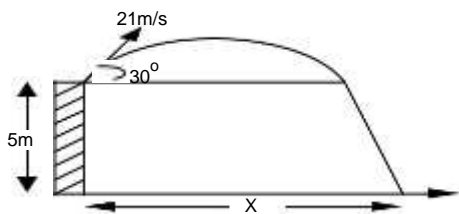
The time for which the particle is in the air.

- b) The horizontal distance it travels **An [3.9s, 22.9m/s]**

Objects projected upwards from a point above the ground at an angle to the horizontal

A particle is projected at an angle of elevation of 30° with a speed of 21m/s . If the point of projection is 5m above the horizontal ground, find the horizontal distance that the particle travels before striking the ground

Solution



$u = -5\text{m}$ since it's below the point of projection

For vertical motion:

t or t

Time of flight $t = 2.54\text{s}$

For horizontal motion
()



The horizontal distance = 46.19m **Alternatively use equation of trajectory but not $y = -5\text{m}$**

A bullet is fired from a gun placed at a height of 200m with a velocity of 150ms^{-1} at an angle of 30° to the horizontal find

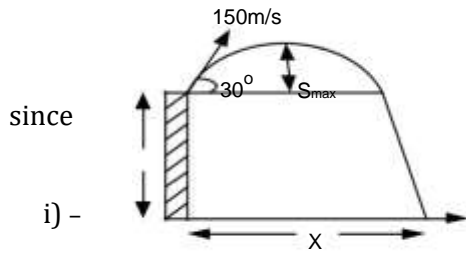
Maximum height attained

Time taken for the bullet to hit the ground

Solution

the point of projection

The max height attained is 286.70m from



i) -

= 286.70m

ii) Time taken for the bullet to hit the ground

Vertical motion :

200m

its below the point of projection

Time taken is 17.61s

EXERCISE 4

A particle is projected with a velocity of 10ms^{-1} at an angle of 45° to the horizontal, it hits the ground at a point which is 3m below its point of projection. Find the time for which it is in the air and the horizontal distance covered by the particle in this time **An[1.76s, 12.42m]**

A pebble is thrown from the top of a cliff at a speed of 10m/s and at 30° above the horizontal. it hits the sea below the cliff 6.0s later , find;

The height of the cliff . **An[150m, 52m]**

The distance from the base of the cliff at which the pebble falls into the sea.

A pencil is accidentally knocked off the edge of a horizontal desktop. The height of the desk is 64.8cm and the pencil hits the floor a horizontal distance of 32.4cm from the edge of the desk, What was the speed of the pencil as it left the desk. **An[0.9ms⁻¹]**



An object projected horizontally from a height above the ground

Examples

A ball rolls off the edge of a table top 1m high above the floor with a horizontal velocity 1ms^{-1} .

Find;

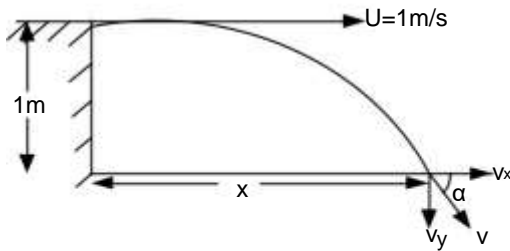
[DOWNLOAD MORE RESOURCES LIKE THIS ON ECOLEBOOKS.COM](http://Ecolebooks.com)

The time it takes to hit the floor

The horizontal distance it covered

The velocity when it hits the floor

Solution



$u=1\text{ms}^{-1}$ $\theta=0^\circ$ $y=-1\text{m}$ below
the point of projection

vertical motion:

iii) velocity when it hits the
ground

$$v = \sqrt{v_x^2 + v_y^2}$$

ii) Direction:

—
—

$$77.2^\circ$$

The velocity is 4.5m/s at 77.2° to the
horizontal

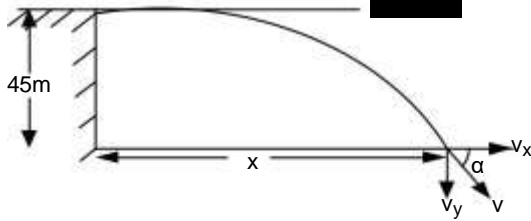
A ball is thrown forward horizontally from the top of a cliff with a velocity of 10m/s. the height of a cliff above the ground is 45m. calculate

Time to reach the ground

Distance from the cliff where the ball hits the ground

Direction of the ball just before it hits the ground

Solution



$u=10\text{ms}^{-1}$ $\theta=0^\circ$ $y=-45\text{m}$ below the point of projection

For vertical motion

$v = \sqrt{\quad}$

The

velocity when it hits the ground

(i)

plane when it is directly above a target at a height of

$$\frac{\sqrt{(\quad)} (\quad)}{\text{m/s}}$$

—ii)

$\alpha=71.4^\circ$ iv) velocity is $V = \sqrt{\quad}$ m/s at 71.4° to the horizontal

UNEB 2014 No1 (a)

What is a **projectile motion** (01marks)

A bomb is dropped from an aero

1402.5m. the aero plane is moving horizontally with a speed of 500km . Determine whether the bomb will hit the target. **An (misses target by 2347.2m)** (05marks)

UNEB 2012 No 3 (d)

(i) Derive an expression for maximum horizontal distance travelled by a projectile in terms of the initial speed u and the angle of projection θ to the horizontal [02 marks]

Sketch a graph to show the relationship between kinetic energy and height above the ground in a projectile.

UNEB 2010 No (d)

[DOWNLOAD MORE RESOURCES LIKE THIS ON ECOLEBOOKS.COM](http://Ecolebooks.com)



- iii) Calculate the range of a projectile which is fired at an angle of 45° to the horizontal with a speed of 20m/s **An [40.77m]**

UNEB 2009 No 1 (d)

A stone is projected at an angle of 20° to the horizontal and just clears a wall which is 10m high and 30m from the point of projection. Find the;

- i) Speed of projection (04marks)

Angle which the stone makes with the horizontal as it clears the wall (03marks)

An[73.78m/s, 16.9°]

UNEB 2006 No 1 (c)

A projectile is fired horizontally from the top of a cliff 250m high. The projectile lands $1.414 \times 10^3\text{m}$ from the bottom of the cliff. Find the

- i) Initial speed of the projectile (05 marks)
 ii) Velocity of the projectile just before it hits the ground (05 marks)

An [198m/s, 210m/s at 19.5°]

UNEB 2000 No 3 (b)

- (i) Define the terms time of flight and range as applied to projectile motion (02 marks)

A projectile is fired in air with a speed $u\text{m/s}$ at an angle θ to the horizontal. Find the time of flight of the projectile (02marks)

MARCH UNEB 1995 No 1

a)i) write the equation of uniformly accelerated motion (03 marks)

Derive the expression for the maximum horizontal distance travelled by a projectile in terms of the initial speed u and the angle of projectile θ to horizontal (04 marks)

A bullet is fired from a gun placed a height of 200m with a velocity of 150m/s at an angle of 30° to the horizontal. Find

The maximum height attained

The time for the bullet to hit the ground (07marks)



CHAPTER 3: COMPOSITION AND RESOLUTION OF VECTORS

3.1.0: VECTOR QUANTITY

It is a physical quantity with both magnitude and direction.

Example; displacement, velocity, acceleration, force, weight and momentum

3.1.2: SCALAR QUANTITY

It is a physical quantity with only magnitude.

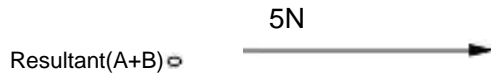
Example; distance, speed, time, temperature, mass and energy

3.1.3: VECTOR ADDITION

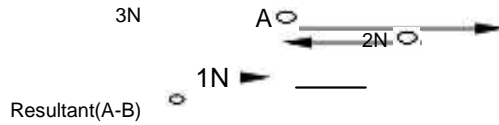
A. Vectors acting in the same line

If vectors are acting in the same direction then resultant along that direction is just the sum of the two vectors.





If they are moving in the opposite direction then, the resultant is difference of the vectors but along the direction of the bigger vector.



B . vectors acting at an angle

With vectors inclined at an angle to each other, a triangle of vectors is used to find the resultant.
 The resultant given by the line that completes the triangle.

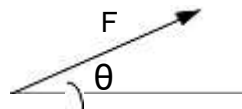
Components of a vector

The component of a vector is the effective value of a vector along a particular direction. The component along any direction is the magnitude of a vector multiplied by the **cosine of the angle** between its direction and the direction of the component.

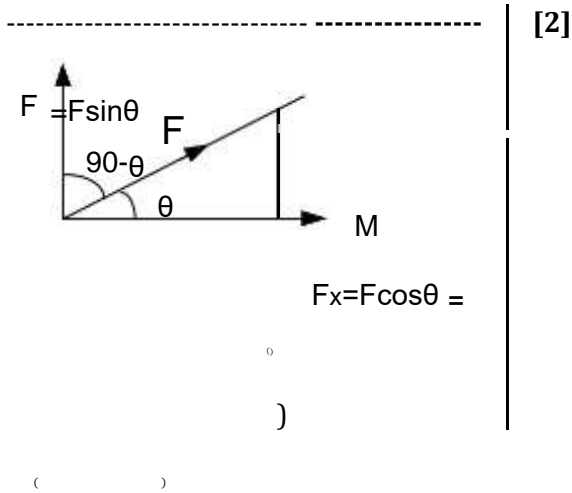
34



Suppose a force F pulls a body of mass m along a truck at an angle θ to the horizontal as shown below;



The effective force that makes the body move along the horizontal is the component of F along the horizontal



Alternatively
 — y.

$F_x = F \cos \theta =$

Hints

When a vector is inclined at an angle θ to the horizontal then;

□ along the horizontal, the component of the vector is □

□ along the vertical, the component of the vector is □

When a vector is inclined at θ to the vertical then;

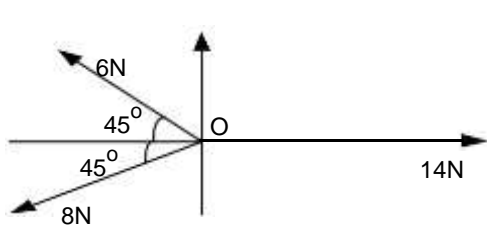
□ along the horizontal, the component of the vector is □

□ along the vertical, the component of the vector is □

Examples

1. Three forces are applied to a point as shown below





Calculate

component in directions Ox and Oy respectively

b) Resultant force acting at O

x

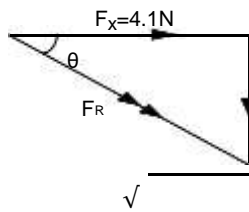
a) The

Solution

Components along

19.00
 $F_y = 1.41\text{N}$
 horizontal

force is 4.34N at
 19.0 below the
 horizontal



Below

$\theta =$

the

Resultant

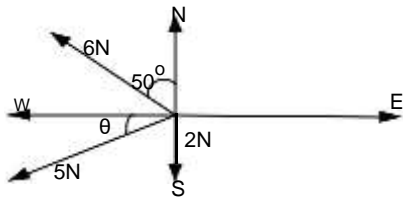
$F_R = 4.34\text{N}$

Direction

Component along

-

A particle is acted upon by three coplanar forces, the resultant force is in the direction due west

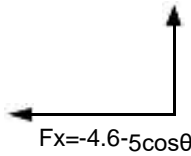


Calculate the value of θ to the nearest degree

Solution

Component along

Components along



due west, then the

i.e.

$F_y = 1.86 - 5 \sin \theta =$

north - south component is zero

$5 \sin \theta =$

$\theta = (\quad)$

Since the resultant force is $\theta = 21.84^\circ$

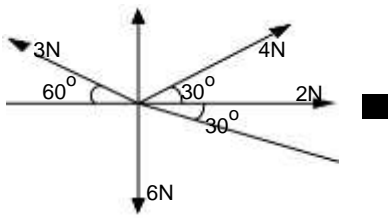
Forces of 2N, 4N, 3N, 6N, and 7N act on a particle in the direction $0^\circ, 30^\circ, 120^\circ, 270^\circ$ and 330° respectively. Find the magnitude and direction of a single force represented by the above forces.



Solution

Note.

The direction given has 1, 2, 3 digit values therefore, the direction is in form of angles and hence they should be read anticlockwise from the positive x-axis



$$F = 4.90\text{N}$$

Resultant component along x-axis

Resultant component along y-axis

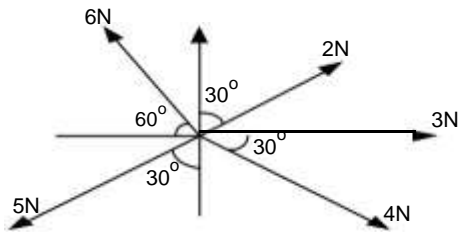
Forces of 2N, 3N, 4N, 5N, and 6N act on a particle in the direction 030° , 090° , 120° , 210° , and

330° respectively. Find the resultant force.

Solution

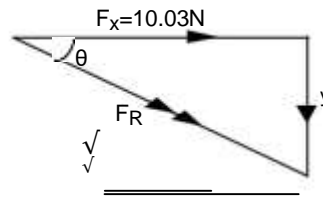
Note

The direction are given in 3-digit values, therefore they are bearings and must be measured from the north (positive y-axis) clock wise.



Resultant along the x-axis

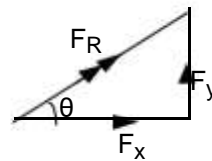
Resultant along the y-axis



$$F_R = 11.16\text{N}$$

$$\theta = 26.04^\circ$$

The resultant force is 11.16N at 26.04° below the horizontal.



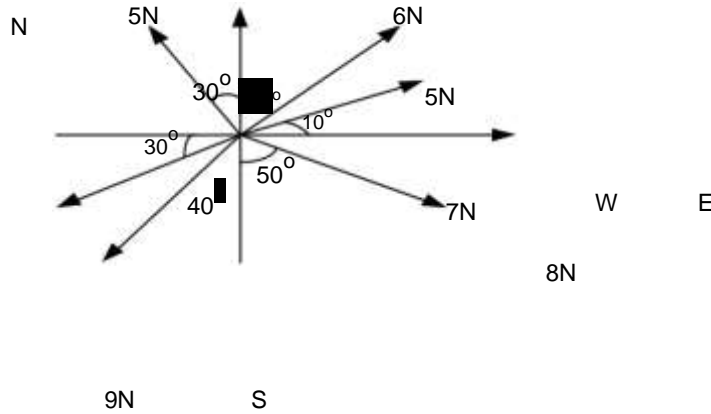
Direction $\theta = 16.9^\circ$



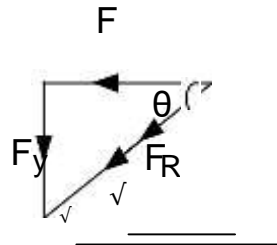
The resultant force is 2.053N at 16.9° above the horizontal

Forces of 6N, 5N, 7N, 8N, 5N, and 9N act pm a particle in the direction N30°E, N30°W, S50°E, N60°W, N80°E and s40°w, respectively. find the resultant force.

Solution



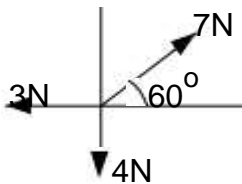
x



$$\theta = 68.9^\circ$$

Resultant force is 5.36N at 68.9° below horizontal

A particle at the origin 0 is acted upon by the three forces as shown below. Find the position of the particle after 2 seconds of its mass is 1kg.

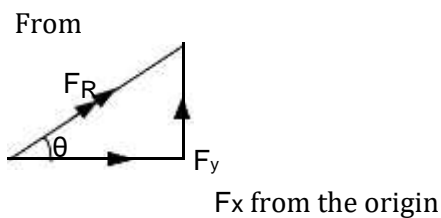


Solution ✓

Resultant along horizontal

But

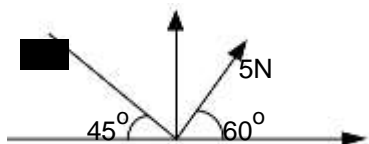
Resultant along vertical



✓

EXERCISE 5

1. Two coplanar forces act on a point 0 as shown below



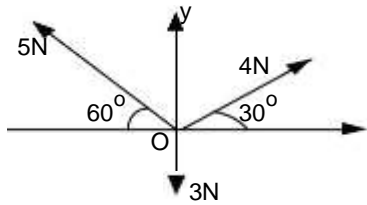
force

An[12.3N at 68.0° above the horizontal]

y Calculate the resultant

x

2. Three coplanar forces act at a point as shown below



force acting at O

Find the resultant

An[3.4N at 73.1° above the horizontal]

X

Forces of 2N, 1N, 3N and 4N act on a particle in the directions 0°, 90°, 270° and 330° respectively. Find the magnitude and direction of the resultant force.

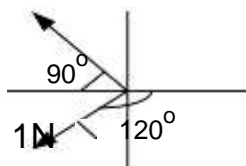
An[6.77N at 36.2° below the horizontal]

39



Forces of 7N, 2N, 2N, and 5N act on a particle in the direction 060°, 160°, 200° and 315° respectively. Find the resultant force. **An[4.14N at 52.36° below the horizontal]**

Three forces act on a body of mass 0.5kg as shown in the diagram. Find the position of the particle after 4 seconds.

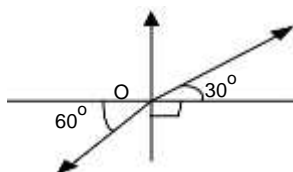


55.2m]

6N **An[3.44N, 6.88ms⁻²,**

UNEB 2008 No1

b



2.0N

Three forces of 3.5N, 4.0N and 2.0N act at a point

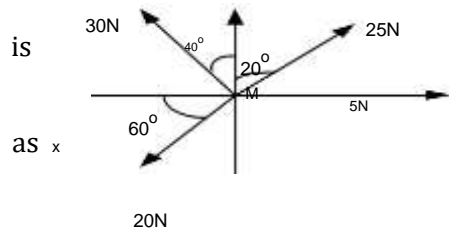
3.5N

0 as shown above. Find the

resultant force. (4marks)
An[1.07N at 15.5° above the horizontal]

4.0N

UNEB 2007 No 4



ii)

A body m of mass 6kg

acted on by

forces of 5N, 20N, 25N and 30N

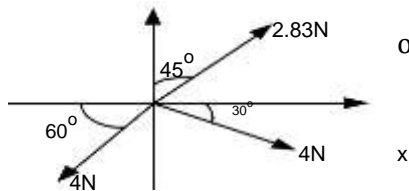
shown above. Find the acceleration of m [05 marks]

An[5.5ms⁻²]

UNEB NOV/DEC 1998 No1

c)

Forces



of 2.83N, 4.00N and 6.00N act on a

particle O as shown above. Find the

resultant force on the particle

[06marks]

40

3.2.0: RELATIVE MOTION

It comprises of;

- 1-Relative velocity
- 2-Relative path

3.2.1: Relative velocity

This is the velocity a body would have as seen by an observer on another body. Suppose A and B are two moving bodies, the velocity of A relative to B is the velocity of A as it appears to an observer on B.

It's denoted by ${}^A V_B = V_A - V_B$

Note that ${}^A V_B = -{}^B V_A$ since $[{}^B V_A = V_B - V_A]$

Numerical calculations

There are two methods used in calculations

- Geometric method
- Vectorial method

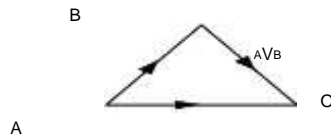


1. Geometrical method

In this method make sure that the velocities of moving objects originates from a common point and their relative velocity closes to form a triangle of velocities.

Note

The direction of the relative velocity must be from the observer because it's the one observing where the other object is moving.



Apply either cosine formula or sine formula to obtain the unknown quantities

i.e _____ and _____

2. Vector method

Find component of velocity for each object separately

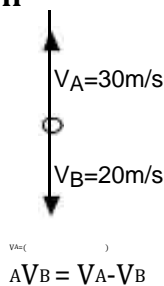
Therefore $\vec{AVB} = \vec{VA} - \vec{VB}$

Example

1. Particle A is moving due to north at 30ms^{-1} and particle B is moving due south at 20m/s . find the velocity of A relative to B.

Solution

Method II



$$\vec{AVB} = (\quad) - (\quad)$$

$$\vec{AVB} = (\quad)$$

$$|\vec{AVB}| = \frac{\quad}{\quad}$$

$$\vec{AVB} = 50\text{m/s due north}$$



A cruiser is moving at 30km/hr due north and a battleship is moving at 20km/hr due north, find the velocity of the cruiser relative to the battleship.

Solution

Method II [vector]

$$\vec{cVB} = \vec{VC} - \vec{VB}$$

$$\vec{cVB} = (\quad) - (\quad) = 10\text{km/h due north}$$

$$\vec{cVB} = (\quad) \text{ due north}$$

A particle A has a velocity of $4\mathbf{i} + 6\mathbf{j} - 5\mathbf{k}$ (m/s) while particle B has a velocity of -

$10i - 2j + 6k$ (m/s). find the velocity of A

relative to B

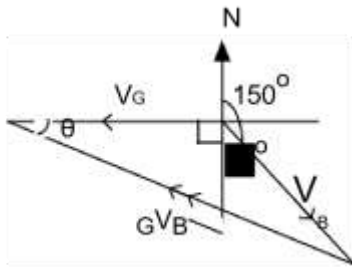
Solution

$${}^A V_B = V_A - V_B$$

$${}^A V_B = 14i + 8j - 11k$$

11k (m/s)

4. A boy runs at 5km/h due west and a girl runs 12km/hr at a bearing of 150° . Find the velocity of the girl relative to the boy. **Method I [geometrical]**



The arrow of relative velocity is from the boy since he is the observer


$$({}^G V_B)^2 = V_B^2 + V_G^2 - 2 V_B V_G \cos 20^\circ$$

$$({}^G V_B)^2 = 5^2 + 12^2 - 2 \times 12 \times 5 \cos 120^\circ$$

$$({}^G V_B)^2 = 229$$

$${}^G V_B = 15.13$$

Method II (vector)



$${}^G V_B = V_G - V_B$$

$${}^G V_B = 15.13 \text{ km hr}^{-1}$$

Direction: using sine rule

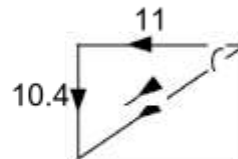
$$\frac{\sin \theta}{12} = \frac{\sin 20^\circ}{15.13}$$

$$\theta = 43.4^\circ$$

The relative velocity is 15.13 km/hr at 43.4° below the western direction or $S46.6^\circ W$

$${}^G V_B = \sqrt{12^2 + 5^2 - 2 \times 12 \times 5 \cos 120^\circ}$$

$${}^G V_B = 15.14 \text{ km/hr}$$



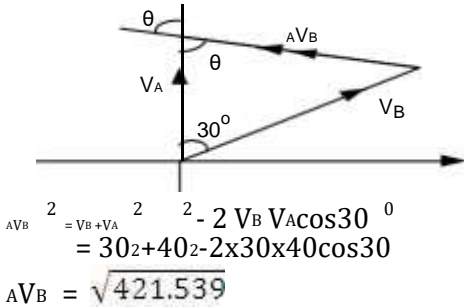
$$\theta = 43.4^\circ$$

below the western direction
Relative velocity is 15.14 km/hr at 43.4° below the horizontal.



Plane A is flying due north at 40km/hr while plane B is flying in the direction N30°E at 30km/hr. Find the velocity of A relative to B.

Solution



Method I (Geometric)

$V_A = 40 \text{ km/hr}$ $V_B = 30 \text{ km/hr}$

Direction

$$\theta = \cos^{-1} \left(\frac{30^2 + 40^2 - AVB^2}{2 \times 30 \times 40} \right)$$

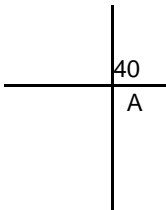
$\theta = 46.9^\circ$

The relative velocity is 20.53 km/hr in the direction N46.9 W or S46.9 E

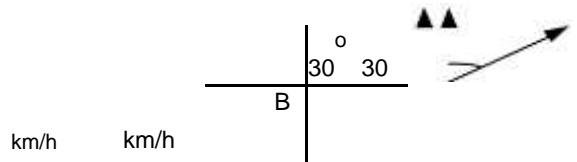
$AVB = 20.53 \text{ km/hr}$

Method II vector

N



N



$V_A = (\quad)$ $V_B = (\quad)$

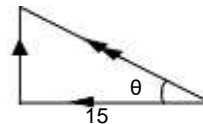
$AVB = V_A - V_B$

14.02

$AVB = (\quad)$

$AVB = (\quad)$

Direction



$\theta = 43.07^\circ$ above the Horizontal

AVB

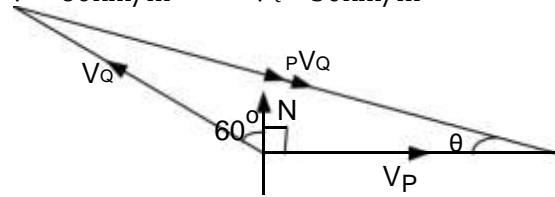
The relative velocity is 20.53 at N46.93°W

$AVB = 20.53 \text{ km/hr}$

Ship P is steaming at 60km/hr due east while ship Q is steaming in the direction N60°W at 50km/hr. Find the velocity of P relative to Q.

Method I (geometric)


$V_P = 60\text{km/hr}$ $V_Q = 50\text{km/hr}$



$$pVq^2 = V_p^2 + V_q^2 - 2V_p V_q \cos 150$$

$$pVq^2 = 60^2 + 50^2 - 2 \times 60 \times 50 \cos 150$$

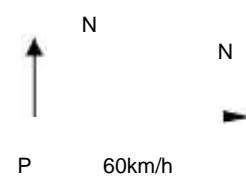
$$pVq = 106.3\text{km/hr}$$



$\theta = 13.60$

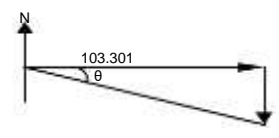
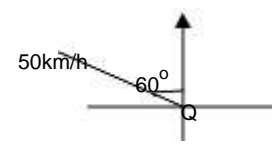
Direction ()
 S76.40E
 Velocity of p relative to q is 106.3km/hr at S76.40E.

Method II vector



$V_p = (\quad)$ $V_q = (\quad)$

$pVq = V_p - V_q$



$\theta = 13.60$

Direction ()
 Relative velocity is 106.3km/hr at S76.40E

$pVq = (\quad) - (\quad)$

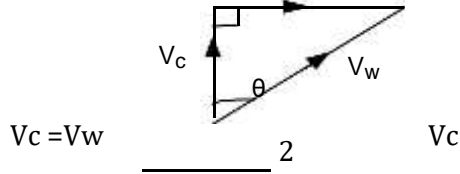
$pVq = (\quad) - (\quad)$

$\sqrt{ \quad } = \quad$
 106.3km/hr

To a cyclist riding due north at 40km/hr, a steady wind appears to blow from west at 30km/hr. find the true velocity of the wind.

Method geometric

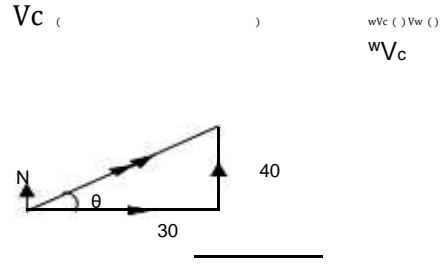
$V_c = 40\text{km/hr}$ $wV_c = 30\text{km/hr}$



$\theta = \dots$

$V_w = 50\text{km/hr}$

Method II vector



$X=30$ And $y = +40$

$\cos 90^\circ$

V_w

$V_w = 50\text{km/hr}$

Direction $\theta = 53.13^\circ$
 $\theta = 36.9^\circ$

$N36.87^\circ E$

True velocity is 50km/hr at $N36.9^\circ E$

Exercise 6

1. Car A is moving East wards at 20m/s and car B is moving Northwards at 10m/s. find the

i) Velocity of A relative to B m/s

ii) Velocity of B relative to A m/s

In EPL football match, a ball is moving at 5m/s in the direction of $N45^\circ E$ and the player is running due north at 8m/s. Find the velocity of the ball relative to the player. **An[5.69m/s at $S38.38^\circ E$].**

A ship is sailing south East at 20km/hr and a second ship is sailing due west at 25km/hr.
 Find the magnitude and direction of the velocity of the first ship relative to the second. **An [41.62km/hr at S70.13°E]**

On a particular day wind is blowing N30°E at a velocity of 4m/s and a motorist is driving at 40m/s in the direction of S60°E

Find the velocity of the wind relative to motorist **An [40.2m/s at N54.28°W]**

If the motorist changes the direction maintaining his speed and the wind appears to blow due East. What is the new direction of the motorist? **An[N85.03°W]**

3.2.2: RELATIVE PATH

Consider two bodies A and B moving with V_A and V_B from points with position vectors R_A and R_B respectively.

Position of A after time t is

$$R_{At} = OA + t V_A$$

Position of B after time t is R_{Bt}

$$OB + t V_B$$

Relative path

$${}_{ARB} R_{At} - R_{Bt} = {}_{ARB}$$

$$(OA + tV_A) - (OB + tV_B)$$

$${}_{ARB} (OA - OB) + t(V_A - V_B)$$

${}_{ARB}$

$$(OA - OB) + t(V_A - V_B)$$

EXAMPLE

1. A car A and B are moving with their respective velocities V_A and V_B , if their position vectors are OA and OB respectively. Find the path of A relative to B i) At any time t ii) At t = 2s

Solution

i) V_A and V_B

OA and OB

$${}_{ARB} (OA - OB) + t(V_A - V_B)$$

$${}_{ARB} (OA - OB) + t(V_A - V_B)$$

$${}_{ARB} (OA - OB) + t(V_A - V_B)$$

ii) When t = 2s ${}_{ARB}$

$$(OA - OB) + 2(V_A - V_B)$$

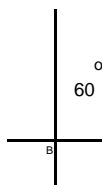
$${}_{ARB} (OA - OB) + 2(V_A - V_B)$$

Two ships A and B move simultaneously with velocities 20km/hr and 40km/hr respectively.

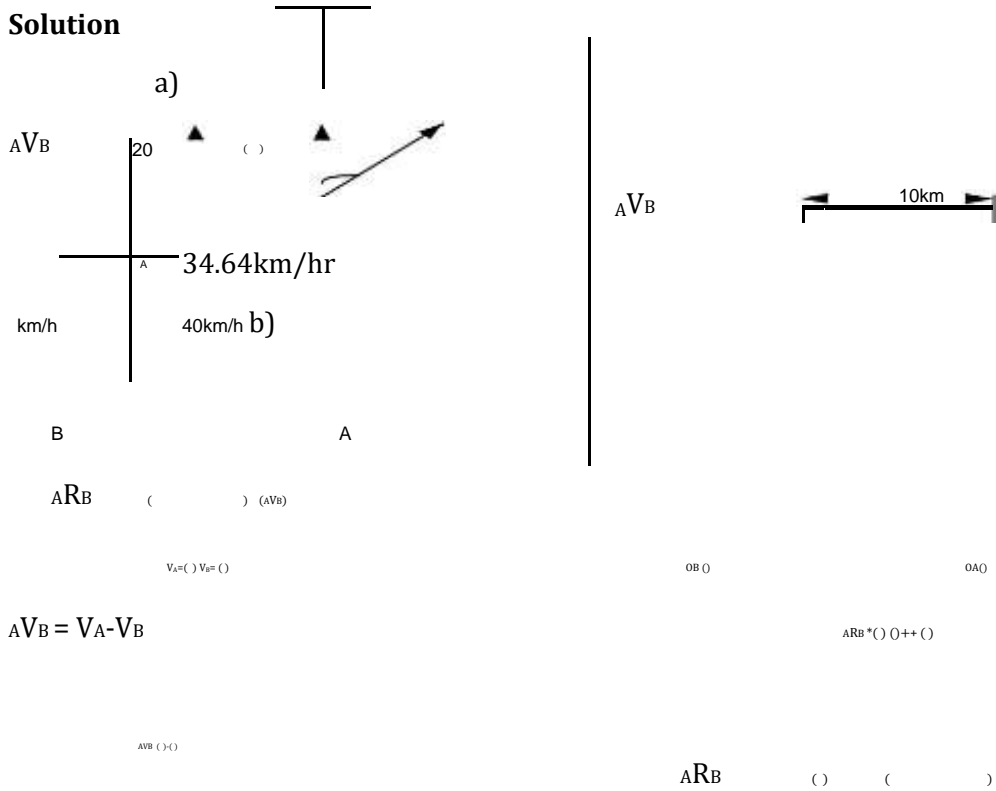
Ship A moves in the northern directions while ship B moves in N60°E. Initially ship B is 10km due west of A. determine

a) The relative velocity of A to B

b) The relative path of A to B



Solution



$$A V_B = V_A - V_B$$

3.2.3: SHORTEST DISTANCE AND TIME TO SHORTEST DISTANCE [DISTANCE AND TIME OF CLOSEST APPROACH]

When two particles are moving simultaneously with specific velocities, time will come when they are closest to each other without colliding

Numerical calculations

There three methods used

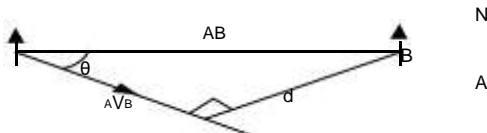
- ❖ Geometrical
- ❖ Vector
- ❖ Differential

1. Geometrical

It works when the information given is either a bearing (direction) or in two dimensions i.e. only **i** and **j** components

Procedure

- Draw a diagram showing the initial positions of the particles
- Consider the motion of one body relative to another i.e. A relative to B
- Represent the velocities of the bodies on the diagram with their directions specified.
- Superimpose the relative velocity to the observable body
- Shortest distance is perpendicular to the relative velocity as shown below;



Shortest distance

\vec{v}_B is a velocity, therefore to express it as a distance, it becomes \vec{v}_B / t

But $\vec{r}_{AB} \cdot \vec{v}_B / t = AB \cos \theta$

Time to shortest distance $t =$

2. Vector

Consider particles A and B moving with velocities \vec{v}_A and \vec{v}_B from point with positions vectors OA and OB respectively.

Then **shortest distance** $d = |\vec{r}_{AB}|$

For minimum distance to be attained then $\vec{v}_B \cdot \vec{r}_{AB} = 0$ This gives the time

Or time $t =$ Where $\vec{r}_{AB} \cdot \vec{v}_B$ is a dot product

3. Differential

The minimum distance is reached when $\frac{d}{dt} |\vec{r}_{AB}| = 0$ This gives the time

Minimum distance $d = |\vec{r}_{AB}|$

EXAMPLE

1. A particle P starts from rest from a point with position vector \vec{r}_P with a velocity

() m/s. A second particle Q starts at the same time from a point whose position vector is

with a velocity of (

) m/s. Find

The shortest distance between the particles

The time when the particles are closest together

How far each has travelled by this time

Solution:

Method I vector

$$\begin{aligned}
 \text{i) } OP &= (10\mathbf{i} + 6.2\mathbf{j}) \text{ m} \\
 V_P &= 10\mathbf{i} \text{ m/s} \\
 V_Q &= 24\mathbf{j} \text{ m/s} \\
 V_{PQ} &= V_P - V_Q = 10\mathbf{i} - 24\mathbf{j} \text{ m/s} \\
 |V_{PQ}| &= \sqrt{10^2 + 24^2} = 26 \text{ m/s} \\
 \text{Direction of } V_{PQ} &= \tan^{-1}\left(\frac{-24}{10}\right) = -67.4^\circ \\
 \text{Time } t &= 6.2 \text{ s} \\
 \text{Displacement of } P &= V_P t = 62\mathbf{i} \text{ m} \\
 \text{Displacement of } Q &= V_Q t = 151.2\mathbf{j} \text{ m} \\
 \text{New position of } P &= (10 + 62)\mathbf{i} + 6.2\mathbf{j} = 72\mathbf{i} + 6.2\mathbf{j} \text{ m} \\
 \text{New position of } Q &= 10\mathbf{i} + (6.2 + 151.2)\mathbf{j} = 10\mathbf{i} + 157.4\mathbf{j} \text{ m} \\
 \text{Distance } PR_Q &= \sqrt{(72-10)^2 + (6.2-157.4)^2} = 157.4 \text{ m}
 \end{aligned}$$

For minimum distance

$$\frac{d}{dt} (PR_Q)^2 = 0$$

$$\text{ii) Shortest distance } d = PR_Q / 2 = 78.7 \text{ m}$$

Method II (differential)

$$\begin{aligned}
 \frac{d}{dt} (PR_Q)^2 &= 0 \\
 2(PR_Q) \frac{d}{dt} (PR_Q) &= 0 \\
 \frac{d}{dt} (PR_Q) &= 0 \\
 \frac{d}{dt} \sqrt{(10 + 10t - 10)^2 + (6.2 + 24t - 6.2)^2} &= 0 \\
 \frac{d}{dt} \sqrt{(10t)^2 + (24t)^2} &= 0 \\
 \frac{d}{dt} \sqrt{100t^2 + 576t^2} &= 0 \\
 \frac{d}{dt} \sqrt{676t^2} &= 0 \\
 \frac{d}{dt} (26t) &= 0 \\
 26 &= 0
 \end{aligned}$$

$$\frac{d}{dt} (PR_Q) = 0 \implies PR_Q = 78.7 \text{ m}$$

$$\begin{aligned}
 PR_Q &= \sqrt{(10 + 10t - 10)^2 + (6.2 + 24t - 6.2)^2} \\
 &= \sqrt{(10t)^2 + (24t)^2} \\
 &= \sqrt{676t^2} \\
 &= 26t \\
 26t &= 78.7 \\
 t &= 3.03 \text{ s} \\
 PR_Q &= 26 \times 3.03 = 78.7 \text{ m}
 \end{aligned}$$

How far each has travelled $R_P = OP + V_P t$

$$\begin{aligned}
 R_P &= (10 + 10t)\mathbf{i} + 6.2\mathbf{j} \\
 |R_P| &= \sqrt{(10 + 10t)^2 + 6.2^2} \\
 |R_P| &= 11.6 \text{ m}
 \end{aligned}$$

$R_Q = OQ + V_Q t$

$$\begin{aligned}
 R_Q &= 10\mathbf{i} + (6.2 + 24t)\mathbf{j} \\
 |R_Q| &= \sqrt{10^2 + (6.2 + 24t)^2} \\
 |R_Q| &= 6.8 \text{ m}
 \end{aligned}$$

$$\text{Minimum Distance } d = PR_Q / 2 = 39.35 \text{ m}$$

Minimum Distance $d = PR_Q / 2$

$$d = \sqrt{(10 + 10t - 10)^2 + (6.2 + 24t - 6.2)^2} / 2$$

$$d = \sqrt{(10t)^2 + (24t)^2} / 2$$

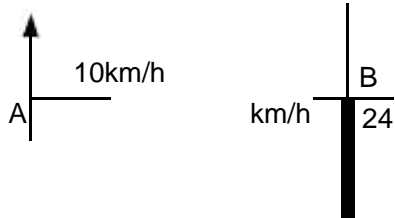
$$\begin{aligned}
 d &= \sqrt{676t^2} / 2 \\
 d &= 13t \\
 13t &= 39.35 \\
 t &= 3.03 \text{ s} \\
 d &= 13 \times 3.03 = 39.35 \text{ m}
 \end{aligned}$$

Initially two ships A and B are 65km apart with B due East of A. A is moving due East at 10km/hr and B due south at 24km/hr. the two ships continue moving with these velocities.



Find the least distance between the ships in the subsequent motion and the time taken to the nearest minute for such a situation to occur. **Solution Method I (Geometric)**

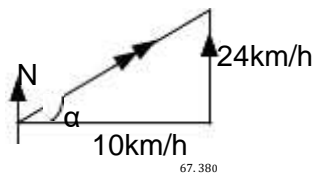
First get the relative velocity



$$V_A = () V_B ()$$

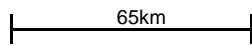
$${}^A V_B = V_A - V_B$$

$${}^A V_B = () - ()$$



N22.61
 oE
 ${}^A V_B = 26 \text{ km/h}$
 Relative velocity is 26km/h at N22.62oE

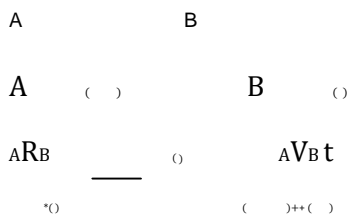
Sketch



Method II

(vector) least distance $d = \frac{{}^A R_B}{\sin \alpha}$

For least distance $({}^A V_B \cdot {}^A R_B) = 0$ But ${}^A V_B = ()$

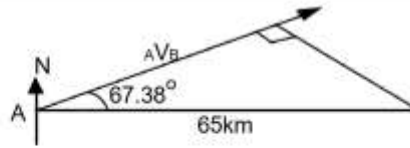


$${}^A R_B = ()$$

$${}^A V_B \cdot {}^A R_B = 0$$

$$() \cdot () = 0$$

B



Least distance
 $65 \sin 67.38$
 Least distance **60.0km**

Time $t = ()$

$${}^A V_B = ()$$

$$\frac{{}^A R_B}{{}^A V_B} = ()$$

$$\frac{{}^A R_B}{26 \text{ km/h}} = ()$$

Time $t = ()$
 Time = 0.96hr
 Time = $0.96 \times 60 \approx 58$ minutes

Alternatively t can be obtained from
 time = $\frac{{}^A R_B}{\sin \alpha}$

$$\text{time} = \frac{{}^A R_B}{\sin \alpha}$$

$$t = ()$$

$$t = 0.96 \text{ hr}$$

least distance $d = \frac{{}^A R_B}{\sin \alpha}$
 ${}^A R_B = [(OA) - (OB)] + {}^A V_B t$

$${}^A R_B = ()$$

$${}^A R_B = ()$$

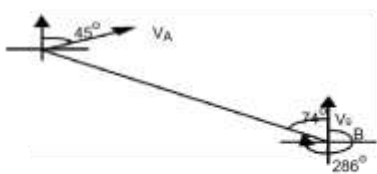
$$\frac{{}^A R_B}{\sin \alpha} = ()$$

At noon a boat A is 30km from boat B and its direction from B is 286° . Boat A is moving in the North east direction at 16km/hr and boat B is moving in the northern direction at



10km/hr. Determine when they are closest to each other. What is the distance between them?

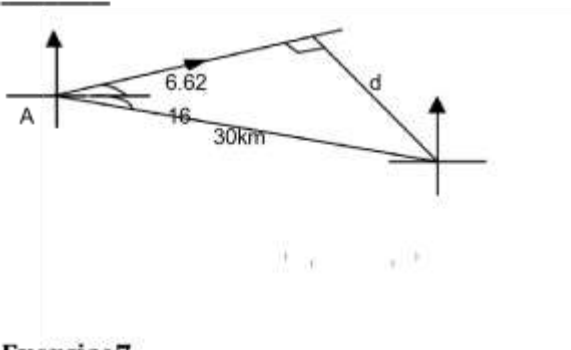
Solution For relative velocity



$${}^A V_B = V_A - V_B$$

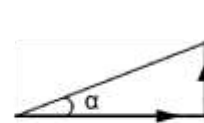
$$|{}^A V_B| = 11.39 \text{ km/hr}$$

SKETCH



Exercise 7

${}^A V_B$



Direction ^A

1.314

11.314

V_A

$$t = 2.43 \text{ hrs}$$

${}^A V_B$ Relative velocity is

11.39 km/hr at N

83.38°E

Time $t =$ _ _ $t =$

Time is 2.43 hours from noon or 2 hours
and 25.8 minutes
It occurs 2:26pm at a distance of 11.54km

A ship A is 8km due North of Ship B, ship A is moving at 150kmh^{-1} due west while B is moving at 200km/hr due $\text{N}30^\circ\text{W}$. After what time will they be nearest together and how far apart will they be. **An(2.22km, 0.043hrs)**

2. The point p is 50km west of q. Two air crafts A and B fly simultaneously from p and q velocities are 400km/hr $\text{N}50^\circ\text{E}$ and 500km/hr $\text{N}20^\circ\text{W}$ respectively. Find;
- (i) The closest distance between the air crafts
 - (ii) The time of flight up to this point **An(20.35km, 5.24 minutes)**

Ship A steams North-west at 60km/hr whereas B steams southwards at 50km/hr , initially ship B was 80km due north of A. find; The velocity of A relative to B
The time taken for the shortest distance to be reached
(iii) The shortest distance between A and B.
An(101.675km/hr at $\text{N}24.7^\circ\text{W}$, 42.9minutes, 33.382km)

49



3. 3.0: Motion of bodies with different frames of reference

It involves crossing the river and flying space

3.3.1: Crossing the river

There are three cases to consider when crossing a river

a. Case I (shortest route)

If the water is not still and the boat man wishes to cross **directly opposite** to the starting point. In order to cross point A to another point B directly opposite A (perpendicularly), then

the course set by the boat must be
 river. $u \sin \theta$ B
 $u \cos \theta$ = is the direction to
 direction to the bank
 u is the speed of the boat in still water, Time
 w is the speed of the running water
 At point B: w

upstream of the
 Sin
 the vertical but the
 is (90-)
 taken =

b. Case II. The shortest time/as quickly as possible

If the boat man wishes to cross the river as quickly as possible, then he should steer his boat directly from A to B as shown. The river pushes him down stream.

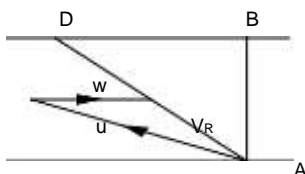
Or distance

 tan

downstream =
 =
 = +

The resultant velocity downstream $V_R = \sqrt{u^2 + w^2}$
 Resultant velocity
 Time to cross the river t
 Distance covered downstream is =

C. Case III



EXAMPLES

A river with straight parallel bank 400m apart flows due north at 4km/hr. Find the direction in which a boat travelling at 12km/hr must be steered in order to cross the river from East to West along the course perpendicular to the banks. Find also the time taken to cross the river.

Solution

Hint. Since the course is perpendicular to the bank, then it requires crossing directly to the opposite point.



B The direction is $(90 - 19.47)$ to the bank.
 Direction is 70.53° to the bank

Time taken = _____

Time taken =

$W=4\text{km/hr}$ $U=12\text{km/hr}$ Time = 0.035hrs

$AB=400\text{m}=0.4\text{km}$ Time = 2.1 minutes

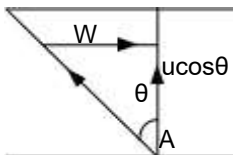
$\sin = \frac{4}{12} = 0.333 = 19.47^\circ$

A man who can swim at 6km/hr in still water would like to swim between two directly opposite points on the banks of the river 300m wide flowing at 3km/hr . Find the time he would take to do this.

Solution

$U=6\text{km/hr}$ $W= 3\text{km/hr}$ Time = _____

$AB=300\text{m}$ $AB = 0.3\text{km}$



Time taken = _____
 $\sin \theta = \frac{W}{U}$

Time = 3.46 minute
 He must swim at 30° to

cross directly and it will take
 3.46 minutes

Time taken =

B Time = 0.058hrs

AB in order to

$\sin = \frac{3}{6} = 0.5 = 30^\circ$

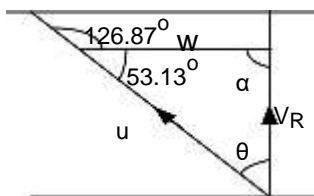
A man who can swim at 8m/s in still water crosses a river by steering at an angle of 126.87° to the water current. If the river is 75m wide and flows at 5m/s, find;

The velocity with which the person crosses

the river

The time he takes to do this

Solution



AB=75m The

$u=8\text{m/s}$ $w=5\text{m/s}$
 person crosses with 6.4m/s . $V_R=6.4\text{m/s}$

Time taken = _____

But $V_R=$

Time = = 11.72 seconds

A is

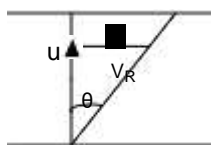
not 90°

Using cosine rule

A man who can swim at 2m/s at in still water wishes to swim across a river 120m wide as quickly as possible. If the river flows at 0.5m/s, find the time the man takes to cross and how far down streams he travels. **Solution**

$U=2\text{m/s}$ $w=0.5\text{m/s}$ $AB=120\text{m}$

D t=



_____ t=60s

Distance downstream =



$$A \text{ wt} = 0.5 \times 60$$

Distance downstream 30m

A boat can travel at 3.5m/s in still water. A river is 80m wide and the current flows at 2m/s, calculate

The shortest time to cross the river and the distance downstream that the boat is carried.

The course that must be set to a point exactly opposite the starting point and the time taken for crossing

Solution

a) $U=3.5\text{m/s}, w=2\text{m/s}, AB=80\text{m}$
D

Distance downstream BD 45.8m

A

Shortest time $t =$

b. $U=3.5\text{m/s}, w=2\text{m/s}, AB=80$

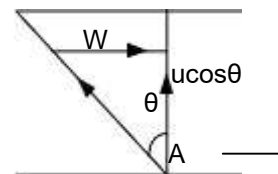
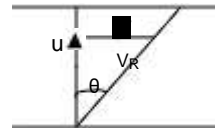
$u \sin \theta$
 $= 34.8^\circ$

The course must be 34.8° to AB.
 Time for crossing **Time taken =**

Time taken = $t=27.8\text{s}$

$t = t = 22.95$
 Distance downstream $BD = wt$

$= 2 \times 22.9$



$\sin = -$

UNEB 2003 No1c

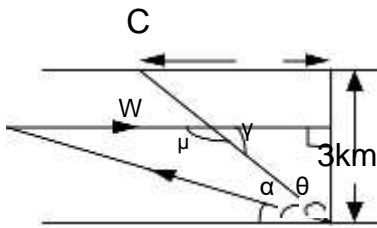
A boat crosses a river 3km wide flowing at 4m/s to reach a point on the opposite bank 5km upstream. The boat's speed in still water is 12m/s. Find the direction in which the boat must be headed. (04marks)

Solution

In order for a boat to cross to a point C upstream on the opposite bank then the course set must be such that the resultant velocity of the boat is along AC upstream.

$U=12\text{m/s}$, $w=4\text{m/s}$, $AB=3\text{km}$, $AC=5\text{km}$





$= 149.04^\circ$
 Also using
 $= 9.87^\circ$
 But

$+9.87 + 59.04 = 90^\circ$

A

$= 21.09^\circ$

The boat must be headed at 21.09° to the river bank upstream

But $+ = 90^\circ$

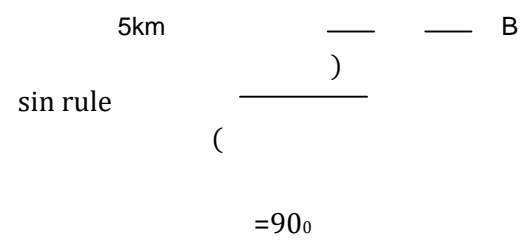
$= 30.96^\circ$

But

$+ = 180^\circ$

$+ 30.96^\circ = 180^\circ$

$= 180^\circ - 30.96^\circ$



Exercise 8

A man who can row at 0.9m/s in still water wishes to cross the river of width 1000m as quickly as possible. If the current flows at a rate of 0.3m/s . Find the time taken for the journey. Determine the direction in which he should point the boat and position of the boat where he lands **An [1111.11s, 71.57° to the bank, 333.33 downstream]**

2. A man swims at 5kmh^{-1} in still water. Find the time it takes the man to swim across the river 250m wide, flowing at 3kmh^{-1} , if he swims so as to cross the river;
 - (i) By the shortest route **An [178.6s]**
 - (ii) In the quickest time **An[217.4s]**

A boy can swim in still water at 1m/s , he swims across the river flowing at 0.6m/s which is 300m wide, find the time he takes;

If he travels the shortest possible distance

If he travels as quickly as possible and the distance travelled downstream.

[375s, 180m]

(iii)

A boy wishes to swim across a river 100m wide as quickly as possible. The river flows at 3km/hr and the boy can swim at 4km/h in still water. Find the time that the boy takes to cross the river and how far downstream he travels. **An [90s, 75m].**

CHAPTER 4: NEWTON'S LAWS OF MOTION

LAW I: Everybody continues in its state of rest or uniform motion in a **straight line** unless acted upon by an external force.

This is sometimes called the law of **inertia**

Definition

Inertia is the reluctance of a body to start moving once its at rest or to stop moving if its already in motion.

LAW II: The rate of change of momentum of a body is directly proportional to the applied force and takes place in the direction of the force.

Definition

Linear momentum (p) is the product of the mass and the velocity of the body moving in a straight line.

Momentum is a vector quantity and its unit is **kgms⁻¹**

Consider a mass m moving with velocity u. If the mass is acted on by a force F and its velocity changes to v;

By Newton’s law of motion

$$F = \frac{mv - mu}{t}$$

$$F = \frac{m(v - u)}{t}$$

$$F = \frac{mv - mu}{t}$$

$$F = ma$$

$$F = m \frac{v - u}{t}$$

Where k is a constant

The unit of force is a **newton**

Definition

A Newton is a force which gives a body of mass 1kg an acceleration of 1ms⁻²

$$F = 1N, m = 1kg, a = 1ms^{-2}$$

$$\text{But } F = kma$$

$$1 = K \times 1 \times 1$$

$$K = 1$$

Note: F must be the resultant force

LAW III: To every action there is an equal but opposite reactions.

This law stresses that whenever two bodies interact with each other, the force exerted by the first body on the second body is equal and opposite to the force exerted by the second body on the first body

Example of 3rd law of motion

A gun moves backwards on firing it.

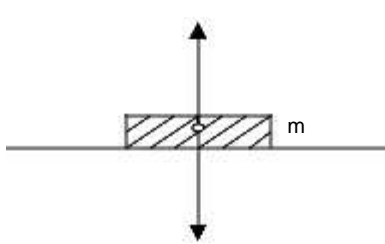
A ball bounces on hitting the ground.

NB: Though action and reaction forces are equal and opposite in direction, they do not cancel out because they act on different bodies.



4.1.0: IDENTIFICATION OF FORCES AND THE APPLICATION OF NEWTON'S LAWS

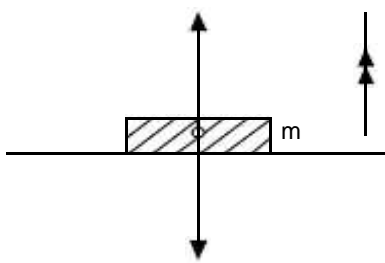
Consider a body of mass m placed on either a stationary platform or a platform moving at a constant velocity



$R = mg$
 $R = mg$

R = normal reaction
 mg = gravitational pull [weight]
 since $(a=0)$ constant velocity

mg



2. A vertical Resultant

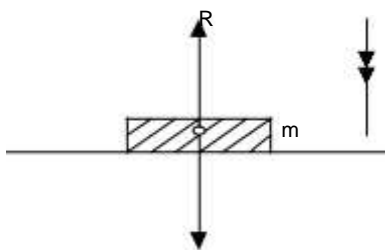
body of mass m placed on a platform moving upward with an acceleration (a)

acts upwards in the direction of the acceleration.

R

a ms^{-2}

Resultant force is -



By

Newton's second law $R - mg = ma$

mg

3. A body of mass m on a platform having a Resultant force downwards $(mg - R)$

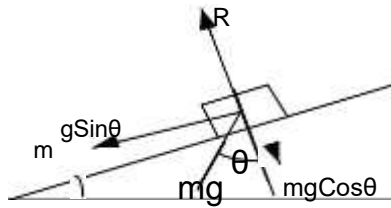
acceleration a vertically downwards.
 a ms^{-2} From 2nd law $mg - R$

$= ma$

mg

4. Mass m placed on a smooth inclined plane of angle of inclination

θ



NB: All objects placed on, or moving on an inclined plane experience a force **down** the plane. [It doesn't matter what direction the body is moving]

If the plane is **rough** the body experiences a frictional force whose direction is opposite to the direction of motion.

5. Connected bodies of masses m_1 and m_2 over smooth a pulley by a light string ($M_1 > M_2$)

down
 $T =$ tension in the string
 $a =$ common
 acceleration

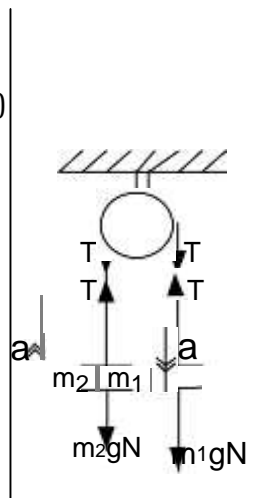
each mass
 For m_2 : $M_2g = M_2a \dots \dots \dots (i)$

Since m_1 is greater than m_2 , it Pulls m_2 Applying Newton's 2nd law separately to

For M_1 : $M_1g - T = M_1a \dots \dots \dots (ii)$

Adding (i) and (ii)

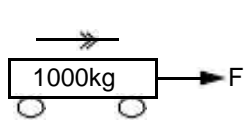
$$M_1g - M_2g = M_1a + M_2a$$



Examples:

A car of mass 1000kg is accelerating at $2ms^{-2}$. What resultant force acts on the car? . If the resistance to the motion is 1000N, what force is due to the engine?

Solution

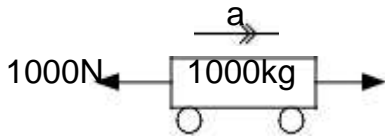


a From 2nd law
 $F = ma$ 2000N

Resultant force is

$$F = 1000 \times 2$$

$$F = 2000N$$



$$F_1 = 3000N$$

The resistance force should act in Force direction to the force due to the engine

Apply
 $F_1 - F_1$
 $F_1 - F_1$

Newton's 2nd law

$$1000 = ma$$

$$1000 = 1000 \times 2$$

$$1000 = 2000$$

due to the engine is 3000N opposite

A car moves along a level road at a constant velocity of 22m/s. If its engine is exerting a forward force of 2000N, what resistance is the car experiencing

Solution

$2000 - R_1 = ma$ But $a = 0$ since it moves with constant velocity

$a = 0 \text{ms}^{-2}$

R_1

$= 2000N - R_1 = 0$

$2000N$ $2000R_1$

Applying Newton's 2nd law

Two blocks A and B connected as shown below on a horizontal friction less floor and pulled to the right with an acceleration of 2ms^{-2} by a force P, if $m_1 = 50\text{kg}$ and $m_2 = 10\text{kg}$. what are the values of T and P



Solution

Since the acceleration to the right then
 $T = 20N$
 $P - T = 50 \times 2$

$P - T = 100$ $P - T = 100$
For m_2 : $T = m_2 a$ $P - T = 10 \times 2$ $P = 120N$ **For m_1 :** $P - T = 50 \times 2$
 But into equation (1)

$$20 = 100 \quad \text{act}$$

$$T = m_1 a \dots [1]$$

A Lorry of 3 tones pulls 2 trailers each of mass 2 tones along a horizontal road, if the lorry is accelerating at 0.8ms^{-2} , calculate

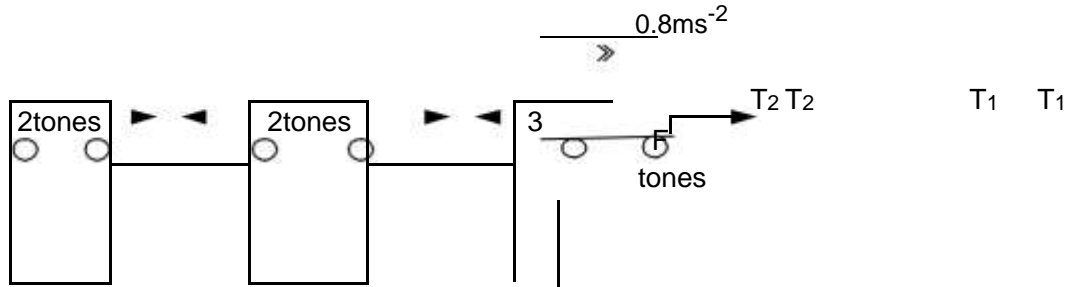
Net force acting on the whole combination

The tension in the coupling between the lorry and 1st trailer.



The tension in the coupling between the 1st and 2nd trailer.

Solution



Let F be the net force acting on the combination

For the lorry: $F - T_1$

$$F - T_1 = 2400 \dots\dots\dots [1]$$

For the 1st trailer: $T_1 - T_2$

$$T_1 - T_2 = 1600 \dots\dots\dots [2]$$

For the 2ND trailer: T_2

$$T_2 = 1600N$$

Put into [2]: $T_1 - T_2 = 1600$

$$T_1 - 1600 = 1600$$

$$T_1 = 3200N$$

Put into [1]

$$F - T_1 = 2400$$

$$F - 3200 = 2400$$

$$F = 5600N$$

$$F = 5600N, T_1 = 3200N, T_2 = 1600N$$

Exercise 10

A box of 50kg is pulled up from a ship with an acceleration of $1ms^{-2}$ by a vertical rope attached to it.

Find the tension on the rope.

What is the tension in the rope when the box moves up with a uniform velocity of $1ms^{-1}$ ($g=9.8ms^{-2}$)

An [540N, 490N]

A lift moves up and down with an acceleration of $2ms^{-2}$. In each case, calculate the reaction of the floor on a man of mass 50kg standing in the lift. (take $g = 9.8ms^{-2}$) **An[590N, 390N]**

Motion on inclined planes

Example

A body of mass 5kg is pulled up a smooth plane inclined at 30° to the horizontal by a force of 40N acting parallel to the plane. Find

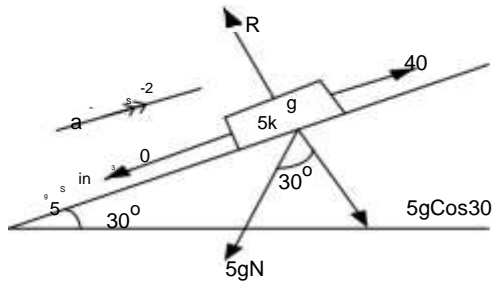
Acceleration of the body

Force exerted on the body by the plane

Solution

$$1.5.475 = 5 a$$

$= 3.095 \text{ m/s}^2 \approx 3.1 \text{ m/s}^2$ Acceleration ≈ 3.1



Since its moving up the plane, the resultant is upwards.

Resolving parallel to the plane

m/s^2

b) Force exerted on the body by the plane is the normal reaction

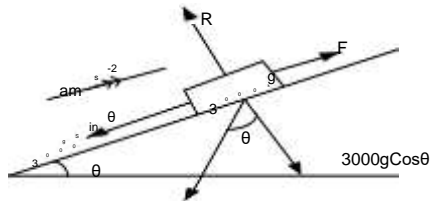
$R = 42.4 \text{ N}$

A lorry of mass 3 tones travelling at 90km/hr starts to climb an incline of 1 in 5. Assuming the tractive pull between its tyres and the road remains constant and that its velocity reduces to 54km/h in a distance of 500m. Find the tractive

$U = 90 \text{ km/h} \quad \text{---} \quad 25 \text{ ms}^{-1}$

$V = 54 \text{ km/h} \quad \text{---} \quad 15 \text{ ms}^{-1}$

$S = 500 \text{ m}, \sin \theta = \frac{1}{5} = 0.2$



$= 4686 \text{ N}$

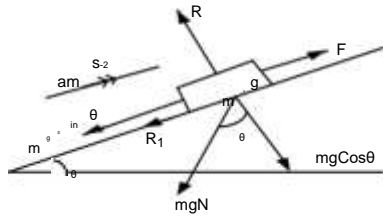
Let F be the tractive pull
Resolving along the plane

But $\frac{v^2 - u^2}{2s} = a$ **Solution**
 $= -0.4 \text{ m/s}^2$
put into (i)

$3000g \cos \theta \quad F$

The tractive force is 4686N

A train travelling uniformly at 72km/h begins an ascent on 1 in 75. The tractive force which the engine exerts during the ascent is constant at 24.5kN, the resistance due to friction and air is also constant at 14.7kN, given the mass of the whole train is 225 tones. Find the distance a train moves up the plane before coming to rest.



1 in 75 means $\sin \theta = \frac{1}{75} = 0.0133$
 resistance force: $R_1 = 14.7 \text{ kN}$
 tractive force : $F = 24.5 \text{ kN}$

Solution $F - (R_1 + mg \cos \theta) = ma$

$$24500 - (14700 + 22500 \times \frac{1}{75}) = 22500a$$

$$a = 0.087 \text{ ms}^{-2}$$

its deceleration = 0.087 ms^{-2}
 [comes to rest]

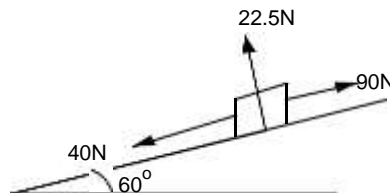
$$u = 72 \text{ km/h} = 20 \text{ ms}^{-1}$$

$$S = 2298.85 \text{ m}$$



Exercise 11

- The pull exerted by an engine is 1/80 of the weight of the whole train and the maximum brake force which can be exerted is 1/30 of the weight of the train. Find the time in which the train travels from the rest up a slope of 1 in 240 and 4800m along, if the brakes are applied when the engine is switched off. **An(379s).**
- The resistance to the motion of the train due to friction is equal to 1/160 of the weight of the train, if the train is travelling on a level road at 72 kmh^{-1} and comes to the foot of an incline of 1 in 150 and steam is then turned off, how far will the train go up the incline before it comes to rest. **An(1579.99m)**
- 12m length of the slope. If the truck starts from the bottom of the slope with a speed of 18 km/h , how far up will it travel before coming to rest **An(71.43m).**
-



Three forces act on a block as shown, the block is placed on a smooth plane inclined at 60° calculate;

- Acceleration of the block up the plane
- Gain in kinetic energy in 5s after moving from rest **An(1.5ms⁻², 140.625J)**

4.1.1: MOTION OF CONNECTED PARTICLES

When two particles are connected by a light inextensible string passing over a smooth pulley and allowed to move freely, then as long as the string is tight, the following must be observed.
 Acceleration of one body in general direction of motion is equal to the acceleration of the

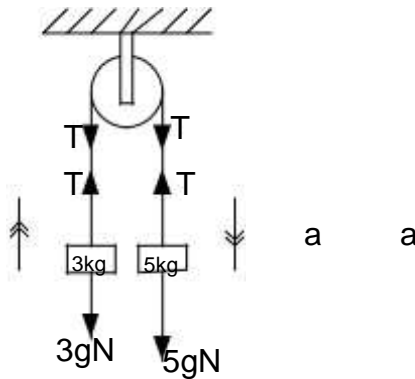
- other□
- The tension T in the string is constant.□

Examples

Two particles of masses 5kg and 3kg are connected by a light inelastic string passing over a smooth fixed pulley. Find;

- Acceleration of the particles
- The tension in the string
- (iii) The force on the pulley

Solution

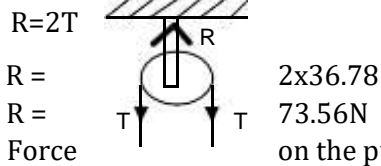


For 5kg mass: $5g - T = ma$

$5g - T = 5a$(i)

For 3kg mass: $T - 3g = ma$

iii) Force on the pulley



$T - 3g = 3a$ (ii)

Adding (i) and (ii)

$$2g = 8a$$

$$a = 2.45ms^{-2}$$

$T - 3g = 3a$

$T = 3 \times 2.45$

$+ 3 \times 9.81$

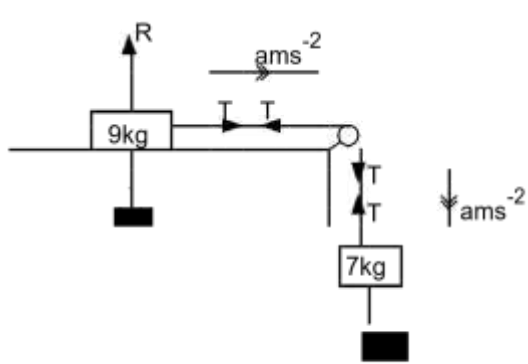
$T = 36.78N$

73.56N

A mass of 9kg resting on a smooth horizontal table is connected by a light string passing over a smooth pulley at the edge of the table, to the pulley is a 7kg mass hanging freely; find

- Common acceleration
- The tension in the string
- (iii) The force on the pulley in the system if its allowed to move freely.

Solution

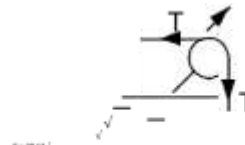


For 7kg mass:(i)
 For 9kg mass: $T = 9a$(ii)
 Put (ii) into (i)

$a = \frac{F}{m}$ $a = 4.292 \text{ms}^{-2}$ F

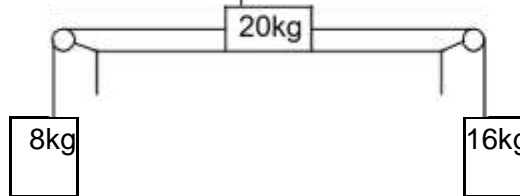
Tension : $T = 9a$
 $= 9 \times 4.292$
 $= 38.63 \text{N}$

The force on the pulley



Force on the pulley = 54.63N

3.

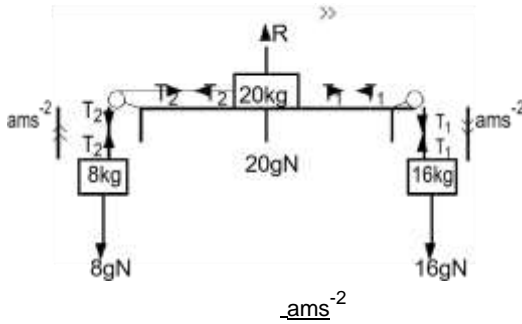


The figure shows a block of mass 20 kg resting on a smooth horizontal table. It is connected by strings which pass over pulleys at the edges of the table to two loads of masses 8kg and 16kg

- which hang vertically. Calculate;
- Acceleration of 16kg mass
- Tension in each string
- Reaction on each pulley

Solution





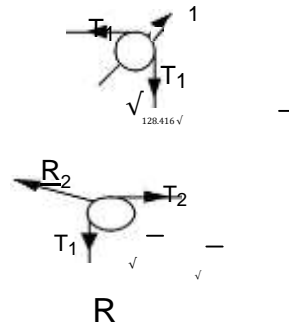
$$\text{_____} = 1.784\text{ms}^{-2}$$

Tension
in each string
 $16g -$
 $T_1 = 16a$
 $T_1 = 16 \times 9.81 - 16 \times 1.784$

Exercise 12

$T_1 = 128.416\text{N}$

$T_2 - 8g = 8a$
 $T_2 = 8 \times 1.784 + 8 \times 9.81$
 92.752N iii) Reaction on each pulley



For 16kg mass: $16g - T_1 = 16a$[1]

For 20kg mass: $T_1 - T_2 = 20a$[2]

For 8kg mass: $T_2 - 8g = 8a$[3]

Adding 1 and 2

$16g - T_2 = 36a$[x]

And 3 and

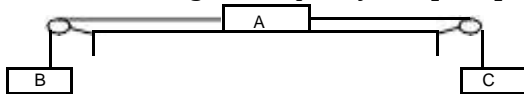
x $8g = 44a$

1. Two particles of masses 20g and 30g are connected to a fine string passing over a smooth pulley, find;

- (i) Common acceleration **An[1.962ms⁻²]**
- (ii) The tension in the string **An [0.235N]**
- (iii) The force on the pulley **An [0.471N]**

A mass of 5kg is placed on a smooth horizontal table and connected by a light string to a 3kg mass passing over a smooth pulley at the edge of the table and hanging freely. If the system is allowed to move, calculate;

- a) The common acceleration of the masses **An[3.68m/s²]**
- b) The tension in the string **An[18.4N]**
- c) The force acting on the pulley **An[26N]** 3.



The diagram shows a particle A of mass $M = 2\text{kg}$ resting on a horizontal table. It is attached to particles B of $m = 5\text{kg}$ and C of $m = 3\text{kg}$ by light inextensible strings hanging over light smooth pulleys. If the system is allowed to move from rest, find the common acceleration of the particle and the tension in each string given that the surface of the table is rough and the coefficient of friction between the particle and the surface of the table is $\frac{1}{2}$

An[0.98ms⁻², 32.37N, 44.15N]

[Hint: friction force = coefficient of friction x normal reaction]

4.1.2: LINEAR MOMENTUM AND IMPULSE

Momentum is the product of mass and velocity of the body moving in a straight line Momentum (p) = mass x velocity

Momentum is a vector quantity

IMPULSE

This is the product of the force and time for which the force acts on a body i.e. Impulse (I) = Force(F) x time (t)

The unit of impulse is Ns.

An impulse produces a change in momentum of a body. If a body of mass(m) has its velocity changed from u to v by a force F acting on it in time t, then from Newton's 2nd law.

$F = \frac{I}{t}$	$I = mv - mu$
$Ft = mv - mu$ Impulse = change	in momentum

Example

A body of mass 5kg is initially moving with a constant velocity of 2ms⁻¹, when it experiences a force of 10N is 2s, find

The impulse given to the body by the force
The velocity of the body when the force stops acting

Solution	$20 = 5v - 5 \times 2$
	$5v = 30$
Impulse = 20Ns	$v = 6\text{m/s}$

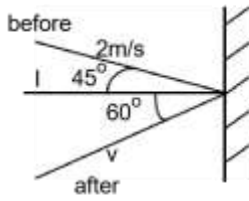
A body of mass 50kg jumps onto the ground from a height of 2m. Calculate the force which acts on him when he lands

As he bends his knees and stops within 0.2 seconds
As he keeps his legs straight and stops within a shorter period of time of 0.05s

Solution

i) $V = 6.3\text{ms}^{-1}$	Using $Ft = mv - mu$	ii) $F = 6300\text{N}$
$F = 1573\text{N}$		

A ball of mass 0.25kg moving in a straight line with a speed of 2ms⁻¹ strikes a vertical wall at an angle of 45° to the normal. The wall gives it an impulse I in the direction of the normal and the ball rebounds at an angle of 60° to the normal. Calculate the magnitude of the impulse and the speed with which the ball rebounds. **Solution**



Impulse $I = mv - mu$



$$I = m(v \sin 60^\circ - u \sin 45^\circ)$$

$I = \dots$ Since vertical component is 0

$I = 2.23\text{Ns}$

Since I is perpendicular to the wall then the vertical component is zero

4.1.3: WHY LONG JUMPER BEND KNEES

The force F exerted on a long jumper on coming to rest is $F = \dots$
 Since the change in momentum is constant. Therefore the knees are bent so as to increase the time taken to come to rest which reduces the rate of change of momentum, therefore the force on the jumpers legs is reduced thus less pain on the legs.

Question: Explain why, when catching a fast moving ball, the hands are drawn backwards while ball is being brought to rest.

Question: Explain why a long jumper must land on sand

4.1.4: LAW OF CONSERVATION OF LINEAR MOMENTUM

It states that for a system of colliding bodies, their total momentum remains constant in a given direction provided no external force acts on them.

Suppose a body A of mass m_1 and velocity u_1 , collides with another body B of mass m_2 and velocity u_2 moving in the same direction



By principle of conservation of momentum

$$m_1 u_1 + m_2 u_2 = m_1 v_1 + m_2 v_2$$

$$m_1 u_1 + m_2 u_2$$

$$m_1 v_1 + m_2 v_2$$

Total momentum
before collision

Total momentum
after collision

4.1.5: Proof of the law of conservation of momentum using Newton's law

Let two bodies A and B with masses m_1 and m_2 moving with initial velocities u_1 and u_2 and let their velocities after collision be v_1 and v_2 respectively for time t with ($v_1 < v_2$)

By Newton's 2nd law:

Force on A :

$$F_{21} = m_1 \frac{dv_1}{dt}$$

Force on B :

$$F_{12} = m_2 \frac{dv_2}{dt}$$

By Newton's 3rd law:

Hence

constant

4.1.6: COLLISIONS

In an isolated system, momentum is always conserved but this is not always true of the kinetic energy of the colliding bodies.

In many collisions, some of the kinetic energy is converted into other forms of energy such as heat, light and sound.

Types of collisions

1. Elastic collisions

It is also perfectly elastic collision. This is a type of collision in which all kinetic energy is conserved. collision between molecules, electrons.

2. Inelastic collision

This is a type of collision in which the kinetic energy is not conserved.

3. Completely inelastic collision

This is a type of collision in which the bodies stick together after impact and move with a common velocity. a bullet embedded in a target

Explosive collision (super elastic) This is one where there is an increase in K.E.

Summary

Elastic collision

- ❖ Linear momentum is conserved
- ❖ Kinetic energy is conserved
- ❖ Bodies separate after collision
- ❖ Coefficient of restitution (elasticity)=1 ($e=1$)

Inelastic collision

- ❖ Linear momentum is conserved
- ❖ Kinetic energy is not conserved
- ❖ Bodies separate after collision
- ❖ Coefficient of restitution is less than 1 ($e<1$)

Perfectly inelastic

- ❖ Linear momentum is conserved
- ❖ Kinetic energy is not conserved
- ❖ Bodies stick together and move with a common velocity
- ❖ $e=0$

4. 1.7: Mathematic treatment of elastic collision

Consider an object of mass m_1 , moving to the right with velocity u_1 . If the object makes a headon elastic collision with another body of mass m_2 moving with a velocity u_2 in the same direction. Let v_1 and v_2 be the velocities of the two bodies after collision.



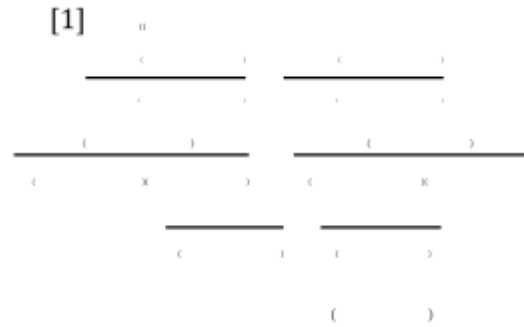
By conservation of momentum

$$m_1(u_1 - v_1) = m_2(v_2 - u_2) \text{-----[1]}$$

For elastic collision k.e is conserved

$$\frac{1}{2} m_1(u_1^2 - v_1^2) = \frac{1}{2} m_2(v_2^2 - u_2^2) \text{-----[2]}$$

from equation 1 and 2 then




Example

1. A particle P of mass m_1 , travelling with a speed u_1 makes a head-on collision with a stationary particle Q of mass m_2 . If the collision is elastic and the speeds of P and Q after impact are v_1 and v_2 respectively. Show that for β

(i) $\beta = \dots$

(ii) $\dots = \dots$

Solution



By law of conservation of momentum

$$m_1(u_1 - v_1) = m_2(v_2 - 0) \text{-----[x]}$$

Therefore

for elastic collision k.e is conserved


$$\frac{1}{2} m_1(u_1^2 - v_1^2) = \frac{1}{2} m_2(v_2^2 - 0) \text{-----[y]}$$

ii) From $\dots = \dots$ ----- [xx]

from equation [1]

----- put into (xx)

$$\dots = \dots$$



equating [1] and [2]

$$\dots = \dots$$

$$\beta(1 - \dots) = (1 - \dots)$$

$$= \dots$$

$$(\dots * \dots)$$

)

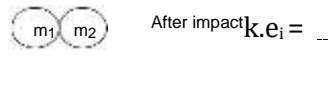
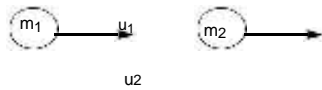
$$(\dots) \times (\dots)$$

$$(\dots)$$

$$\dots = \dots$$

4.1.8: Mathematical treatment of perfectly inelastic collision

Suppose a body of mass m_1 , moving with velocity u_1 to the right makes a perfectly inelastic collision with a body of mass m_2 moving with velocity u_2 in the same direction



Total kinetic energy after collision
By law of conservation

$$\text{Loss in k.e} = k.e_i - k.e_f$$

Total kinetic energy before collision

Numerical examples

- Ball P, Q and R of masses m_1 , m_2 and m_3 lie on a smooth horizontal surface in a straight line. The balls are initially at rest. Ball P is projected with a velocity u towards Q and makes an elastic collision with Q. If Q makes a perfectly inelastic collision with R, show that R moves with a velocity $\frac{2m_1 m_2}{m_1 + m_2 + m_3} u$.

$$\dots\dots(3) \quad \frac{m_1 u_1 + m_2 u_2}{m_1 v_1 + m_2 v_2}$$

Solution

Elastic collision of P and Q:
Conservation of momentum:

$$\dots\dots(1)$$

Conservation of kinetic energy:

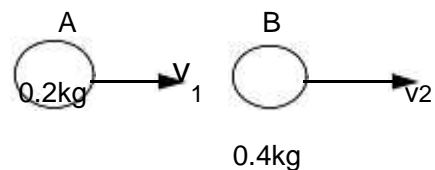
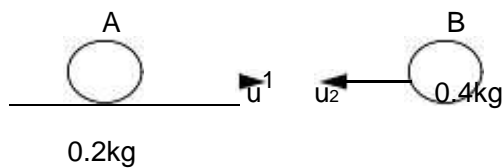
$$\dots\dots(2)$$

Putting [1] into [2]

In elastic collision of Q and R:

$$\dots\dots$$

A 0.2kg block moves to the right at a speed of 1ms⁻¹ and meets a 0.4kg block moving to the left with a speed of 0.8ms⁻¹. Find the final velocity of each block if the collision is elastic. **Solution**



Before impact

After impact

By law of conservation

$$m_1 u_1 + m_2 u_2 = m_1 v_1 + m_2 v_2$$

$$+2.4 - 1.92 = 0.2v_1 + 0.8v_2$$

But from [1] $v_1 = -0.6 - 2v_2$ put into (2)
= 2.28

$$+ (0.6 - 2v_2)^2 = 2.28$$

because its moving to left

0.4m/s,

0.8m/s

----- [1] $v_2 = 0.4\text{m/s}$ is correct since m_2 is in front it **for elastic collision K.E is conserved** supposed to move faster

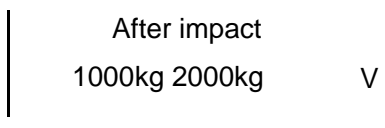
Therefore from (1) $v_1 = v_2 =$

$v_1 = -1.4 \text{ m/s}$

2.28 -----[2]

A truck of mass 1 tonne travelling at 4m/s collides with a truck of mass 2 tonnes moving at 3m/s in the same direction. If the collision is perfectly inelastic, calculate;
 Common velocity
 Kinetic energy converted to other forms during collision

Solution



By law of conservation of momentum

$(1000 \times 4) + (2000 \times 3) = (1000 + 2000)v$
 $10000 = 3000v$

$V = 3.33 \text{ ms}^{-1}$
 Common velocity is 3.33 ms^{-1}
 ii) Initial K.e = +

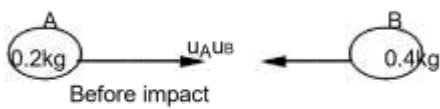


$$\begin{aligned}
 &= \frac{1}{2} \times 1000 \times 4^2 + \frac{1}{2} \times 2000 \times 3^2 = 16666.67\text{J} \\
 \text{k.e.}_i = 17000\text{J} \quad &\text{Kinetic energy converted} = \text{k.e.}_i - \text{k.e.}_f \\
 \text{Final k.e.}_f = &= 17000 - 16666.67 \\
 &= 333.33\text{Joules} \\
 &= \frac{1}{2}(1000 + 2000)(-)^2
 \end{aligned}$$

Two particles of masses 0.2kg and 0.4kg are approaching each other with velocities 4ms⁻¹ and 3ms⁻¹ respectively. On collision, the first particle reverses, its direction and moves with a velocity of 2.5ms⁻¹. find the;

- velocity of the second particle after collision
- percentage loss in kinetic energy

Solution



By law of conservation of momentum

$$\begin{aligned}
 -0.4 + 0.5 &= 0.4 \times 0.4 \\
 &= 0.25\text{m/s}
 \end{aligned}$$

The velocity of the second particle is 0.25m/s in opposite direction

ii) Initial k.e. = - + -

$$\begin{aligned}
 &= \frac{1}{2} (0.2 \times 4^2 + 0.4 \times 3^2) \\
 &= 3.4\text{J}
 \end{aligned}$$

Final K.e. = - + -

$$\begin{aligned}
 &= 0.6475\text{J} \\
 \text{Loss in kinetic energy} &= \text{k.e.}_i - \text{k.e.}_f \\
 &= 3.4 - 0.6375 \\
 &= 2.7625\text{J}
 \end{aligned}$$

% loss in k.e. = _____

% loss in k.e. = 81.25%

+

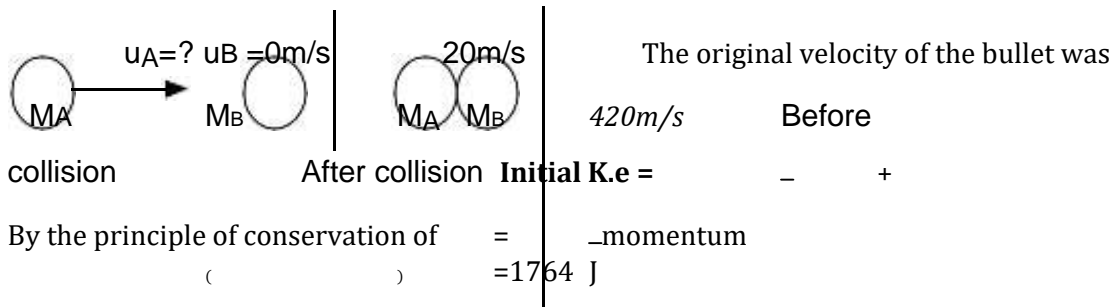
5. A bullet of mass is fired from a rifle of mass of 100kg/h. with a muzzle velocity
Find the recoil velocity of the rifle.

Solution

$$\begin{array}{l} \text{_____} = 27.78\text{m/s} \\ \text{_____} = 0.14\text{m/s} \end{array} \quad \left| \quad \begin{array}{l} 8 \\ \end{array} \right.$$

A bullet of mass 20g is fired into a block of wood of mass 400g lying on a smooth horizontal surface. If the bullet and the wood move together with the speed of 20m/s. Calculate
 The speed with which the bullet hits the wood
 The kinetic energy lost

Solution



$$67 = \frac{1}{2} (0.02 + 0.04) (20)^2 = 84$$

Final K.e. Loss in kinetic energy = $k.e_i - k.e_f$
 $= 1764 - 84$
 $= 1680 \text{ J}$

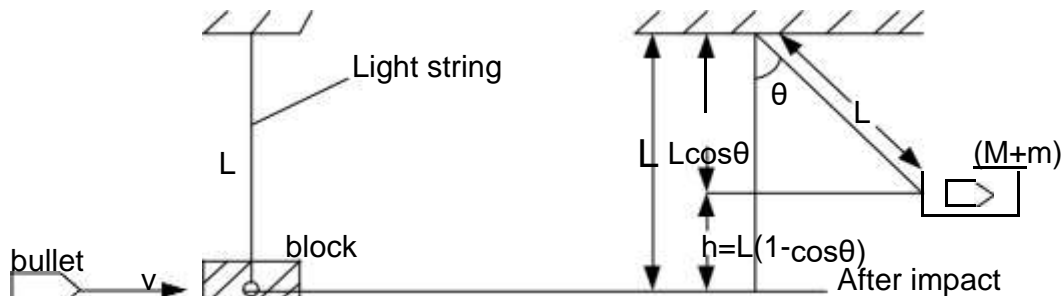
Exercise 13

1. A 2kg object moving with a velocity of 8m/s collides with a 3kg object moving with a velocity 6ms⁻¹ along the same direction. If the collision is completely inelastic, calculate the decrease in kinetic energy collision. **An [2.4J]**

2. Two bodies A and B of mass 2kg and 4kg moving with velocities of 8m/s and 5m/s respectively collide and move on in the same direction. Object A's new velocity is 6m/s.
 - (i) Find the velocity of B after collision
 - (ii) Calculate the percentage loss in kinetic energy. **An(6m/s, 5.26%)**

3. A particle of mass 2kg moving with speed 10ms⁻¹ collides with a stationary particle of mass 7kg. Immediately after impact the particles move with the same speeds but in opposite directions. Find the loss in kinetic energy during collision. **An(28J)**

4. A 2kg object moving with a velocity of 6ms^{-1} collides with a stationary object of mass 1kg. If the collision is perfectly elastic, calculate the velocity of each object after collision. **An[2ms^{-1} , 8ms^{-1}]**



4.1.9: BALLISTIC PENDULUM

m

M

Before impact

Resolving along the vertical gives

But

()

The device illustrates the laws of conservation of momentum and mechanical energy

During impact

Mechanical energy is not conserved because of friction and other non conservative forces

Linear momentum is conserved in the horizontal direction along which there is no external force

If v is the velocity of combined mass just after collision, $v = \dots\dots\dots$

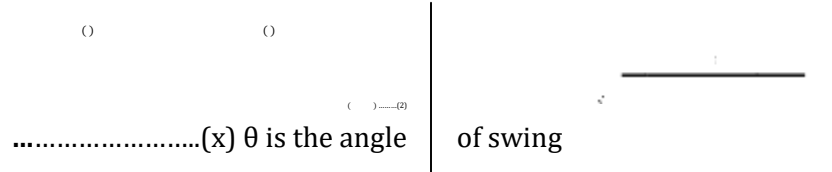
The block was initially at rest.

Swing after impact



Mechanical energy is conserved. The conserved gravitational force causes conversion of to Momentum is not conserved because an external resultant force (pull of the earth / weight) acts on the bullet-block system.

From (i)



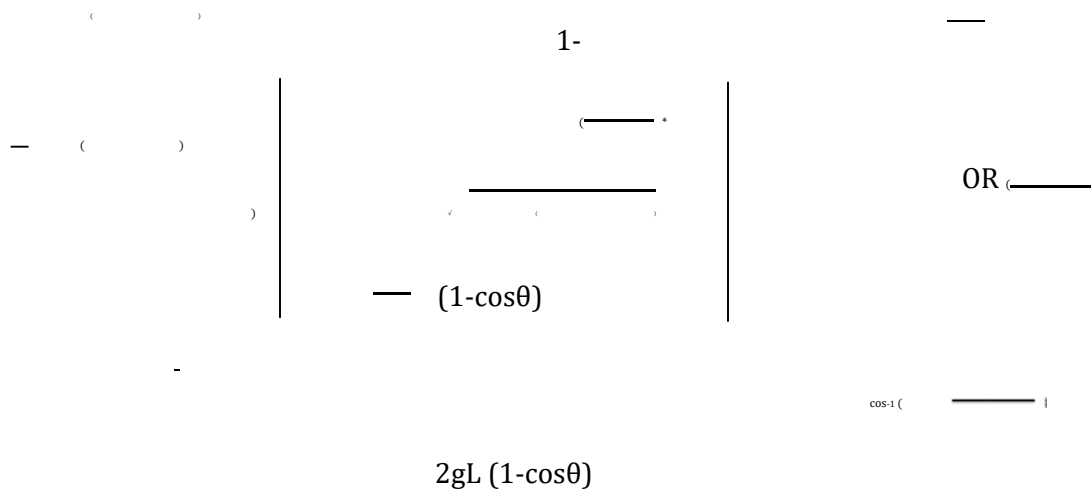
But θ

Factors on which angle of swing depends

The speed of the bullet

The length of the string

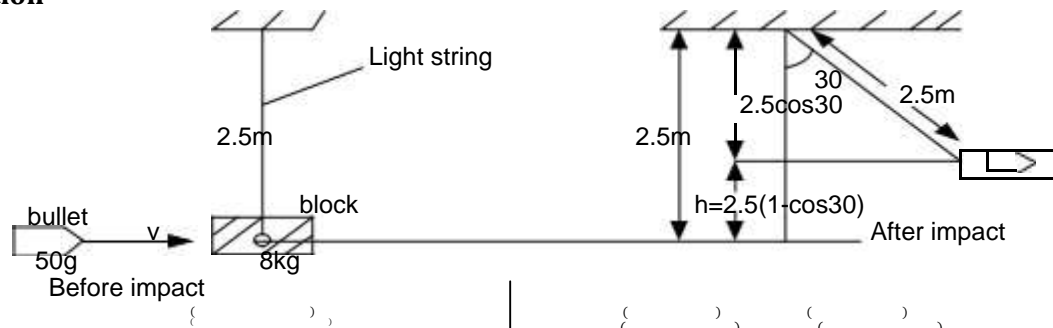
NB; the angle can be obtained from



Examples

A bullet of mass 50g is fired horizontally into a block of wood of mass 8kg which is suspended by a string of length 2.5m. after collision the block swing upwards through an angle 30°. Calculate the velocity of the bullet assuming that it gets embedded in the block just after collision.

Solution



Before impact (law of conservation of momentum)

$$m_1 v_1 + m_2 v_2 = (m_1 + m_2) V$$

is the velocity of bullet block system
But

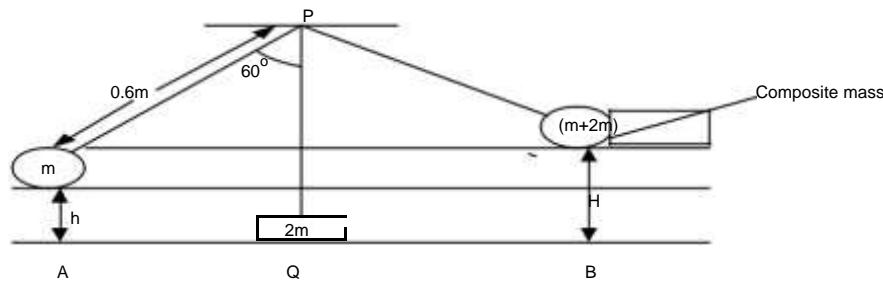
After impact (By conservation of mechanical energy)

The velocity of the bullet is 412.804ms^{-1}



(M+m)

A steel ball of mass m is attached to an inelastic string of length 0.6m . The string is fixed to a point P so that the steel ball and the string can move in a vertical plane through P . The string is held out at an angle of 60° to the vertical and then released. At Q vertically below P , the wall makes a perfectly inelastic collision with the lump of plasticine of mass $2m$ so that the two bodies move together after collision



Calculate

- The velocity of the composite just after collision
- The position of the composite mass with respect to point Q when the mass first comes to rest.

(iii) The composite mass now oscillates about the point Q, state two possible reasons why the composite mass finally comes to rest. **Solution**

Applying the law of conservation of energy at A

$$mgh = \frac{1}{2}(m+M)v_c^2$$

$v_c = 0.81\text{ms}^{-1}$
The velocity of the composite just after collision is 0.81ms^{-1}

ii) momentum at Q where collision occurs
mechanical energy at B

-Frictional force **Principle of**

The velocity of mass m just before collision is 2.43m/s
 $H = \frac{v^2}{2g}$ but $v = (m+2m)v_c$

Applying law of conservation of

-Air resistance

Exercise 14

A bullet of mass 40g is fired horizontally into freely suspended block of wood of mass 1.96kg attached at the end of an inelastic string of length 1.8m . given that the bullet gets embedded in the block and the string is deflected through an angle of 60° to the vertical . Find:

- (i) The initial velocity of the bullet **An[210m/s]**
- (ii) The maximum velocity of the block **An[42m/s]**

A bullet of mass 20g travelling horizontally at 100ms^{-1} embedded itself in the centre of a block of wood of mass 1kg which is suspended by a light vertical string 1m in length. Calculate the maximum inclination of the string to the vertical . **An(36.1°)**



UNEB 2013 No 3(a)

- (i) State the law of conservation of linear momentum (01mark)
- (ii) A body explodes and produces two fragments of masses m_1 and m_2 . If the velocities of the fragments are v_1 and v_2 respectively, show that the ratio of kinetic energies of the fragments is $\frac{m_1 v_1^2}{m_2 v_2^2} = \frac{m_2}{m_1}$

Where is the kinetic energy of m and is the kinetic energy of M (04marks) **UNEB**

2011 NO.2

(a) State Newton's laws of motion (04marks)

Use Newton's laws of motion to show that when two bodies collide their momentum is conserved (04marks)

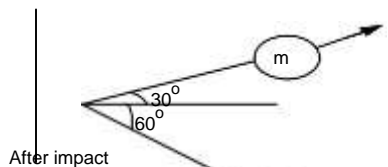
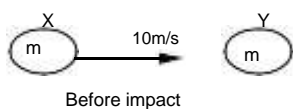
Two balls P and Q travelling in the same line in opposite directions with speeds of 6ms^{-1} and 15ms^{-1} respectively make a perfect inelastic collision. If the masses of P and Q are 8kg and 5kg respectively, find the

- (i) The velocity of P (04marks)
- (ii) Change in kinetic energy **An[$v=2.08\text{ms}^{-1}, 278.38\text{J}$]** (04marks) (d) (i) what is an impulse of a force (01marks)
- (ii) Explain why a long jumper should normally land on sand. (04marks)

UNEB 2010 NO.1

- a) i) State the law of conservation of linear momentum (01mark)
- ii) Use Newton's laws to derive the a(i) (04marks)
- b) Distinguish between elastic and inelastic collision (01mark)
- c) An object X of mass M , moving with a velocity 10ms^{-1} collides with a stationary object Y of equal mass. After collision X moves with speed U at an angle of 30° to its initial direction while Y moves with a speed of Y at an angle of 90° to the new direction.
 - (i) Calculate the speeds U and Y (05marks)
 - (ii) Determine whether the collision is elastic or not. (03marks)

Solution



Resolving the momentum along the horizontal –
 $10m = mu \cos 30^\circ + mv \cos 60^\circ$

Resolving the momentum along the vertical

Put into [1]

$$5\text{ms}^{-1} = u \cos 30^\circ + v \cos 60^\circ$$

$$-m(5)^2 + -m(5\sqrt{3})^2$$



50mJ

Since kinetic energy is conserved then the $u=8.66\text{ms}^{-1}$ collision is elastic

Total K.E before

collision K.e $\times 10^2$

Total K.e after collision

UNEB 2009 NO.1

- a) i) Define the term impulse (01mark)
- ii) State Newton's laws of motion (03marks)
- (b) A bullet of mass 10g travelling horizontally at a speed of 100ms^{-1} strikes a block of wood of mass 900g suspended by a light vertical string and is embedded in the block which subsequently swings freely. Find the;
 - (i) Vertical height through which the block rises (04marks)
 - (ii) Kinetic energy lost by the bullet (03marks)

[Hint k.e. lost]

Where v is velocity of combined system.

m is mass of the bullet

u is initial velocity of the bullet

An(6.2x10⁻²m , 49.99J)

UNEB 2008 NO 4

a) State

- (i) Newton's laws of motion (03 marks)
- (ii) The principle of conservation of momentum (01 mark)
 - A body A of mass M_1 moves with velocity U_1 and collides head on elastically with another body B of mass M_2 which is at rest. If the velocities of A and B are V_1 and V_2 respectively and given that $x = \frac{M_1 - M_2}{M_1 + M_2}$ Show that;

i) $V_1 = \frac{2M_2 U_1}{M_1 + M_2}$ (04 marks)

ii) $V_2 = \frac{2M_1 U_1}{M_1 + M_2}$ (03 marks)

(c) Distinguish between conservative and non conservative forces (02 marks)

A bullet of mass 40g is fired from a gun at 200ms^{-1} and hits a block of wood of mass 2kg which is suspended by a light vertical string 2m long. If the bullet gets embedded in the wooden block

- (i) Calculate the maximum angle the string makes with the vertical (06 marks)
- (ii) State factors on which the angle of swing depends **An (53.4°)** (01 mark)

UNEB 2006 No 2(c)

(i) State the work - energy theorem (01 mark)

A bullet of mass 0.1kg moving horizontally with a speed of 420ms^{-1} strikes a block of mass 2.0kg at rest on a smooth table becomes embedded in it. Find the kinetic energy lost if they move together. **An[8400J]** (04 marks)

UNEB 2005

- C i) Define linear momentum (01 mark) i) State the law of conservation of linear momentum (01 mark)
- ii) Show that the law in c(ii) above follows Newton's law of motion (03 marks)
- iii) Explain why, when catching a fast moving ball, hands are drawn back while the ball is being brought to rest. (02 marks)

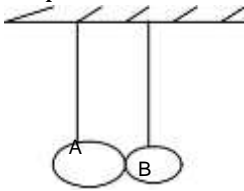


- d). A car of mass 1000kg travelling at uniform velocity of 20ms^{-1} , collides perfectly inelastically with a stationary car of mass 1500kg, calculate the loss in kinetic energy of the car as a result of collision **An[$1.68 \times 10^5\text{J}$]** (04 marks)

UNEB 2001 No 1

c) State the conditions under which the following will be conserved in a collision between two bodies.

- i) Linear momentum [01mark] ii) Kinetic energy [01mark] d] Two pendula of equal length L have bobs A and B of masses $3m$ and m respectively the pendulum are hung with bobs in contact as shown.



The bob A is displaced such that the string makes an angle θ with the vertical and released. If A makes a perfectly inelastic collision with B, find the height to which B rises

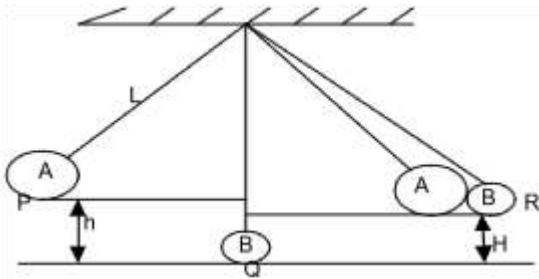
[08marks]

Solution

Linear momentum is conserved if there is no external resultant acting on the colliding bodies.

Total kinetic energy is conserved if the collision is perfectly elastic i.e the bodies separate after collision

d]



At P: _____)
by conservation of energy

Where v is the velocity with which A is released

[1]

At Q: Momentum is conserved

Where V_c is the velocity of the combination

[2]

At R mechanical energy is conserved

H _____

H _____

H _____

H _____

B rises _____

UNEB 2000 NO 1

a) i) State Newton's laws of motion [03marks]

Define impulse and derive its relation to linear momentum of the body on which it acts

[03marks] A ball of mass 0.5kg is allowed to drop from rest from a point at a distance of 5.0m above the horizontal concrete floor. When the ball first hits the floor, it rebounds to a height of 3.0m.

i) What is the speed of the ball just after the first collision with the floor [04marks] if the [05marks] ii) Force

Solution

c) $k.e \text{ on hitting floor} = p.e \text{ at height of } 5m$
 collision last 0.01s, find the average force which the floor exerts on the ball

i) By law of conservation of energy

$k.e \text{ after collision} = p.e \text{ at height of } 3m$
 $\sqrt{\quad}$

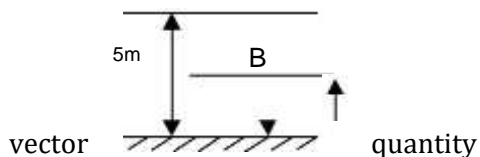
Where v is the velocity with which it rebounds from the floor .

~~7.67~~ since it rebounds (moves in opposite direction)

$$F \left(\frac{2 \times 0.5 \times 9.8}{0.01} \right) = 878.5N$$

UNEB 1997 NO 2

a) Define the terms momentum



[01marks]

$$mgh = \frac{1}{2} mu^2$$

$$0.5 \times 9.8 \times 3 = \frac{1}{2} \times 0.5 \times u^2$$

$$9.9ms^{-1}$$

3m Since velocity is a

- b) A bullet of mass 300g travelling at a speed of 8ms^{-1} hits a body of mass 450g moving in the same direction as the bullet at 15ms^{-1} . The bullet and body move together after collision. Find the loss in kinetic energy [06marks]
- c) i) State the work energy theorem [01mark]
- ii) A ball of mass 500g travelling at a speed of 10ms^{-1} at 60° to the horizontal strikes a vertical wall and rebounds with the same speed at 120° from the original direction. If the ball is in contact with the wall for 8×10^{-3} , calculate the average force exerted by the ball. [06marks]
- Ans[625N]**

74



4.2.0: SOLID FRICTION

Friction is the force that opposes relative motion of two surfaces in contact.

4.2.1: Types of friction

There are two types of friction i.e. static friction and kinetic friction.

1. Static friction

It's a force that opposes the tendency of a body to slide over another.

Note:

Limiting friction is the maximum frictional force between two surfaces in contact when relative motion is just starting.

2. Kinetic/sliding/dynamic friction

It's the force that opposes relative motion before two surfaces which are already in motion.

4.2.2: Laws of friction

1st law : Frictional forces between two surfaces in contact oppose their relative motion. **2nd**

law : Frictional forces are independent of the area of contact of the surfaces provided that normal reaction is constant.

3rd law : The limiting frictional force is directly proportional to the normal but independent of relative velocity of surfaces.

4.2.3: Molecular explanation for occurrence of friction

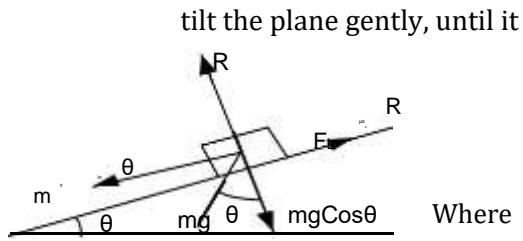
Actual area of contact of two surfaces is very small, hence the pressure at points of contact is very high. Projections merge to produce welding and the force which opposes motion is obtained. This explains law 1

The area of contact is small and the actual area of contact is the same. This explains law 2

Increasing weight increases the pressure at the welds and hence a greater limiting frictional force. This explains law 3

4.2.4: MEASUREMENT OF COEFFICIENT OF STATIC FRICTION

Method 1



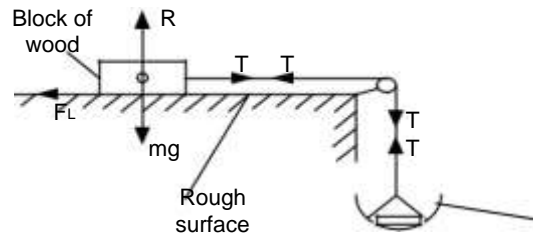
just begins to slide.

Measure and record the angle of tilt θ

Coefficient of static friction
 θ is the angle of friction

Place a block on a horizontal plane.

Method 2



Scale pan

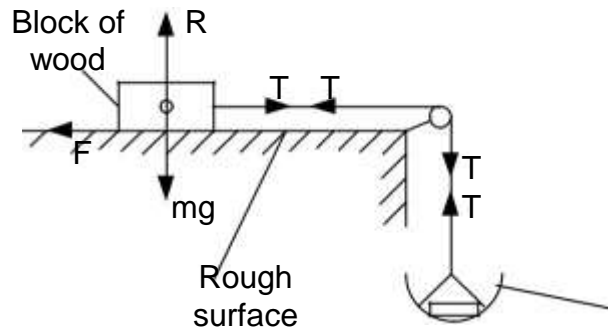
The mass m of the wooden block is determined and placed on a horizontal plane surface. A string is attached to the block and passed over a smooth pulley carrying a scale pan at the other end.

Small masses are added to the scale pan one at a time, till the block just slides

The mass M of the scale pan and the masses added is obtained.

Coefficient of static friction —

4.2.5: Measurement of coefficient of kinetic friction



Scale pan

The mass m of the wooden block is determined and placed on a horizontal plane surface. A string is attached to the block and passed over a smooth pulley carrying a scale pan at the other end.

Small masses are added to the scale pan one at a time, till the block moves with a uniform speed

The mass M of the scale pan and the masses added is obtained.

Coefficient of kinetic friction —

EXAMPLES

A truck of mass 10 tones moving at 10ms^{-1} draws into a stationary truck of mass 4 tones. They stick together and skid to a stop on a long horizontal surface. Calculate the distance through which the trucks skid, if the coefficient of kinetic friction is 0.25. **Solution**

Before

After



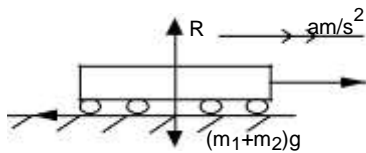
By law of conservation of momentum $m_1u_1+m_2u_2=(m_1+m_2)v$

$$10 \times 10 + (4 \times 10 \times 0) = [10 + 4 \times 10]v$$

$$100000 = 14000v$$

$$v = 7.143 \text{ms}^{-1}$$

When they skid to a stop, they experience a friction force



$$0 \text{m/s}, 2.453 \text{ms}^{-2} \quad v_2 = u_2 + 2as$$

F

Frictional force is the only resultant forces,

therefore from Newton's 2nd law of motion

$$34335 = (m_1+m_2)a$$

$$34335 = (10 + 4 \times 10)a$$

$$a = 2.453 \text{ms}^{-2}$$

The trucks come to a stop then

2.453ms^{-2} (a deceleration)

To get the distance the trucks come to rest

$$u = 7.143 \text{ms}^{-1}$$

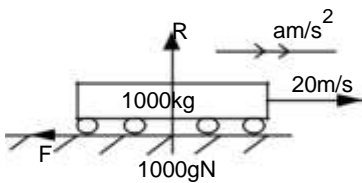
$$0 = 7.143 \times 2 - 2.453s$$

$$s = 10.4 \text{m}$$

A car of mass 1000kg moving along a straight road with a speed of 72kmh^{-1} is brought to rest by a speedy application of brakes in a distance of 50m. Find the coefficient of kinetic friction between the tyres and the road.

Solution

$$u = 20 \text{m/s}$$



$$\text{But } 1000 \times 9.81$$

$$R = 9810 \text{N}$$

$$F = 9810 \text{N} \quad [1]$$

To get the distance the car

$$4000 \text{N}$$

$$u = 20 \text{m/s}, v = 0 \text{m/s}, s = 50 \text{m}$$

$$v^2 = u^2 + 2as \quad \text{Coefficient of friction}$$

$$0 = 20^2 + 2a \times 50$$

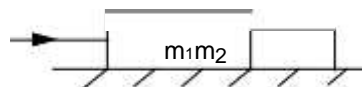
$$a = -4 \text{ms}^{-2}$$

$$[2] \text{ Frictional force } = 4000 \text{N}$$

$$F = 9810 \text{N}$$

$$\mu = 0.41$$

Two blocks of masses $m_1=3 \text{kg}$ and $m_2=2 \text{kg}$ are in contact on a horizontal table. A constant horizontal force $F=5 \text{N}$ is applied to the block of mass m_1 in the direction shown

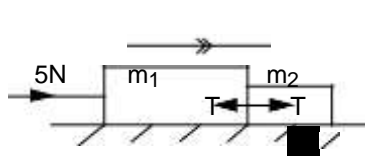


There is a constant frictional force of 2N between the table and the block of mass m_2 but no frictional force between the table and the block of mass m_1 . Find:

The acceleration of the two blocks

The force of contact between the blocks

Solution



am/s² Adding 1 and 2
 6ms⁻² but from 2

By Newton's 2nd law

For block m₁,

Acceleration of two blocks = 0.6ms⁻²

----- [1] Force of contact = 3.2N

For block m₂ :

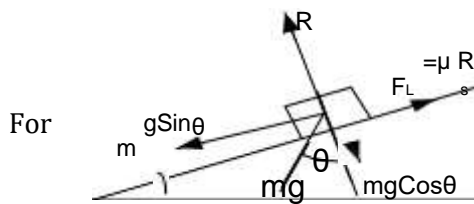
----- [2]

A block of wood of mass 150g rests on an inclined plane. If the coefficient of static friction between the surface of contact is 0.3. find;

The greatest angle to which the plane may be tilted without the block slipping

The force parallel to the plane necessary to prevent slipping when the angle of the plane to the horizontal is 30°.

Solution a)



For

limiting

For the block not to slip then it experiences limiting friction

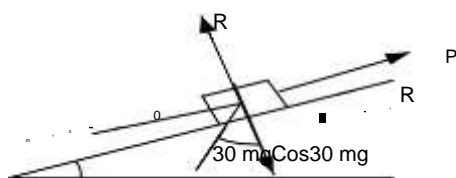
friction

tanθ

θ = 16.7°

θ

b)



Newton's 2nd law

_____ ()

no motion but _____

P + 0.3 _____ 9.81 cos 30

Let P be the force parallel to the plane to prevent slipping

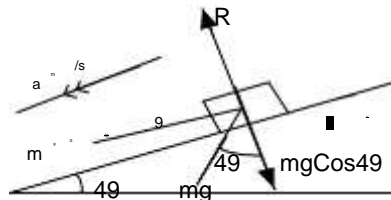
resultant force ()

A car of mass 500kg moves from rest with the engine switched off down a road which is inclined at an angle 49° to the horizontal

a) Calculate the normal reaction

If the coefficient of friction between the tyres and surface of the road is 0.32. Find the acceleration of the car

Solution



$$R = 3217.97 \text{ N}$$

a) Resolving vertically $R = mg \cos 49$

R

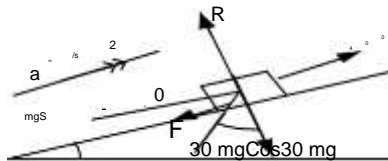
Resultant

R force By 2nd law

$$5.34 \text{ ms}^{-2}$$

A car of mass 1000kg climbs a truck which is inclined at 30° to the horizontal. The speed of the car at the bottom of the incline is 36 kmh^{-1} . If the coefficient of kinetic friction is 0.3 and engine exerts a force of 4000N how far up the incline does the car move in 5s?

Solution



$$u = 36 \text{ kmh}^{-1}, u = \frac{36 \times 1000}{3600} = 10 \text{ ms}^{-2}$$

Resultant force $F - R$ Where $F = R$ by Newton's 2nd law

$$\text{ms}^{-2}$$

Exercise 15

A particle of weight 4.9N resting on a rough inclined plane of angle equal to $\tan^{-1}(5/12)$ is acted upon by a horizontal force of 8N. If the particle is on the point of moving up the plane, find coefficient of friction between the particle and the plane. **An ($\mu = 0.72$)**

A box of mass 2kg rests on a rough inclined plane of angle 25° . The coefficient of friction between the box and the plane is 0.4. Find the least force applied parallel to the plane which would move the box up the plane. **An [15.39N]**

A particle of mass 0.5kg is released from rest and slides down a rough plane inclined at 30° to the horizontal. It takes 6 seconds to go 3 meter.

Find the coefficient of friction between the particle and the plane

What minimum horizontal force is needed to prevent the particle from moving?

$$\text{An [0.56, 0.086N]}$$

A parcel of mass 2kg is placed on a rough plane inclined at 45° to the horizontal, the coefficient of friction between the parcel and the plane is 0.25. Find the force that must be applied to the plane so that the parcel is just.

Prevented from sliding down the plane ii. On the point of moving up the plane. **An[10.39N, 17.32N]**

CHAPTER 5: WORK, ENERGY AND POWER

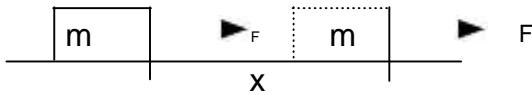
5.1.0: Work

5.1.1: Work done by a constant force

Work is said to be done when energy is transferred from one system to another

Case 1

When a block of mass m rests on a smooth horizontal

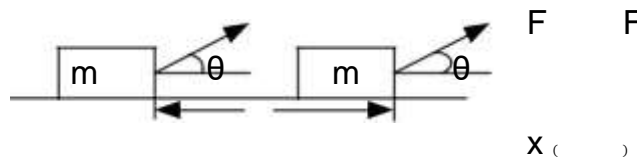


When a constant force F acts on the block and displaces it by x , then the work done by F is given by

Definition

Work is defined as the product of force and distance moved in the direction of the force **Case II**

If the force does not act in the direction in which motion occurs but at an angle to the it as shown below



Definition

Work done is also defined as the product of the component of the force in the direction of motion and displacement in that direction

Note

Work done either can be positive or negative. If it is positive, then the force acts in the same direction of the displacement but negative if it acts oppositely.

The work done by friction when it opposes one body sliding over it is negative. Work and energy are scalar quantities and their S.I unit is Joules

Definition

A joule is the work done when a force of 1N causes a displacement of 1m in the direction of motion

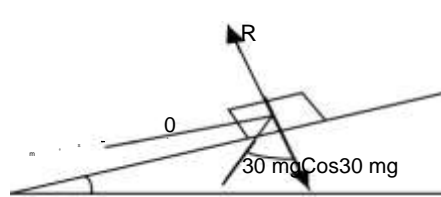
Dimension of work

$$[W] = ML^2 T^{-2}$$

$$[W] =$$

Examples

1. A block of mass 5kg is released from rest on a smooth plane inclined at an angle of 30° to the horizontal and slides through 10m. Find the work done by the gravitation force. **Solution**



Work done by gravitational force —

80

motion.

a) Work done against gravity

b) Work done against friction

Solution

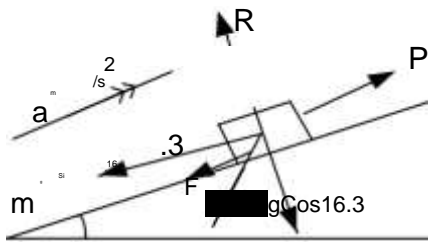


Note we use $mg\sin 30$ since it's the gravitational force along the direction of

2. A rough surface is inclined at θ to the horizontal. A body of mass 5kg lies on the surface and is pulled at a uniform speed a distance of 75cm up the surface by a force acting along a line of greatest slope. The coefficient of friction between the body and the surface is . —

Find;

$\theta = \tan^{-1}(0.3) = 16.3^\circ$



$W = 14.71 \text{ J}$

Work done against gravity
 $W =$
 $W =$

16.3 mg
 $W = 10.35 \text{ J}$
 a) Work done against friction
 But

5.2.0 : ENERGY
 This is the ability to do work.

When an interchange of energy occurs between two bodies, we can take the work done as measuring the quantity of energy transferred between them.

5.2.1: KINETIC ENERGY

Kinetic energy is the energy possessed by a body due to its motion.

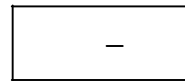
Formulae of kinetic energy

Consider a body of mass m accelerated from rest by a constant force, F so that in a distance, s it gains velocity, v

Then $\frac{1}{2}mv^2$ but $(\frac{1}{2}mv^2)$

— by law of conservation of energy
 F
 work done — s


resultant force

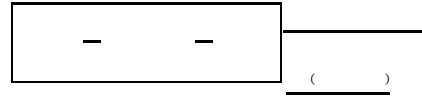



5.2.2: WORK-ENERGY THEOREM

The work energy theorem is the relation between work and energy.

Consider a body of mass m accelerated from u by a constant force F so that in a distance s it gains velocity v





But work done

This is the work-energy theorem.

It states that:

The work done by the resultant external force on a body is equal to the change in the kinetic energy of the body.

Question: Explain why it is easier to walk on a straight road than an inclined road up hill.

Examples

A car mass 1000kg moving at 50ms⁻¹ skid to rest under a constant retardation. Calculate the magnitude of the work done by the force of friction given that the car.

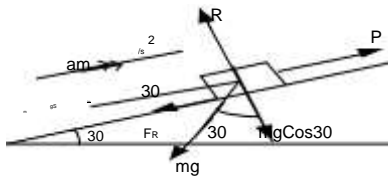
a) Comes to a halt in 4s

b) Skids through 150m

Solution

	a)	Using	Alternatively
theorem			
Frictional force = 12500N			
Work done			
Frictional force = 12500N			
Work done			
Frictional force = 12500N			
Work done			
Frictional force = 12500N			
Work done			
Frictional force = 12500N			
Work done			
Frictional force = 12500N			
Work done			
Frictional force = 12500N			
Work done			
Frictional force = 12500N			
Work done			
Frictional force = 12500N			
Work done			
Frictional force = 12500N			
Work done			
Frictional force = 12500N			
Work done			
Frictional force = 12500N			
Work done			
Frictional force = 12500N			
Work done			
Frictional force = 12500N			
Work done			
Frictional force = 12500N			
Work done			
Frictional force = 12500N			
Work done			
Frictional force = 12500N			
Work done			
Frictional force = 12500N			
Work done			
Frictional force = 12500N			
Work done			
Frictional force = 12500N			
Work done			
Frictional force = 12500N			
Work done			
Frictional force = 12500N			
Work done			
Frictional force = 12500N			
Work done			
Frictional force = 12500N			
Work done			
Frictional force = 12500N			
Work done			
Frictional force = 12500N			
Work done			
Frictional force = 12500N			
Work done			
Frictional force = 12500N			
Work done			
Frictional force = 12500N			
Work done			
Frictional force = 12500N			
Work done			
Frictional force = 12500N			
Work done			
Frictional force = 12500N			
Work done			
Frictional force = 12500N			
Work done			
Frictional force = 12500N			
Work done			
Frictional force = 12500N			
Work done			
Frictional force = 12500N			
Work done			
Frictional force = 12500N			
Work done			
Frictional force = 12500N			
Work done			
Frictional force = 12500N			
Work done			
Frictional force = 12500N			
Work done			
Frictional force = 12500N			
Work done			
Frictional force = 12500N			
Work done			
Frictional force = 12500N			
Work done			
Frictional force = 12500N			
Work done			
Frictional force = 12500N			
Work done			
Frictional force = 12500N			
Work done			
Frictional force = 12500N			

Solution



$F_R = R$ but $R = mg \cos 30$

$F_R = mg \cos 30$
 $F_R = 0.25 \times 9.81 \times 2 \cos 30$
 Using Newton's 2nd law of motion
 $a = 0$ (steady speed)

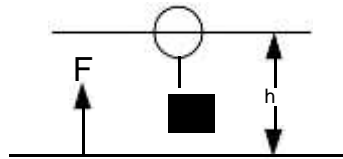


5m. Calculate the amount of work done by the force F
 $F = 14.06\text{N}$ W

Work done = $F \times S$ W

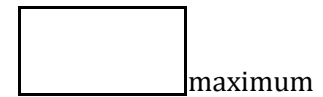
5.2.3: GRAVITATIONAL POTENTIAL ENERGY

Potential energy is the energy that a body has due to its position in a gravitational field. Consider a body of mass m on the surface of the earth moved up a height h by a greater Force F .



Work done work
 done

But work done = P.E gained at height



Note

When a body is moving vertically upwards, it loses K.E but gains P.E and when moving downwards, it loses P.E and gains K.E

5.2.4: PRINCIPLES OF CONSERVATION OF MECHANICAL ENERGY

Mechanical energy includes kinetic energy, Gravitational potential energy and elastic potential energy.

Definition

Elastic potential energy is energy possessed by a stretched or compressed elastic material eg spring.

P.E (elastic)

Where k is the spring constant and e is the compression /extension

The principle of conservation of mechanical energy

States that in a mechanical system the total mechanical energy is a constant provided that the no dissipative forces act on the system.

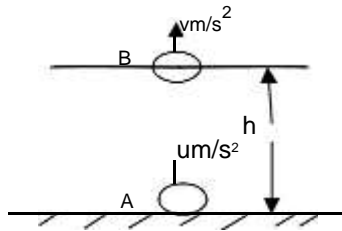
Examples of dissipative forces are;

Frictional force, air resistance, viscous drag

Examples of principle of conservation of

M.E i) A body thrown vertically upwards

Consider a body of mass m projected vertically upwards with speed u from a point on the ground. Suppose that it has a velocity v at a point B at a height h above the ground provided no



At A

Total mechanical energy

Total mechanical energy -----[1]

By second equation of motion

Put 2 into 1 ----- [2]
 Total mechanical energy at B
 =

∴ Since total mechanical energy at A is equal to the total mechanical energy at B. Hence a stone thrown vertically upwards obeys the principles of conservation of mechanical energy.



dissipative forces act.

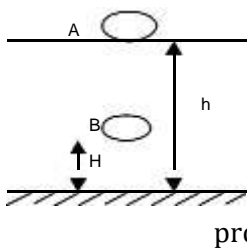
83 ii) A body falling freely from a height above the ground

Total mechanical energy -- [1] But Newton's second law

-----[2] Total mechanical energy at B

o

the



Suppose an object of mass m falls from a total mechanical energy
At A: mechanical energy provided there is no

point A at a height h above the ground Since
 at A=total energy at B than the mechanical Total energy of a freely falling object is conserved
 dissipative force.

At B :

5.2.5: CONSERVATIVE AND NON CONSERVATIVE FORCES

A conservative force is one where the work done in moving around a closed path in the field of force is zero.

Examples of conservative forces

- Gravitational force
- Electrostatics force
- Magnetic force

A non-conservative force is one where the work done moving around a closed path in the field of force is not zero.

Examples of non- conservative force

- Frictional force
- Air resistance
- Viscous drag

Differences between conservative forces and non- conservative forces

Conservative forces	Non-conservative forces
Work done around a closed path is zero	Work done around a closed path is not zero
Work done to move a body from one point to another is independent on the path taken	Work done to move a body from one point to another is dependent on the path taken
Mechanical energy is conserved	Mechanical energy is not conserved



5.3.0: POWER

It's the rate of doing work.

Its units are watts(W) or joule per second [Js⁻¹]

Power _____ =

P _____

P _____

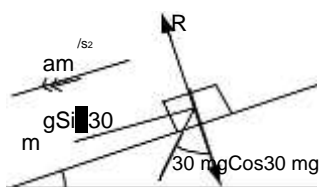
Dimensions of power

$\frac{J}{s}$

Numerical examples

A 5kg mass is released from rest at the top of a smooth inclined plane. The angle of elevation of the incline is 30°. What is the speed of the mass when it passes a point 20m down the incline.

Solution



From Newton's 2nd law

Loss in

Alternatively

gain in

2. A body of mass 6kg initially

moving with speed 12ms⁻¹

experiences a constant retarding force of 10N for 3s. find the kinetic energy of the body at the end of this time.

Solution

-10 is a retarding force

Final kinetic energy

But

A ball of mass of 0.1kg is thrown vertically up wards with an initial speed of 20m⁻¹. Calculate the time taken to return to the thrower the maximum height the kinetic and potential energy of the ball half way up. **Solution**

i) Using

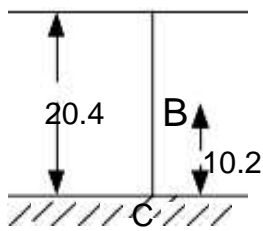
This is the time to
maximum height

Time to return to the
thrower
T

ii) max height ($v=0\text{m/s}$)

iii)



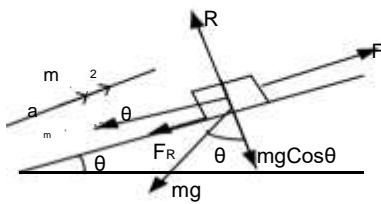


----- (1)
(k.e+p.e) But

A -

A train of mass $2 \times 10^6 \text{ kg}$ moves at a constant speed of 72 kmh^{-1} up a straight incline against a frictional force of $1.28 \times 10^4 \text{ N}$. The incline is such that the train rises vertically one meter for every 100m travelled along the incline. Calculate;
Rate of increase of potential energy of the train.
The necessary power developed by the train.

Solution



i)

Rate of the potential
energy change

$$\frac{1}{2} \times 4 \times 10^6 \text{ J s}^{-1}$$

Alternatively

(a=0) since it moves with constant speed

We need to get the driving force (engine force) of the train.
P driving force x velocity
By Newton's 2nd law Power
constant speed
Power $4.18 \times 10^6 \text{ W}$

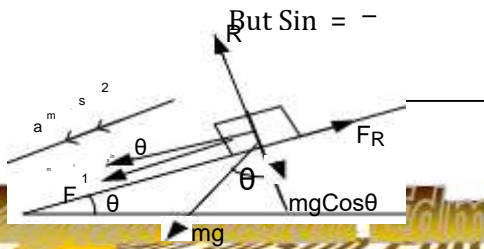
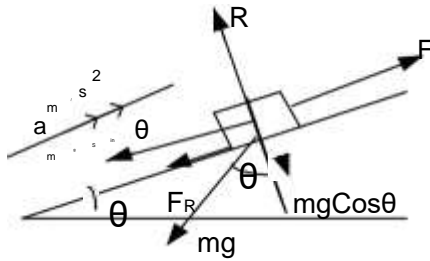
force) of the train.

$$= 2.09 \times 10^6 \times \text{-----}$$

$$\text{-----} \times 0.6 \text{ J s}^{-1}$$

The maximum power developed by the engine of a car of mass 200kg is 44kW. When the car is travelling at 20kmh⁻¹ up an incline of 1 in 8 it will accelerate at 2ms⁻². At what rate will it accelerate when travelling down an incline of 1 in 16 at 60kmh⁻¹. If in both cases the engine is developing the maximum power and the resistance to motor is the same.

Case I : up the plane



But Sin = -

By 2nd law of newton

Retarding force=7275N

Case II : down the plane

By newtons 2nd law

86

Solution

Power

6. A bullet travelling at 150ms⁻¹ will penetrate 8cm into a fixed block of wood before coming to rest. Find the velocity of the bullet when it has penetrated 4cm of the block.


Solution

Loss in k.e energy work done against resistance

ms⁻²

-1

Using



Example

A pump draws 3.6 of water of density 1000 from a well 5m below the ground in every minute, and issues it at ground level r a pipe of cross-sectional area 40c . Find

The speed with which water leaves the pipe

The rate at which the pump is working

If the pump is only 80% efficient, find the rate at which it must work

Find the power wasted

Solution

i) —

ii) Mass per second =volume per second = —

$$\left(\frac{3.6}{60} \right) \left(\frac{1000}{\text{m}^3} \right) = \dots *$$

87



$$\left(\frac{3.6}{60} \right) \left(\frac{1000}{\text{m}^3} \right) = \dots *$$

Efficiency —

$$80\% = \frac{\text{Power output}}{\text{Power input}}$$

iv) Power wasted = power output – power input

Power wasted

EXERCISE16

A bullet of mass 50g travelling horizontally at 500ms⁻¹ strikes as stationary block of wood and after travelling 10cm, it emerges from the block travelling at 100ms⁻¹. Calculate the average resistance of the block to the motion of the bullet. **An[60000N]**

A point A is vertically below the point B. A particle of mass 0.1kg is projected from A vertically up wards with a speed 21ms⁻¹ and passes through point B with speed 7ms⁻¹. Find the distance from A to B **An[20m]**

3. The friction resistance to the motion of a car of mass 100kg is 30VN where V is the speed in ms⁻¹. Find the steady speed at which the car ascends a hill of inclination sin⁻¹($\frac{1}{3}$). If the power exerted by the engine is 12.8kW. **An[V=10m/s]**

A load of 3Mg is being hauled by a rope up a slope which rises 1 in 140. There is a retardation force due to friction of $20gN$ per Mg at a certain instant when the speed is 16kmh^{-1} and the acceleration is 0.6ms^{-2} . Find the pull in the rope and the power exerted at the instant.

An[2598N, 11.55kW]

5. A car of mass 2 tones moves from rest down. A road of inclination $\sin^{-1}(\frac{1}{5})$ to the horizontal. Given that the engine develops a power of 64.8kW when it is travelling at a speed of 54kmh^{-1} and the resistance to motion is $500N$, find the acceleration. **An[2.4m/s²]**

A car is driven at a uniform speed of 48kmh^{-1} up a smooth incline of 1 in 8. If the total mass of the car is 800kg and the resistance are neglected calculate the power at which the car is working. **An[1.31x10⁴W]**

A train whose mass is 250Mg run up an incline of 1 in 200 at a uniform rate of 32km/h . The resistance due to friction is equal to the weight of 3Mg . at what power is the engine working?.

An[370.2kW]

A train of mass $1 \times 10^5\text{kg}$ acquires a uniform speed of 48kmh^{-1} from rest in 400m . Assuming that the frictional resistance of $300gN$. Find the tension in the coupling between the engine and the train. And the maximum power at which the engine is working during 400m run, the mass of the engine may be neglected. **An[25162N, 335.5kW]**

88



A car of mass 2000kg travelling at 10ms^{-1} on a horizontal surface is brought to rest in a distance of 12.5m by the action of its brakes. Calculate the average retarding force. What power must the engine develop in order to take the vehicle up an incline of 1 in 10 at a constant speed of 10ms^{-1}

if the frictional resistance is equal to $2000N$.

An[8000N, 21600N]

10. A water pump must work at a constant rate of 900W and draws 0.3 of water from a deep well and issue it through a nozzle situated 10m above the level from which the water was drawn after every minute. If the pump is 75% efficient, find;

i) Velocity with which the water is ejected

ii) The cross-sectional area of the nozzle

An (8.6m)

UNEB 2014 No3

(a) Define work and energy

(02marks)

Explain whether a person carrying a bucket of water does any work on the bucket while

walking on a level road (03marks)

(c) A pump discharges water through a nozzle of diameter 4.5 cm with a speed of 62 into a tank 16 m above the intake.

ideal (04marks)

(ii) Find the power wasted if the efficiency of the pump is 73% (02marks)

(iii) Account for the power lost in (c) (ii)

(02marks)

An(,)

(d) (i) State the **work-energy theorem** (01mark)

(i) Calculate the work done per second by the pump in raising the water if the pump is

Prove the work-energy theorem for a body moving with constant acceleration.

(e) Explain briefly what is meant by internal energy of a substance (03marks)

UNEB 2013 No1

(a) Using the molecular theory, explain the laws of friction between solid surface (06marks)

(b) With the aid of a labeled diagram, describe how the coefficient of static friction for an interface between a rectangular block of wood and a plane surface can be determined. (06marks)

The diagram below shows three masses connected by inextensible strings which pass over smooth pulleys. The coefficient of friction between the table and the 12.0 kg mass is 0.25



If the system is released from rest, determine the

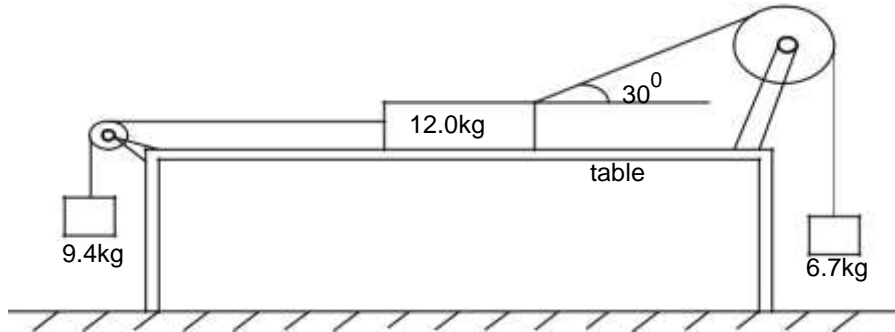
(i) Acceleration of the 12.0kg mass

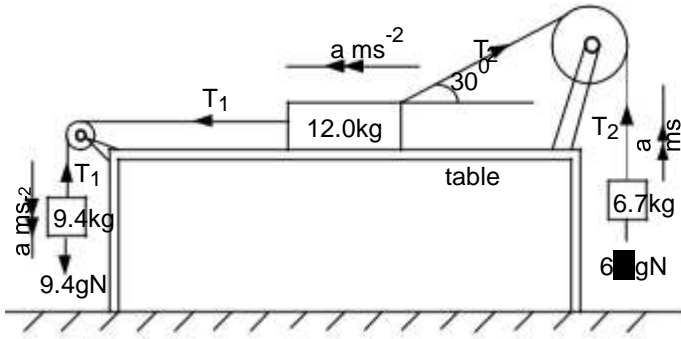
(05marks)

(ii) Tension in each string

(03marks)

Solution





(i) $F=ma$

9.4kg mass: $9.4a$
(1)

For 6.7kg mass: $6.7a$
(2)

For 12kg mass:
(3)

But

put into(3)

Put equation(1)

$9.4g-9.4a- 0.25 \times 12 + 3a = 12a$

[03marks]

.....(x)

equating equation (2) and (x)

Acceleration of 12kg mass is

(ii)

Tension in each string

Also

UNEB2010No3

(c) i) State the laws of solid friction



ii) With the aid of a well labeled diagram describe an experiment to determine the co-efficient of

kinetic friction between the two surfaces. [05marks] d) A body slides down a rough plane inclined at 30° to the horizontal. If the co-efficient of kinetic

friction between the body and the plane is 0.4. Find the velocity after it has travelled 6m along the plane.

An[4.25m/s] [05marks]

UNEB2008 No2

a) i) state the laws of friction between solid surfaces [03marks] ii) Explain the origin of friction force between two solid surfaces in contact. [03marks] iii) Describe an experiment to measure the co-efficient of kinetic friction between two solid surfaces. [03marks]

i) A car of mass 1000kg moves along a straight surface with a speed of 20ms⁻¹. When brakes are applied steadily, the car comes to rest after travelling 50m. Calculate the co-efficient of

friction between the surface and the tyres. **An[]** [04marks]

c) ii) State the energy changes which occur from the time the brakes are applied to the time the car comes to rest. **An[kinetic energy]** [02marks]

d) i) State two disadvantages of friction [01marks]

e) ii) Give one method of reducing friction between solid surfaces. [01mark]

UNEB2007No3

a) i) State the laws of solid friction [03marks] ii) Using the molecular theory, explain the laws stated in a i). [03marks]

b) Describe an experiment to determine the co-efficient of static friction for an interface between a rectangular block of wood and plane surface. [04marks]

i) State the difference between conservative and non conservative forces, giving one example of each.

ii) State the work-energy theory. [01marks] iii) A block of mass 6.0 kg is projected with a velocity

of 12ms⁻¹ up a rough plane inclined at 45° to

the horizontal if it travels 5.0m up the plane. Find the frictional force. **An[44.8N]** [04marks]

UNEB2006No2

a) i) Define force and power

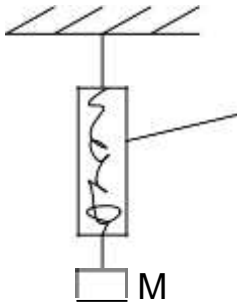
[02marks]

Force is anything that changes a body's state of rest or uniform motion in a straight line.

91



ii) Explain why more energy is required to push a wheelbarrow uphill than on a level ground.



[03marks] b)
 A mass M is suspended from a spring balance as shown above. Explain what happens to the reading on the spring balance when the set up is raised slowly to a very high height above the ground. [02marks]

c) i) State the work-energy theorem [01mark]

Solution

a) [ii] When pushing a wheelbarrow on a level ground, work is done only against the frictional force. While when pushing up hill, work is done against the frictional force plus the component of the weight of the wheelbarrow along the plane of the hill.

b) As the acceleration due to gravity reduces the weight of M decreases and its reading of the spring balance reduces proportionately.

UNEB2005No1

c) i) What is meant by conservation of energy? [01mark]
 ii) Explain how conservation of energy applies to an object falling from rest in a vacuum. [02marks]

UNEB2004 N01

a) State the laws of friction [04marks]
 b) A block of mass 5.0kg resting on the floor is given horizontal velocity of 5ms^{-1} and comes to rest in a distance of 7.0m. Find the co-efficient of kinetic friction between the block and the floor. **An[0.182]** [04marks]

c) i) State the laws of conservation of linear momentum [01mark]
 ii) What is perfectly inelastic collision? [01mark]

A car of mass 1500kg rolls from rest down a round inclined to the horizontal at an angle of 35° , through 50m. The car collides with another car of identical mass at the bottom of the incline. If the two vehicles interlock on collision and the co-efficient of kinetic friction is 0.20, find the common velocity of the vehicle. **An[20.05m/s]** [08marks]

[Hint loss of p.e at the top=gain in k.e at the bottom + work done against friction]

e) Discuss briefly the energy transformation which occur in (d) above. [01mark]
An[Potential energy]

UNEB 2001 No1

a) i) State the principle of conservation of mechanical energy. [01mark]
 ii) Show that a stone thrown vertically upwards obeys the principle in (c) throughout its upward motion. [04marks] **CHAPTER 6: STATICS**

Is a subject which deals with equilibrium of forces the forces which act on a bridge.

Coplanar forces

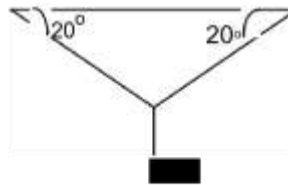
Those are forces acting on the same point (plane).

6.1.0: Conditions necessary for mechanical equilibrium

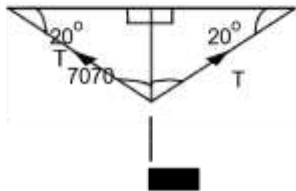
When forces act on a body then it will be in equilibrium when;
 the algebraic sum of all forces on a body in any direction is zero the
 algebraic sum of moments of all forces about any point is zero

Examples

A mass of 20kg is hang from the midpoint P of a wire as shown below. Calculate the tension in the wire take $g=9.8ms^{-1}$



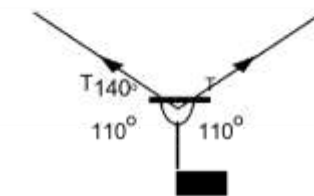
Solution



Method I

lami's theorem

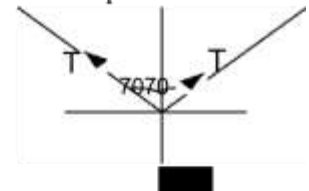
(Apply to only three forces in equilibrium)



$$T = \frac{20 \times 9.8}{2 \cos 70}$$

$$T = 286.83N$$

METHOD II using components



Resolving vertically

$$T \sin 70 + T \cos 70 = 20gN$$

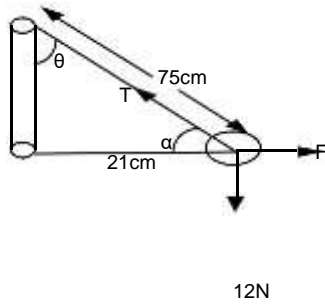
$$2T \cos 70 = 20 \times 9.81$$

$$T = \frac{20 \times 9.81}{2 \cos 70}$$

$$T = 286.83N$$

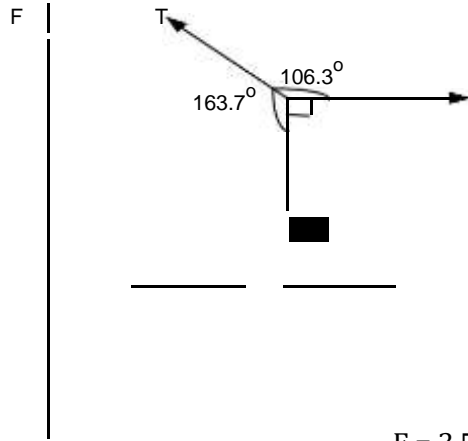
2. One end of a light in extensible string of length 75cm is fixed to a point on a vertical pole. A particle of weight 12N is attached to the other end of the string. The particle is held 21cm away from the pole by a horizontal force. Find the magnitude of the force and the tenion in the string

Solution



$\sin =$ _

Also _
 $= 73.7^\circ$
 theorem



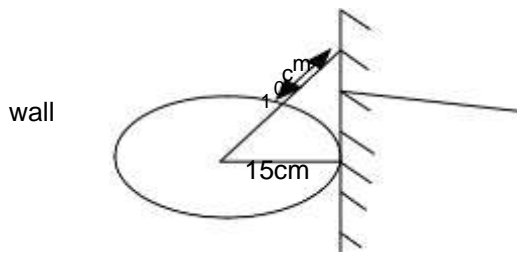
Also _

$F = 3.51N$

Using Lami's

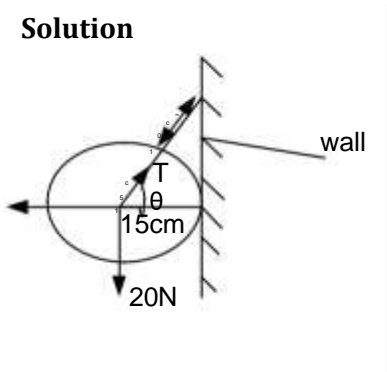
$T = 12.5N$

A sphere of weight 20N and radius 15cm rests against a smooth vertical wall. A sphere is supported in its position by a string of length 10cm attached to a point on the sphere and to a point on the wall as shown.

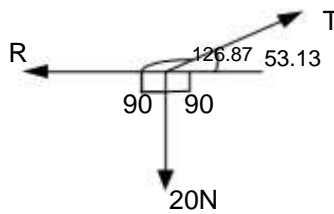


- i) copy the diagram and show the forces acting on the sphere
- ii) Calculate the reaction on the sphere due to the wall.
- iii) Find the tension in the string

Solution

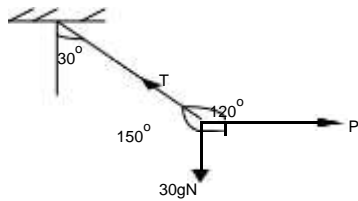


Using Lami's theory



4. A mass of 30Kg hangs vertically at the end of a light string. If the mass is pulled aside by a horizontal force P so that the string makes an angle 30° with the vertical. Find the magnitude of the force P and the tension in the string.

Solution



$$T = 339.83\text{N}$$

$$P = 169.91\text{N}$$

6.1.1: Types of equilibrium


Stable equilibrium.

This when a body returns to its equilibrium position after it has been slightly displaced



Unstable equilibrium.

This is when a body does not return to its equilibrium position and does not remain in the displaced position after it has been slightly displaced



Neutral equilibrium.

This is when a body stays in the displaced position after it has been slightly displaced



6.2.0: Turning effect of forces

A force can produce a turning effect or moment about a pivot, this can be a clockwise or anti clockwise turning effect.

6.2.1: Moment of a force

This is the product of a force and the perpendicular distance of its line of action from the pivot.

The unit of a moment is Nm and it's a vector quantity.

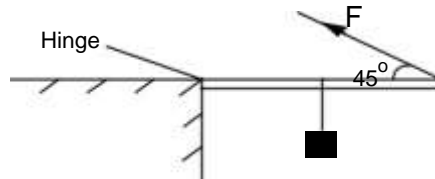
Moment of a force = Force x perpendicular distance of its line of action from pivot.

6.2.2: Principle of moments

It states that when a body is in equilibrium, the sum of clockwise moments about a point is equal to the sum of anticlockwise moments about the same point.

Examples

A hinged trapped door of mass 15kg and length 1m is to be opened by applying a force F at an angle of 45° as shown below.

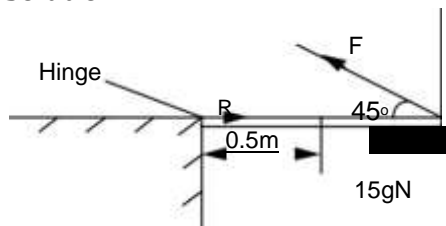


Calculate

The value of F

The horizontal force on the hinge

Solution



Anti-clockwise moments = clockwise
 $F \sin 45^\circ = 104.1 \text{ N}$
 The horizontal force is the horizontal normal reaction
 Resolving horizontally:

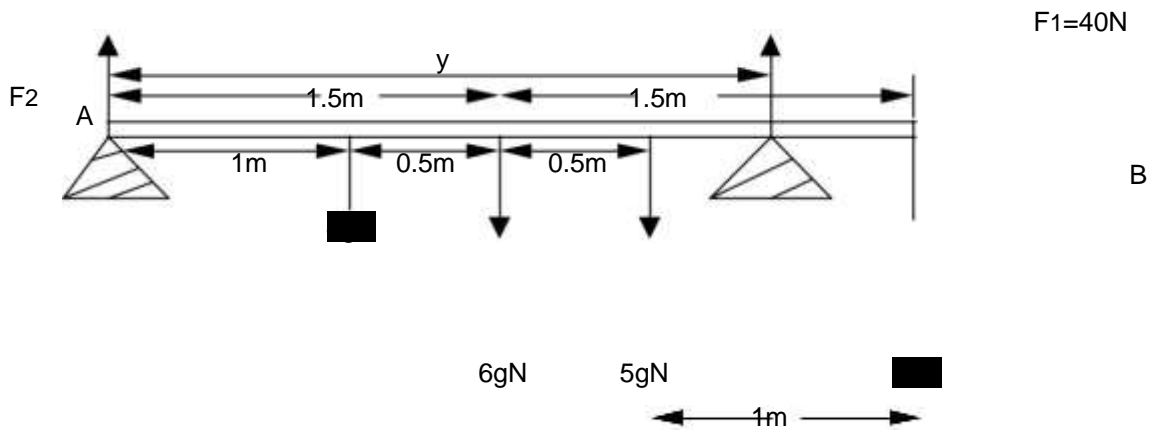
✓

Taking moments about the hinge At equilibrium,

2. A uniform beam AB, 3m long and of mass 6kg is supported at A and at another point.

A load of 1 kg is suspended at B, loads 4kg and 5 kg at points 1m and 2m from A. If the pressure on the support at A is 40N. Where is the other support?

Solution



Note.

Uniform beam implies its weight acts at the centre of gravity (mid-point)
Resolving vertically:

$$40 + F_2 = 4 \times 9.81 + 6 \times 9.81 + 5 \times 9.81 + 1 \times 9.81 \quad Y$$

Taking moments about A at equilibrium

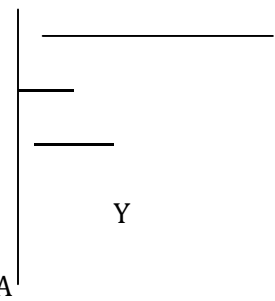
Clockwise moment = anti clockwise

moment

$$4gN \times 1 + 6gN \times 1.5 + 5gN \times 2 + 1gN \times 3 = x \cdot y$$

$$Y = 2.18m$$

The other support is 2.18 from A



6.2.3: Beams hinged against the wall

1. A Uniform beam AB, 3.0m long and of weight 6N is hinged at a wall at A and is held stationary by a rope attached to B and joined to a point C on the wall, 4.0m vertically above A. Find the tension T in the rope and the Reaction R of the hinge.

Solution

Taking moments about A at equilibrium

Clockwise moment = anticlockwise moment

Resolving vertically:

Put into i

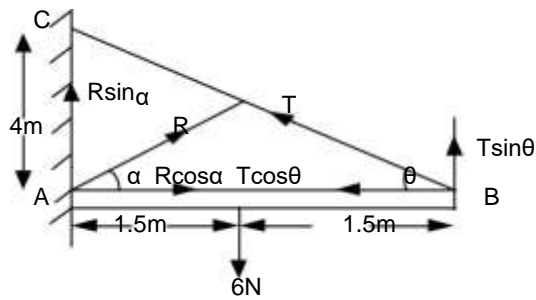
$$R \sin \theta = 3$$

$$R \sin 53.28 = 3$$

$$R = 3.74N$$



The reaction at A is 3.74 at 53.28° to the beam



$$\tan \alpha = \frac{4}{3} = 53.13^\circ$$

()

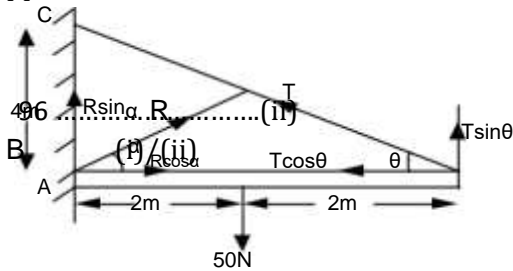
Resolving horizontally:(i)

.....(ii) i/ii

$$\frac{R \cos \alpha}{T \sin \theta} = \frac{6}{T \cos \theta}$$

$$\tan \theta = \frac{6}{R \cos \alpha} = 53.28^\circ$$

A uniform beam AB of length 4m and weight 50N is freely hinged at A to a vertical wall and is held horizontal in equilibrium by a string which has one end attached at B and the other end attached to point C on the wall, 4m above A. find the magnitude of the reaction at A. **Solution**



$$\tan \theta = \frac{4}{4} = 45^\circ$$

Taking moments about A

Resolving vertically: =

Resolving horizontally:(i)

$$\frac{R \cos \alpha}{T \sin \theta} = \frac{50}{T \cos \theta} = 45^\circ$$

Put into (ii)

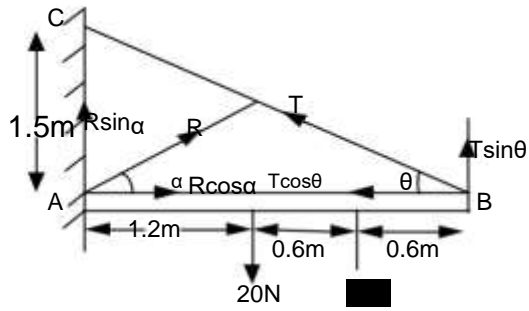
$$R = 35.36\text{N at } 45^\circ \text{ to the beam}$$

A uniform beam AB of mass 20kg and length 2.4m is hinged at a point A in a vertical wall and is maintained in a horizontal position by means of a chain attached to B and to point C in a wall 1.5m above. If the bar carries a load of 10kg at a point 1.8m from A. calculate.

The tension in the chain

The magnitude and direction of the reaction between the bar and the wall

Solution



$$\tan \alpha = \frac{1.5}{3.0} = 0.5 \Rightarrow \alpha = 32.01^\circ$$

Taking moments about A

=

Tension in the chain

(ii) Reaction at the wall

Resolving vertically

$$R \sin \alpha + T \sin \theta = 20g + 10g$$

$$R \sin 32.01 + 323.87 \sin 32.01 = 30g$$

$$R \sin 32.01 = 122.63 \dots \dots \dots (i)$$

Resolving horizontally;

$$R \cos \alpha = T \cos \theta$$

$$323.87 \cos 32.01 = T \cos 32.01$$

$$T = \frac{323.87 \cos 32.01}{\cos 32.01} = 323.87 \text{ N}$$

$$R \sin 32.01 = 122.63 \dots \dots \dots (i)$$

$$R = \frac{122.63}{\sin 32.01} = 230.85 \text{ N}$$

Reaction at A is 230.85 N at 32.01° to the horizontal

6.2.4: Ladder problems

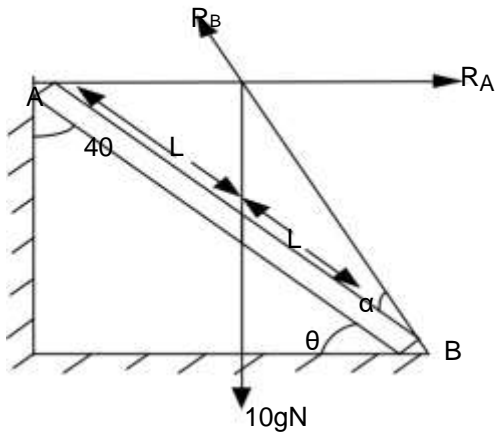
A uniform rod AB of mass 10kg is smoothly hinged at B and rests in a vertical plane with the end A against a smooth vertical wall. If the rod makes an angle of 40° with the wall, find the reaction on the wall and the magnitude of the reaction at B

Solution

Note: If there are three coplanar forces acting on a rigid body which is in equilibrium, then their lines of action meet at some specific point provided no force is parallel to each other.

$$\dots \dots \dots (i)$$

$$R_A = \dots \dots \dots$$



Let the length of the ladder be $2L$

$$40^\circ + 90^\circ = 180^\circ$$

$$= 50^\circ$$

Taking moments about B

$$2L \sin \theta = 10gN$$

$$2L \sin 50^\circ =$$

$$R_A = 41.16N$$

Resolving vertically; $R_B \sin(\theta) = 10gN$

.....(i)

R_A

R_A

A uniform ladder which is 5m long and has a mass of 20kg leans with its upper end against a smooth vertical wall and its lower end on a rough ground. The bottom of the ladder is 3m from the wall. Calculate the functional force between the ladder and the ground and the coefficient of friction

Solution

$$R_B \sin(\theta) = 10gN \quad \text{.....(ii)}$$

Resolving horizontally: $R_B \cos(\theta) = R_A$

$$R_B \cos(\theta) = 41.16N$$

(i)/(ii)

$$\frac{R_B \cos(\theta)}{R_B \sin(\theta)} = \frac{41.16N}{10gN}$$

$$\cot \theta = \frac{41.16}{10g}$$

$$\cot \theta = 4.116$$

$$\theta = 17.24^\circ$$

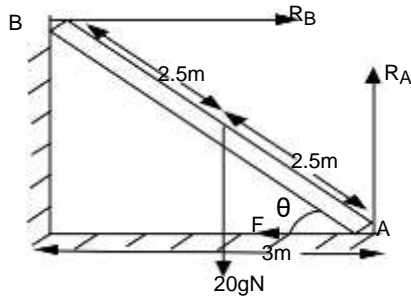
Put into equation (i)

$$R_B \sin(17.24^\circ) = 10gN$$

$$R_B \sin(17.24^\circ) = 10gN$$

$$R_B = 106.38N$$

Reaction at B is 106.38N at 17.24° to the horizontal.



$\theta = 53.13^\circ$
 Resolving vertically: $R_A = 20gN$
 $R_A = 20 \times 9.81$
 $R_A = 196.2N$

Taking moments about A

$$R_B \sin 53.13 = 20 \times 9.81 \times 2.5 \cos 53.13$$

$$R_B = 73.56N$$

Resolving horizontally: $R_B = F$

$$F = 73.56N$$

$$\text{But } F = xR_A$$

$$73.56 =$$

$$= 0.37$$

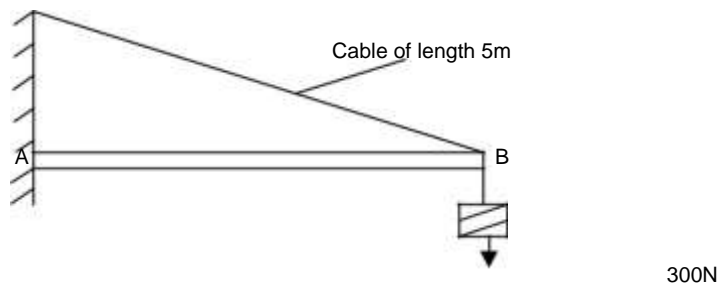
Exercise 17

One end of a uniform plank of length 4m and weight 100N is hinged to the vertical wall. An inelastic rope, tied to the other end of the plank is fixed at a point 4m above the hinge. Find

The tension in the rope'

The reaction of the wall on the plank **An(388.9N, 302.1N at 24.4° to horizontal)**

2.



The figure shows a uniform rod AB of weight 200N and length 4m, the beam is hinged to the wall at A.

Find the tension in the cable

The horizontal and vertical components of the force exerted on the beam by the wall

The reaction of the wall on the beam at point A

An(666.7N, 533.3N, 99.98N, 542.59 at 10.6° to the horizontal)

A uniform beam AB of length $2L$ rests with end A in contact with a rough horizontal ground. A

point C on the beam rests against a smooth support. AC is of length L with C higher than A and AC making an angle of 60° with the horizontal. If the beam is in limiting equilibrium, find the coefficient of friction between the beam and the ground.

A uniform ladder of mass 25kg rests in equilibrium with its base on a rough horizontal floor and its top against a smooth vertical wall. If the ladder makes an angle of 75° with the horizontal, find the magnitude of the normal reaction and of the frictional force at the floor and state the minimum possible value of the coefficient of friction between the ladder and the floor.

A ladder 12m long and weighing 200N is placed 60° to the horizontal with one end B leaning against the smooth wall and the other end A on the ground. Find;

a) reaction at the wall **An(57.7N)**
reaction at the ground **An(208.2N at 73.9° to the horizontal).**

6.3.0: Couples

A couple is a pair of **equal, parallel** and **opposite** forces with different lines of action acting on a body.

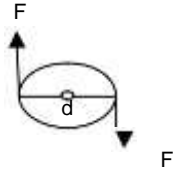
A true couple produces only a **rotation** but not a **translation**

Examples

- Forces in the driver's hands applied to a steering wheel□
- Forces in the handles of a bike□
- Forces in the peddles of a bike□
- Forces experienced by two sides of a suspended rectangular coil carrying current in a magnetic field.□

6.3.1: Moment of a couple (torque of a couple)

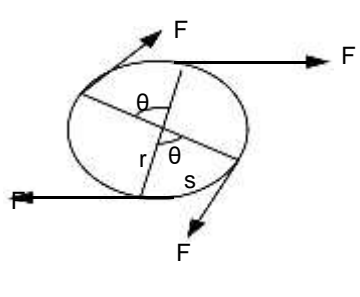
It is defined as the product of one of the forces and the far distance between the lines of action of the forces



Moment of a couple or torque of couple = $F \times d$

6.3.2: Work done by a couple

Consider two opposite and equal forces acting tangentially on a wheel of radius r , suppose the wheel rotates through an angle θ radians as shown below.



Work done by each

But —

$360^\circ = 2\pi$

Work done by each force

Total work done by the couple

6.3.3: CENTRE OF MASS

This is a point where an applied force produces a linear acceleration but not an angular acceleration (rotation)

6.3.4: CENTER OF GRAVITY

This point where the entire weight or resultant force of attraction of the body acts.

DETERMINATION OF CENTRE OF GRAVITY OF AN IRREGULAR LAMINA

Procedures:

Clamp a nail on the stand so that the

pointed end is free.

Irregular object
 card board and hung the card board on the nail
 through one of the hole.

Make holes at three points at the edge of the

Thread

rest freely with its thread tacking the card board

Tie the thread on a mass to make a plumb

line. Tie the plumbline on the nail allow it to

Trace the thread using a pencils I.

The point of intersection of the three lines
 is the centre of gravity of the board

UNEB 2009 No 2

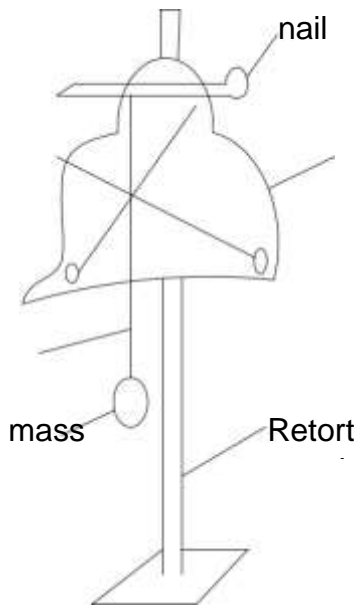
Define the following terms

Velocity

Moment of a force

Repeat

is



the procedure when the plumbline
 suspended from the other holes.

c)(i)
 t be

on a

ladder (06

(2marks)

State the condition necessary for mechanical equilibrium attained.(2 marks) ii)A uniform ladder of mass 40kg and length 5m, rest with its upper end against a smooth vertical wall and with its lower end at 3m from the wall rough ground. Find the magnitude and direction of the force exerted at the bottom of the (2marks)

An[418.7N at an angle of 69.4° to the horizontal]

UNEB 2006 No 2

State the condition for equilibrium of a rigid body under the action of coplanar forces. (2mk)

A 3m long ladder at an angle 60° to the horizontal against a smooth vertical wall on a rough ground. The ladder weighs 5kg and its centre of gravity is one third from the bottom of the ladder.

Draw a sketch diagram to show the forces acting on the ladder. (2mk)

Find the reaction of the ground on the ladder. (4mk)

_____) An(49.95N at 79.11° to the horizontal)

(Hint Reaction on the ladder = r)

UNEB 2006 No1

- e) Describe an experiment to determine the centre of gravity of a plane sheet of material having an irregular shape. (4 marks)

UNEB 2005 No2

- f) (i) Define centre of gravity (1 mark)
Describe an experiment to find the centre of gravity of a flat irregular piece of a card board. (3 marks)

UNEB 2002 No2

- d) (i) Define moment of a force (1 mark)

A wheel of radius 0.6m is pivoted at its centre. A tangential force of 4.0N acts on the wheel so that the wheel rotates with uniform velocity find the work done by the force to turn the wheel through 10 revolutions.

Solution = $2 \pi r \times 10$

Work done = force x distance $W = F \times d$

But distance = circumference x number of
= 150.79J

= $4 \times 2 \pi \times 0.6 \times 10$ revolutions W

UNEB 2000 No3

State the conditions for equilibrium of a rigid body under the action of coplanar forces. (2mk)

A mass of 5.0kg is suspended from the end A of a uniform beam of mass 1.0kg and length 1.0m. The end B of the beam is hinged in a wall. The beam is kept horizontal by a rope attached to A

and to a point C in the wall at a height 0.75m above B

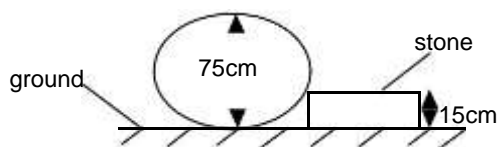
- i. Draw a diagram to show the forces on the beam (2 marks)
- ii. Calculate the tension in the rope (4 marks)
- iii. What is the reaction exerted by the hinge on the beam (5 marks)

An (89.8N, 72.01N, at 3.95° to the beam)

UNEB 1998 No1

term unstable equilibrium (3mk)

- d) (i) Explain the



(ii) An oil drum of diameter 75cm and mass 90kg rests against a stone as shown

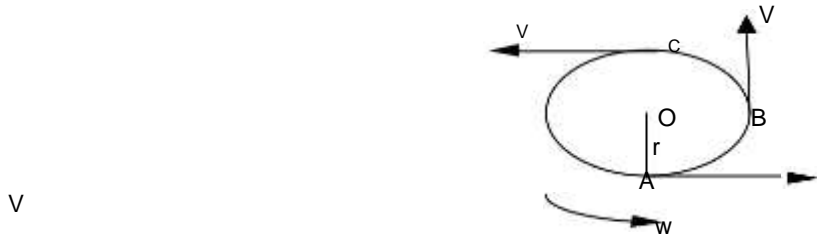
Find the least horizontal force applied through the centre of the drum, which

will cause the drum to roll up the stone of height 15cm. **An(1177.2N)**

(5 marks)

CHAPTER 7: CIRCULAR MOTION

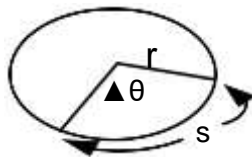
This is the motion of the body with a uniform speed around a circular path of fixed radius about a center.



Although the body moves round this circular path with a uniform speed, the direction of motion changes as it moves from point A to B, C and so on around the path. Since the direction of motion changes, then the velocity of the body changes as it moves round circular path. This change in velocity results into an acceleration because acceleration is the rate of change in velocity.

Terms used in circular motion

Consider a body of mass m initially at point A moving with a constant speed in a circle of radius r to point B in a time Δt , the radius sweeps out an angle θ at the centre



Angular velocity (ω)

This is the rate of change of the angle for a body moving in a circular path.

Mathematically ω

For large angles and big time intervals.

Angular velocity is measured in radians per second (rads^{-1})

2. Linear speed (v)

If the distance of the arc AB is, s and the speed is constant then velocity.

<p>equation</p> <p>—</p> <p>—units are ms^{-1}</p>	<p>Where $\quad =$</p> <p>—</p>	<p>But the</p> <div style="border: 1px solid black; width: 50px; height: 15px; margin: 0 auto;"></div>
--	--	--

But \quad

3 \quad rads

Definition

Velocity is the rate of change of displacement for a body moving a round a circular path about a fixed point or centre.

Period T

This is the time taken for the body to describe one complete are revolution

T _____

T ____
But

_____ T
_____ units seconds.

Period is independent of the radius and it's constant.

4. Acceleration

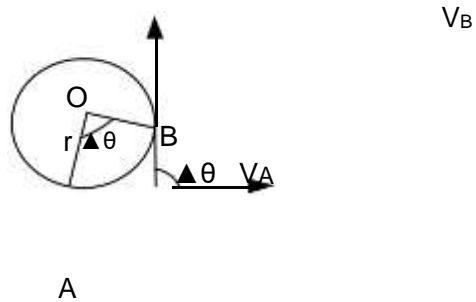
Centripetal acceleration is defined as the rate of change of velocity of a body moving in a circular path and is always directed towards the centre.

7.1.0: Derivation of _____
Question:

Show that the acceleration of a body moving round a circular path with speed is given by where r is the radius of the path.

Solution

Consider a body of mass m moving around a circular path of radius r with uniform angular velocity and speed V. If initially the body is at point A moving with velocity V_A and after a small time interval t, the body is at point B where its velocity is V_B with the radius having moved an angle

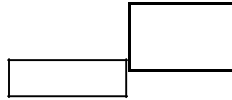


- ❖ Change in velocity parallel to OA sin
- ❖ Change in velocity perpendicular to OA cos
- ❖ If A is close to B so that for small angles and sin

Acceleration, a _____

but = _____

also $v r$



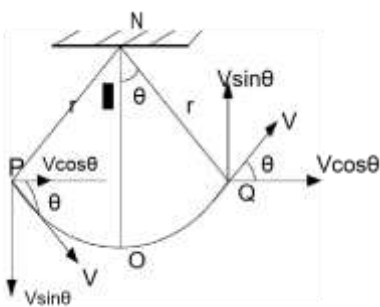
also _



Question

A volume of mass m is oscillated from a fixed point by a string of length r with a constant speed V .

Shows that the acceleration of the body is ___ and directed towards the centre.




Acceleration a _____
Horizontal component

 0, the body does not
 accelerate
 horizontally.
Vertical component

 _____(1)
 but time $(t) =$ _____

 where $360 = 2\pi$ rads

 put into equation (1)
 $a_y =$ _____

 $a_y =$ _____
 for small angle $\sin\theta$
 $a_y =$ _____


$t =$

EXAMPLE

1. A particle moves along a circular path of radius 3.0m with an angular velocity of 20 rad s⁻¹ calculate;
- a) The linear speed of the particle
 - b) Angular velocity in revolutions per second
 - c) Time for one revolution
 - d) The centripetal acceleration

Solution

r=3m ω=20 rads⁻¹
 Linear speed v = ωr

ω = 2πf

T = 1/f

d) Acceleration a =

$\frac{20 \times 3}{60} = 1 \text{ ms}^{-2}$

f = 3.18

f = 3.18

revolutions per second

a = 1

b) Angular velocity in revolutions per second
 c) Time for one revolution (T) = 1/f = 0.31 second

T = 0.31 second

2. A body is fixed on the string and whirled in a circle of radius 10cm. If the period is 5s. find
- i) The angular velocity
 - ii) The speed of the body in the circle
 - iii) The acceleration of the body
 - iv) The frequency

Solution

i) ω = 2π/T

ω = 1.26 rads⁻¹

a = 0.169 ms⁻²

its whirled in a circle

r = 0.1

iv) f = 1/T = 0.2 Hz

(θ = 360° = 2π rad)

=

v = 0.13 ms⁻¹

iii) a = ω²r

f = 0.2 Hz

= 0.169

a = (1.26)² × 0.1

EXERCISE 18

A particle of mass 0.2kg moves in a circular path with an angular velocity of 5 rads^{-1} under the action of a centripetal force of 4N. What is the radius of the particle. **An(0.8m).**

What force is required to cause a body of mass 3g to move in a circle of radius 2m at a constant rate of 4 revolutions per second. **An(3.8N)**

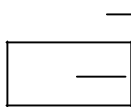
7.1.1: CENTRIPETAL AND CENTRIFUGAL FORCES

If a body is moving in a circle, it will experience an initial outward force called **centrifugal force**. These forces always act away from the center and are perpendicular to the direction of motion. In order for the body to continue moving in a circle without falling off, there must be an equal and opposite force to the centrifugal force. This force which counter balances the centrifugal force is called the **centripetal force** and always acts towards the center of the motion.

Definition

Centripetal force is a force which keeps a body moving in a circular path and is directed towards the center of the circular path.

If the mass of the body is m then the centripetal force ma



But $a =$

This is the expression for the centripetal force Or

Question

Explain why there must be a force acting on a particle which is moving with uniform speed in a circular path. Write down an expression for its magnitude.

Solution

If a body is moving along circular path, there must be a force acting on it, for if there were not, it would move in a straight line in accordance with Newton's first law. Furthermore, since a body is moving with a constant speed, this force cannot at any stage have a component in direction of motion of a body. For it did, it would increase or decrease the speed of the body. The force on the body must therefore be perpendicular to direction of motion and directed towards the center.

7.1.2: Examples of centripetal forces

A car moving around a circular track: For a car negotiating a corner or moving on a circular path, the frictional force between the wheels and the surface provides the necessary centripetal force required to keep it on the track.

A car moving on banked track:

For a banked track, the centripetal force is provided by the frictional force and the horizontal components of the normal reaction.

a) **Tension on the string keeping a whirling body in a vertical circle.** The tension force in the string provides the necessary centripetal force

For the conical pendulum, the horizontal component of the tension in the string provides the necessary centripetal force

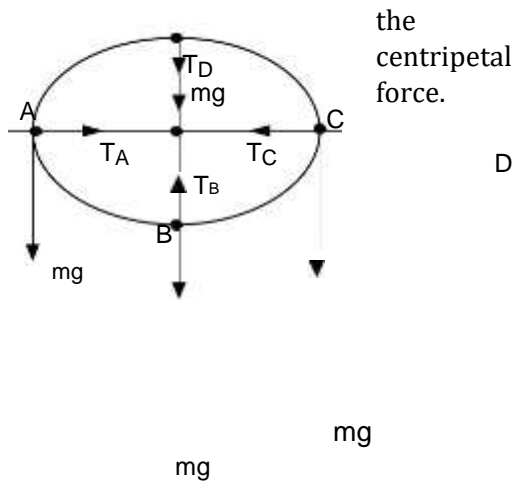
Gravitational force on planets

For a planet orbiting round the sun or satellite revolving about the earth, the gravitational force between the two bodies provides the necessary centripetal force required to keep the satellite in the orbit.

Electrostatics force on the electrons

For electrons moving round the nucleus, the electrostatics force provides the necessary centripetal force.

7.1.3: Motion in a vertical cycle Consider a body of mass m attached to a string of length r and whirled in a vertical circle with a constant speed V . If there is no air resistance to the motion, then the net force towards the centre is



Note

At point A: _____ (2)

At point B: _____ mg - - _____ (3)

At point C: _____ (4) _____

At point D: _____ mg ---- _____ (5)

The maximum tension in the vertical circle is experienced at B

$T_{max} = \text{_____} + mg$

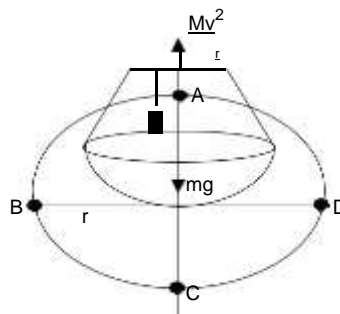
The minimum tension is experienced on the top of the circle at point D

$T_{min} = \text{_____} - mg$

If the speed of whirling is increased the string will most likely break at the bottom of the circle. Motion is tangential to the circle and when string breaks the mass will fly in a parabolic path.

Question

Explain why a bucket full of water can be swung round a vertical circle without spilling. **Solution**

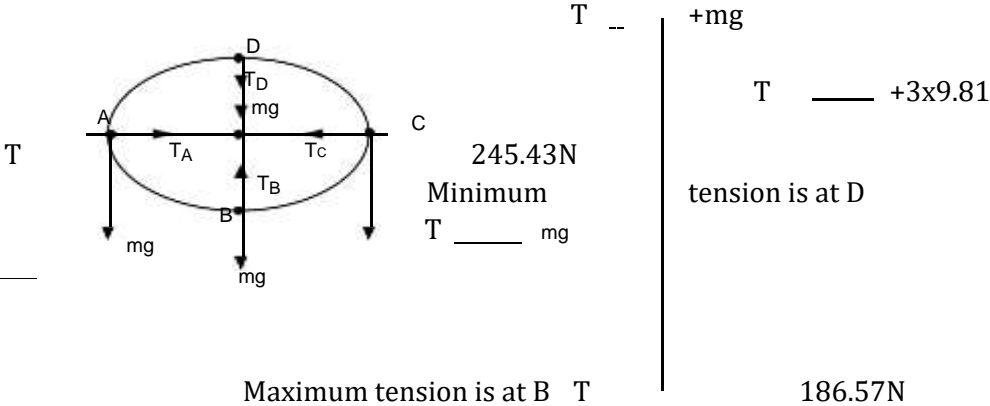


The water will only stay in the bucket if $mg < \dots$. Consider a bucket at the top of the circle, if the weight, $mg < \dots$, the normal reaction force N at the bottom of the bucket on the water provides the rest of the force on the bucket required to maintain the water in the circular path and therefore the

water will not spill. However if the bucket is swung slowly then Mg and the un used part of the weight causes the water to leave the bucket

Examples

1. An object of mass 3kg is whirled in a vertical circle of radius 2m with a constant speed of 12ms⁻¹, calculate the maximum and minimum tension in the string **Solution**



A stone of mass 800g is attached to string of length 60cm which has a breaking tension of 20N. The string is whirled in a vertical circle the axis of rotation at a height of 100cm from the ground.

What is the angular velocity where the string is most likely to break?
How long will it take before the stone hits the ground?

Solution

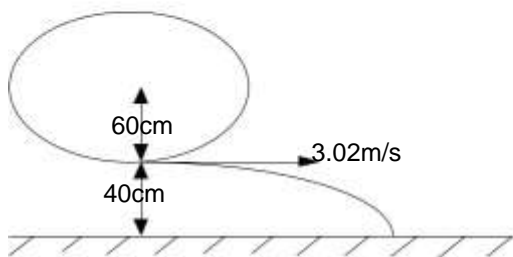
$$\frac{1}{2} \times 9.81 t^2 \qquad t = 0.286s \qquad \frac{1}{2} g t^2 \text{ (below the point of projection)} \qquad \frac{1}{2} \times 9.81 t^2$$

i) The string breaks when

$$T = mg$$

s-1

$$\omega = 5.03 \text{ rads}^{-1}$$

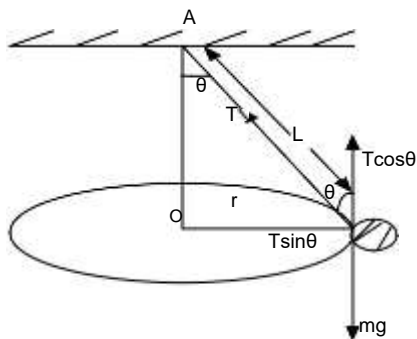


But

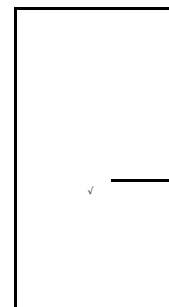
= iii) Horizontal range
ii)

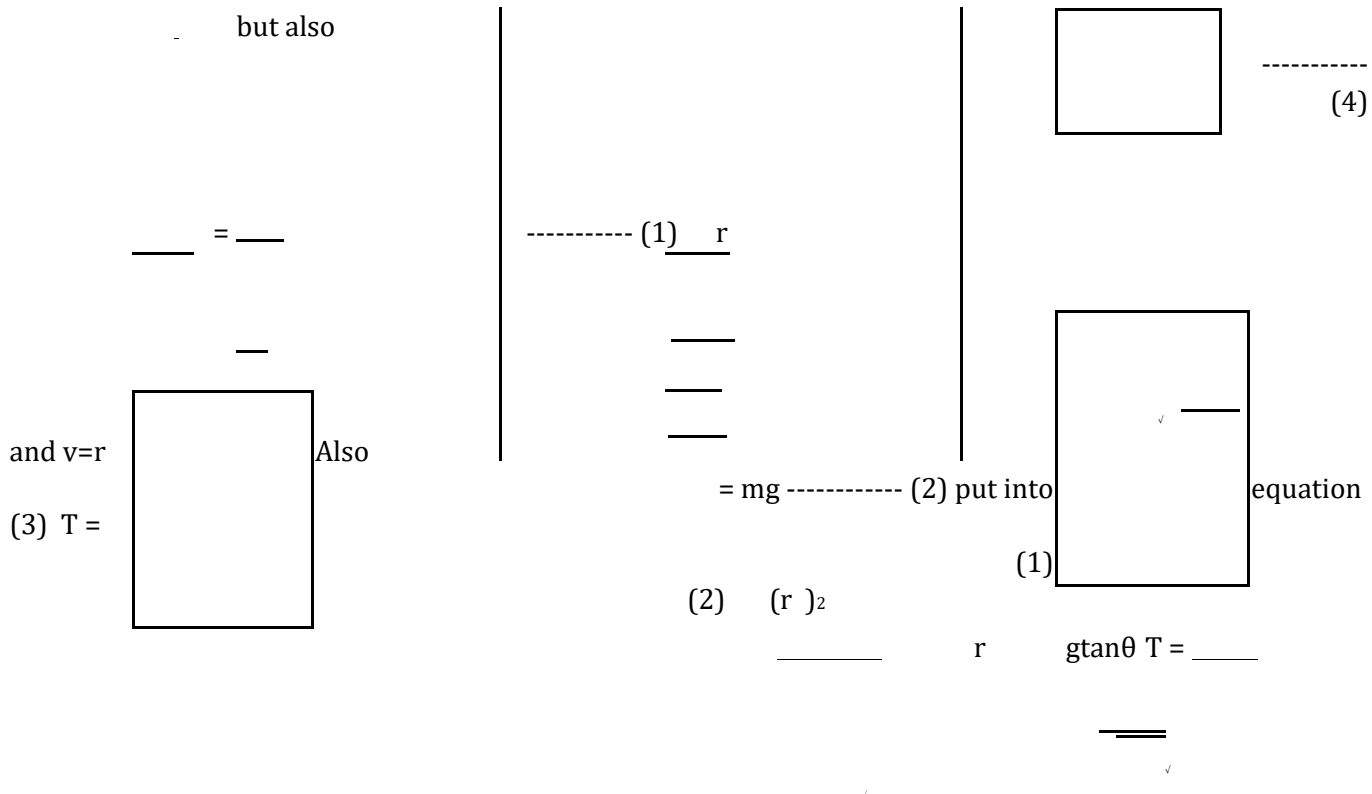
7.1.4: MOTION IN A HORIZONTAL CIRCLE [CONICAL PENDULUM]

Consider a body of mass m tied to a string of length L whirled in a horizontal circle of radius r at a constant speed V



If the string is fixed at A and the centre O of the circle is directly below A, the horizontal components of the tension provides the necessary centripetal force.





But /

----- (3)

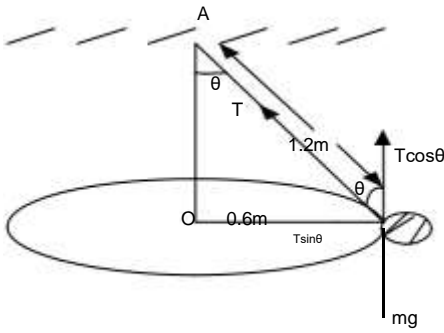
$2 =$

Example

A stone 0.5kg is tied to one end of a string 1.2m long and whirled in a horizontal circle of diameter 1.2m. Calculate;

- The length in the string
- The angular velocity
- The period of motion

Solution



Resolving vertically
put into: (1) $T \cos 30 = 0.5 \times 9.81$

But $\theta = 30^\circ$

$T = 5.60 \text{ N}$

0

$= 3.07 \text{ rads}^{-1}$

ii) Angular velocity

iii) Period, $T = \dots$

$\sqrt{T} =$

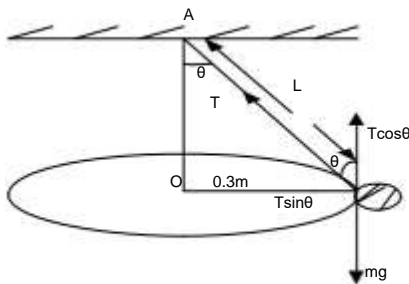
$T = 2.05 \text{ s}$

A body of mass 4kg is moving with a uniform speed 5 ms^{-1} in a horizontal circle of radius 0.3m, find:

The angle the string makes with the vertical

The tension on the string

Solution



Resolving horizontally

Resolving vertically [1]

[1] [2]

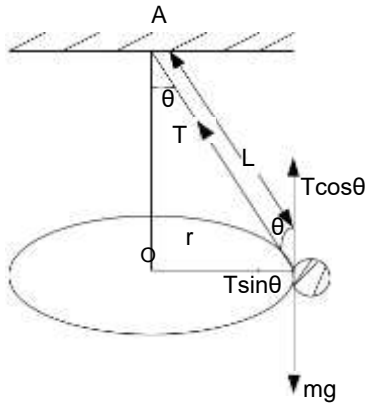
ii) Tension T $\theta = 83.3^\circ$

The period of oscillation of a conical pendulum is 2s. If the string makes an angle of 60° with the vertical at the point of suspension, Calculate;

The length of the string

the

Solution



$\theta = 60^\circ$ $\sin 60^\circ = \dots$ (1)
Also resolving vertically

Resolving horizontal

$r g \tan 60^\circ \dots \dots \dots (2)$

$T = \dots$
Put into equation (2)

$(3.14r)^2 = r g \tan 60^\circ$

$r = \dots$

\dots
 5.4 ms^{-1} put into
 $r = L \sin 60^\circ$
 $= l \sin 60^\circ$

The velocity of

mass

1.986 m
 $\sqrt{\dots} = \text{OR}$

$L = \dots$
 $L = \dots$

Also $T =$

$T = 3.14 \text{ rads}^{-1}$

$l = 1.986 \text{ m}$

But $v = r \omega$

$V = 3.14 r$

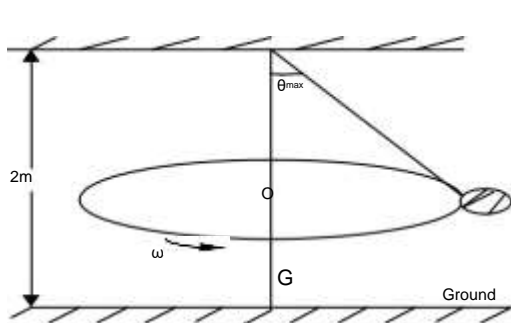
$V^2 = r g \tan 60^\circ$

$\times L \sin \theta$

$1.986 x$

equation (1)

Stone of mass 0.5kg is tied to one end of the string 1m long. The point of suspension of the string is 2m above the ground. The stone is whirled in the horizontal circle with increasing angular velocity. The string will break when the tension in it is 12.5N and the angle θ is to the maximum (θ_{max}) as shown in the figure below;



A

Calculate the angle θ_{max}

Calculate the angular velocity of the stone when the string breaks

How far from the point G on the ground will the stone hit the ground

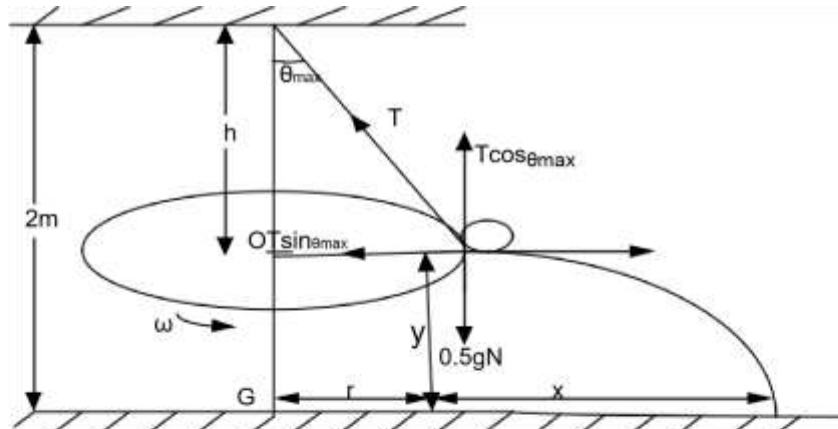
What will be the speed of the stone when it hits the ground

Solution

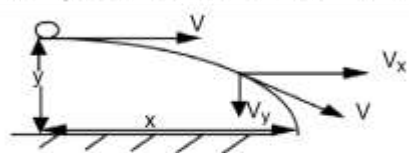
A

V_x

V_R



Resolving vertically
 $T \cos \theta_{\max} = 0.5gN$
 $\cos \theta_{\max} = \frac{0.5g}{T}$
 $\theta_{\max} = 66.9^\circ$
 Resolving horizontally
 $T \sin \theta = \frac{mv^2}{r}$
 Also $\sin \theta = \frac{y}{h}$
 $T = \frac{mv^2}{r \sin \theta}$
 But $\frac{m}{2} = 0.5$
 $12.5 = \frac{0.5 v^2}{r}$
 $v^2 = 25r$
 $v = 5 \text{ rads}^{-1}$
 $\cos \theta_{\max} = \frac{0.5g}{T}$



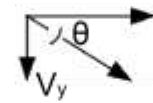
Using $y = ut \sin \theta - \frac{1}{2} g t^2$
 below the point of projection

Horizontal distance

but $v = 0.57$

where $\theta = 66.9^\circ$

$G = 3.54m$



is constant $v \cos \theta$

$$0.57 \times 5 \times \sin 66.9 = 4.599 \text{ ms}^{-1}$$

$$= \sqrt{\dots}$$

$$V_R = 7.24 \text{ ms}^{-1}$$

$\theta = \tan^{-1} \frac{v_y}{v_x}$
 The speed as it hits the ground is 7.24 ms^{-1} .

EXERCISE 19

A body of mass 20kg is whirled in a horizontal circle using an inelastic string which has a breaking force of 400N. If the breaking speed is at 9 ms^{-1} . Calculate the angle which the string makes with the horizontal at the point of breaking. **An($\theta = 29.3^\circ$).**

A particle of mass 0.2kg is attached to one end of a light inextensible string of length 50cm. The particle moves in a horizontal circle with an angular velocity of 5.0 rads^{-1} with the string inclined at θ to the vertical. Find the value of θ . **An(37°)**

A particle of mass 0.25kg is attached to one end of a light in extensible string of length 3.0m. The particle moves in a horizontal circle and the string sweeps out the surface of a cone. The

maximum tension that the string can sustain is 12N. Find the maximum angular velocity of the particle. **An[4rads⁻¹].**

A particle of mass 0.30kg moves with an angular velocity of 10rads⁻¹ in a horizontal circle of radius 20cm inside a smooth hemispherical bowl. Find the reaction of the bowl on the particle and the radius of the bowl. **An[6.7N, 22cm]**

A child of mass 20kg sits on a stool tied to the end of an inextensible string 5m long, the other end of the string being tied to a fixed point. The child is whirled in a horizontal circle of radius 3m with a child not touching ground.

Draw a diagram to show the forces acting on the child

Calculate the tension on the string

Calculate the speed of the child as it moves around the circle. **An[245.25N, 4.695ms⁻¹]**

7.1.5: MOTION OF A CAR ROUND A FLAT CIRCULAR TRACK [NEGOTIATING A BEND]

Consider a car of mass m moving round a circular horizontal arc of radius r with a speed v

A) Skidding of the car

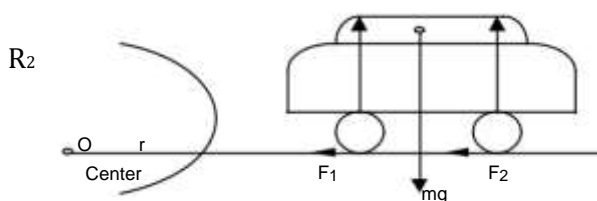
Skidding is the failure of a vehicle to negotiate a curve as a result of having a centripetal force less than the centrifugal force and the car goes off the track or moves away from the centre of the circle.

Consider a car of mass m taking a flat curve of radius r at a speed v . F_1 and F_2 are the frictional forces due to the inner tyre and outer tyre respectively.

g

— or rg

The maximum speed with which no skidding occurs is given by



— R_1 R_2 $R_1 + R_2$

$$(R_1 + R_2) \dots\dots\dots (3)$$

Put equation (1) into equation (3)

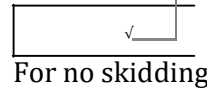
mg

R_1 and R_2 are the normal reactions due to inner and outer tyres respectively.

Resolving vertically : $R_1 + R_2 = mg$ ----- (1)

Resolving Horizontally: $F_1 + F_2 = \frac{mv^2}{r}$ ----- (2)

The frictional forces F_1 and F_2 provide the necessary centripetal force But $F_1 = \mu R_1$, $F_2 = \mu R_2$



For no skidding

or

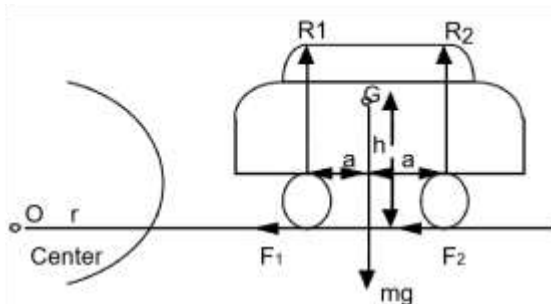
Conditions for no skidding/side slips

For a car to go round a bend successfully without skidding then:

- 1- The speed should not exceed $v = \sqrt{\mu rg}$ or $v < \sqrt{\mu rg}$
- 2- The radius of the bend should be made big
- 3- Coefficient of friction should be increased
- 4- Centre of gravity should be low

B) Overturning/toppling of a car

Consider a car of mass m moving around a horizontal (flat) circular bend of radius r at speed v . let the height of the centre of gravity above the track be " h " and the distance between the wheels be " $2a$ ".



Resolving vertically : $R_1 + R_2 = mg$ ----- (1)

Resolving Horizontally : $F_1 + F_2 = \frac{mv^2}{r}$ ----- (2)

Taking moments about G
Clockwise moments = anticlockwise moments

$\frac{R_2 \cdot 2a}{h} = \frac{mv^2}{r}$ ----- (3)

Put equation 2 into equation 3

$\frac{R_2 \cdot 2a}{h} = \frac{mv^2}{r}$ ----- (4)

Equation 1 Equation 4

=0, the car just about to overturn

— —

(5)

Note is the reaction of the inner tyre

When $R_1 > 0$: The wheels in the inner side of the curve is in contact with the ground

When $R_1 = 0$: The wheels in the inner side of the curve are at the point of losing contact with

the ground

When $R_1 < 0$: The inner wheels have lost contact with the ground and the vehicle has overturned

For no toppling or no overturning

$\frac{mv^2}{r} \leq mg$

or

$v \leq \sqrt{rg}$

Ways prevent toppling/overturning

i) Reduce the speed when negotiating a corner ($v < \sqrt{rg}$)

ii) Increase radius of a corner ($r > \frac{v^2}{g}$)

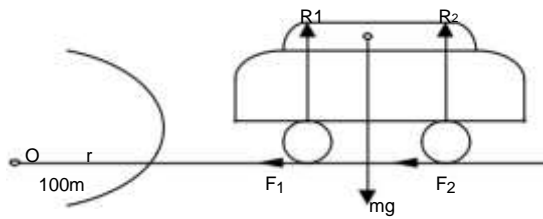
iii) The distance between the tyres should be made big ($a > \frac{v^2}{g}$) iv) Reduce distance from the ground to the centre of gravity (h) or C.O.G of the car should be low (h)

EXAMPLE

A car of mass 1000kg goes round a bend of radius 100m at a speed of 50km/hr without skidding. Determine the coefficient of friction between the tyres and the road surface

()

Solution



Resolving vertically : ----- (1)

Resolving Horizontally : -----

() -----[2]

Put equation (1) and equation 2

mg -----

=0.1965

7.1.6: MOTION OF A CAR ON A BANKED TRACK

Definition

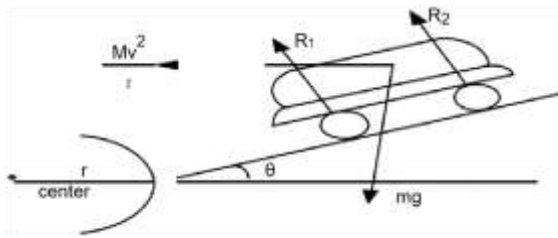
Banking a track is the raising of the outer part of the bend (corner) slightly above the inner part so as to ensure that only the horizontal component of normal reaction contributes towards the centripetal force.

Banking also enables the car to go round a bend at a higher speed for the same radius compared to a flat track.

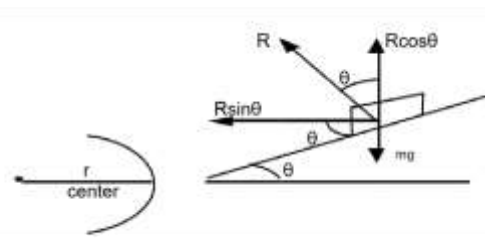
A) NO SIDE SLIPP [No frictional force]

Consider a car of mass m negotiating a banked track at a speed v and radius of the bend is r .

The car may be taken as a particle on the incline



Resolving vertically : ----- (1)
 Resolving horizontally : -----(2)
 Equation 2



$\tan \theta = \frac{v^2}{rg}$

θ is the angle of banking and v is the designed speed of the banked track.

Examples

A racing car of mass 1000kg moves around a banked track at a constant speed of 108km/hr, the radius of the track is 100m. Calculate the angle of banking and the total reaction at the tyres.

Solution

Resolving vertically:
 $R \cos \theta = mg$
 $R = \frac{mg}{\cos \theta}$
 $\tan \theta = \frac{v^2}{rg}$
 $\theta = \arctan \left(\frac{v^2}{rg} \right) = \arctan(2.5)$

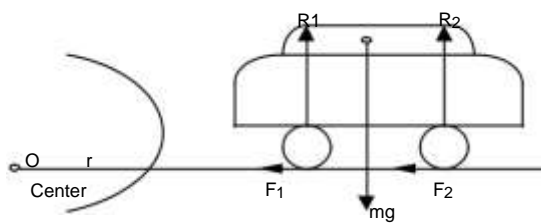
R 13305N

Exercise 20

A road banked at 10° goes round a bend of radius 70m. At what speed can a car travel round the bend without tending to side slip. **An[11ms⁻¹]**

Question:

Explain why a car travels at a higher speed round a banked track without skidding unlike the flat tracks of the same radius. **Solution**

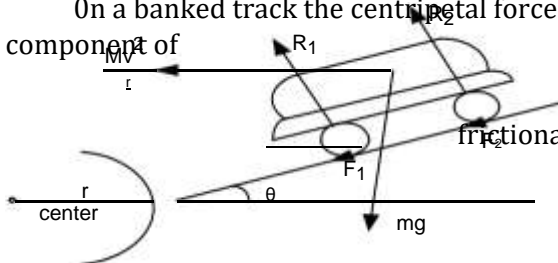


Along a circular arc on a horizontal road the frictional force provides the centripetal force

$F = \frac{mv^2}{r}$

At a higher speed, the frictional force is not sufficient enough to provide the necessary centripetal force and skidding would occur.

On a banked track the centripetal force is component of



provided by both the horizontal

normal reaction R and component of the

For

therefore

This is enough to keep the car on the track even at high speed.

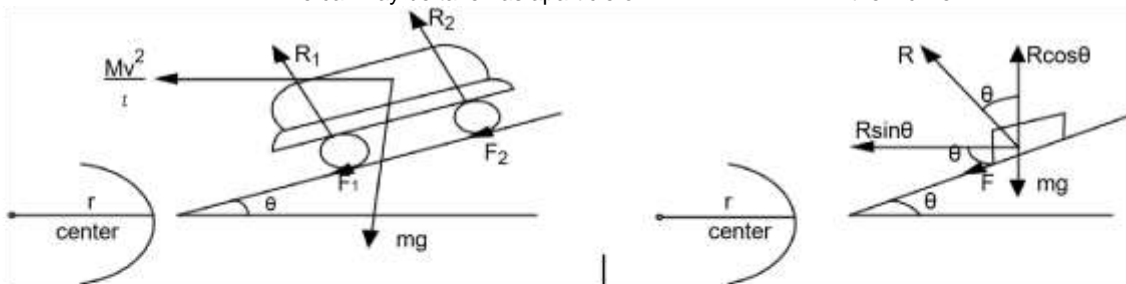
B) FOR SKIDDING/SLIDE SLIPP

The frictional force must be there whose direction depends on the speed of the car.

i) MAXIMUM SPEED/GREATEST SPEED

If the car is moving at speed v , greater than the designed speed v , the force $R\sin\theta$ is enough to provide the necessary centripetal force. The car will tend to slid outwards from the circular path, the frictional force would therefore oppose their tendency up to the maximum value .

The car may be taken as a particle on the incline



Resolving vertically :

$$R \cos \theta + F \sin \theta = mg \quad \text{----- (1)}$$

Resolving horizontally:

$$R \sin \theta - F \cos \theta = \frac{Mv^2}{r} \quad \text{----- (2)}$$

Divide equation 2 by 1

$$\frac{R \sin \theta - F \cos \theta}{R \cos \theta + F \sin \theta} = \frac{Mv^2}{r} \cdot \frac{1}{mg}$$

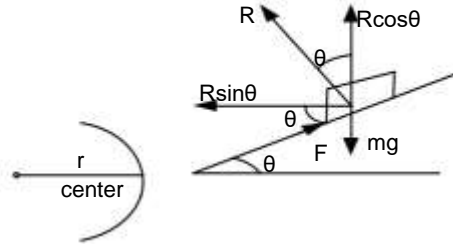
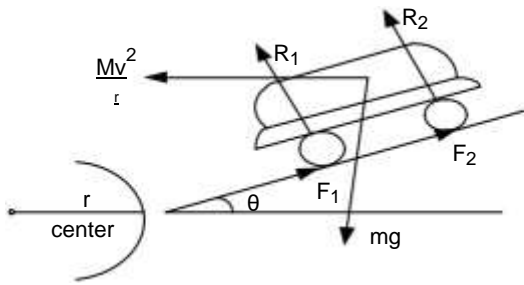
Or divide the right hand side by $\cos\theta$

ii) MINIMUM SPEED/LEAST SPEED

If the speed v , is less than the designed speed v the component of the reaction produces an acceleration greater than the centripetal acceleration () which is required to keep the car on circular path.

The car tends to slip down the banked track and this tendency is opposed by the frictional force acting upwards.

The car may be taken as a particle on the incline



Resolving vertically :

$$(\cos \theta + \sin \theta) \dots\dots\dots (1)$$

Resolving horizontally:

$$= \dots\dots\dots (2)$$

Divide equation 2 by 1

Example

A car travels round a bend which is banked at 22° . If the radius of the curve is 62.5m and the coefficient of friction between the road surface and tyres of the car is 0.3, calculate the maximum and minimum speed at which the car can negotiate the bend without skidding.

Solution

$$\dots\dots\dots + \dots\dots\dots$$

$$[\dots\dots\dots]$$

22.15ms⁻¹

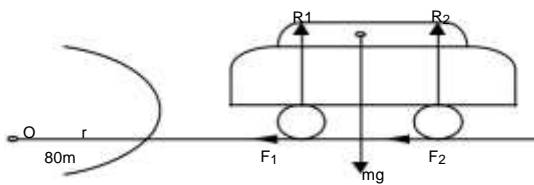
$$\dots\dots\dots - \dots\dots\dots$$

$$[\dots\dots\dots]$$

7.54ms⁻¹

On a level race track, a car just goes round a bend of radius 80m at a speed of 20ms⁻¹ without skidding. At what angle must the track be banked so that a speed of 30ms⁻¹ can just be reached without skidding, the coefficient of friction being the same in both cases. **Solution**

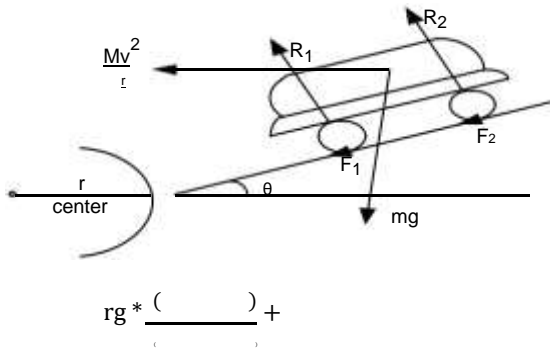
Case I: of a level track



For no skidding $V_{max} \dots\dots\dots$

$$20^2 = \dots\dots\dots$$

Case II: on a banked track



$$30^2 = \frac{v^2}{r} + \dots$$

$$\tan \dots = 1.1468 - 0.584868 \tan \dots$$

EXERCISE 21

A racing car of mass 2 tonnes is moving at a speed of 5ms⁻¹ round a circular path. If the radius of the track is 100m. calculate;

Angle of inclination of the track to the horizontal if the car does not tend to side slip

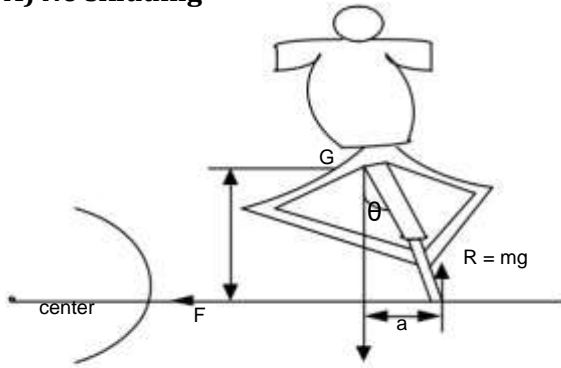
The reaction to the wheel if it's assumed to be normal to the track. **An [1.5°, 19606.7N]**

A car travels round a bend banked at an angle of 22.6°. if the radius of curvature of the bend is 62.5m and the coefficient of friction between the tyres of the car and the road surface is 0.3. Calculate the maximum and minimum speed at which the car negotiates the bend without skidding. **An [22.38ms⁻¹, 7.96ms⁻¹]**

7.1.7: MOTION OF A CYCLIST ROUND A BEND

A cyclist must bend towards the centre while travelling round the bend to avoid toppling. When the cyclist bends, the weight creates a couple which opposes the turning effect of the centrifugal forces. Consider the total mass of the cyclist and his bike to be m round the circle of radius r at a speed v.

A) No skidding



Resolving vertically: $R = mg$ ----- (1)

Resolving horizontal: $F = \frac{mv^2}{r}$

$$\frac{mv^2}{r} = mg \tan \theta \quad (2)$$

Put 1 into 2

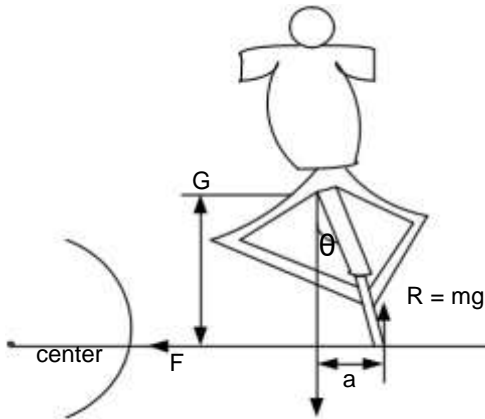
$$v^2 = rg \tan \theta$$

Vis the max speed at which a cyclist negotiates a bend of radius r without skidding

For no skidding
 $v^2 = rg \tan \theta$

B) No toppling/over turning

The force G has a moment about the centre of gravity $G(F.h)$ which tends to turn the rider out.



Taking moment about G

$$\frac{mv^2}{r} \cdot h = mg \cdot a$$

But $\tan \theta = \frac{a}{h}$

$$\tan \theta = \frac{v^2}{rg}$$

is

For no toppling the speed at which a cyclist can negotiate a corner without toppling

Why it is necessary for a bicycle rider moving round a circular path to lean towards a center of the path

When a rider moves round a circular path, the frictional force provides the centripetal force. The frictional force has a moment about the centre of gravity of the rider, the rider therefore tends to fall off from the centre of the path if this moment is not counter balanced. The rider therefore leans toward the center of the path so that his reaction provides a moment about the center of gravity, which counter balances the moment due to friction.

UNEB2014No1

(b) (i) Define angular velocity. (01mark)

(ii) satellite is revolving around the earth in a circular orbit at an altitude of h where the acceleration due to gravity is g . Assuming that the earth is spherical, calculate the period of the satellite. An[] (03marks)

UNEB2013No3

(b) Show that the centripetal acceleration of an object moving with constant speed, v , in a circle of

radius, r , is $\frac{v^2}{r}$ (04marks)

(c) A car of mass 1000kg moves round a banked track at a constant speed of 108km/h. Assuming the total reaction at the wheels is normal to the track, and the radius of curvature of the track is 100m, calculate the;

(i) Angle of inclination of the track to the horizontal. **An[42.5]** (04marks)

(ii) Reaction at the wheels **An[13305N]** (02marks)

UNEB 2012 No3

Explain what is meant by centripetal force (2mks)

i) Derive an expression for the centripetal force acting on a body of mass m moving in a circular path of radius r (6mrk)

ii) A body moving in a circular path of radius 0.5m makes 40 revolutions per second. Find the centripetal force if the mass is 1kg (3mk)

c) Explain the following;

i) a mass attached to a string rotating at a constant speed in a horizontal circle will fly off at a tangent if the string break (02mk)

a cosmonaut in a satellite which is in a free circular orbit around the earth experiences the sensation of weightlessness even though there is influence of gravitation field of the earth.

Solution

b) ii

$$f=40\text{revs}^{-1} \quad r=50\text{m} \quad m=1\text{kg} \quad F=m \cdot a_r$$

$$=2 \quad F=1(251.43)^2 \times 50$$

$$=251.43\text{rads}^{-1} \quad = 2 \times 40 \quad F=$$

- c) i) When a mass is whirled in a horizontal circle, the horizontal component of the tension ($T \cos \theta$) provides the necessary centripetal force which keeps the body moving in a circle without falling off. When the string breaks, the only force acting is the centrifugal force which acts away from the centre and perpendicular to the direction of motion and therefore the mass will fly off at a tangent.

UNEB 2011 No1

Define the following terms

Uniform acceleration (1mk)

Angular velocity (1mk)

- i) what is meant by banking of a track

- (ii) Derive an expression for the angle of banking
- θ
- for a car of mass,
- m
- moving at a speed,
- v
- around banked track of radius
- r
- . (4mk)

A bob of mass, m tied to an inelastic thread of length L and whirled with a constant speed in a vertical circle

With the aid of a sketch diagram, explain the variation of tension in the string along the circle (5mk)

If the string breaks at one point along the circle state the most likely position and explain the subsequent motion of the bob. [2mk]

UNEB 2007 No1

Explain why the maximum speed of a car on a banked road is higher than that on an unbanked road.

A small bob of mass 0.20kg is suspended by an inextensible string of length 0.8m. The bob is then rotated in a horizontal circle of radius 0.4m. find the

linear speed of the bob (3mk)

tension in the string (2mk)

UNEB 2005 No4

- a) i) Define angular velocity (1mk)

- ii) Derive an expression for the force
- F
- on a particle of mass
- m
- , moving with angular velocity
- ω
- in a circle of radius
- r
- .

A stone of mass 0.5kg is attached to a string of length 0.5m which will break if the tension in it exceeds 20N. The stone is whirled in a vertical circle, the axis of rotation being at a vertical height of 1m above the ground. The angular speed is gradually increased until the string breaks.

In what position is the string most likely to break? Explain.

At what angular speed will the string break **An [7.78rads⁻¹, 1.24m]**

Find the position where the stone hits the ground when the string breaks

Explain briefly the action of a centrifuge

Solution

Action of a centrifuge

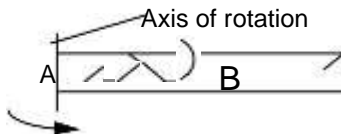
A centrifuge is used to separate substances of different densities e.g. milk and fat by whirling in a horizontal circle at a high speed. The mixture placed in a tube and the tube is rotated in a horizontal circle. The liquid pressure at the closed end B is more than that

that of higher density to move away from the centre when rotation stops, the tube is placed in a vertical position and the less dense substance comes to the top which are then separated from the mixture.

UNEB 2004 No2

a) Define the term angular velocity

(1mk)



119 at the open end A. this sets up a pressure gradient along the tube. This pressure gradient creates a large centripetal force that causes

matter of small density to move inwards while

b) A car of mass m , travels round a circular track of radius, r with a velocity v .

i) Sketch a diagram to show the forces acting on the car (2mks)

ii) Show that the car does not overturn if $v_2 < \frac{a}{h}g$, where a is the distance between the wheel, h is the height of the C.O.G above the ground and g is the acceleration due to gravity (5mk)

c) A pendulum of mass 0.2kg is attached to one end of an inelastic string of length 1.2m. the bob moves in a horizontal circle with the string inclined at 30° to the vertical . Calculate;

i) The tension in the string (2mk)

ii) The period of the motion **An[2.27N, 2.04s]** (4mk)

UNEB 2003 No2

a) Define the following terms

i) Angular velocity (1mk) ii) Centripetal acceleration (1mk)

b) i) Explain why a racing car travels faster on a banked track than one which is flat of the same radius of curvature. (4mk) ii) Derive an expression for the speed with which a car can

negotiate a bend on a banked track
without skidding

(3mk)

UNEB 2002 No1

- d) The period of oscillation of a conical pendulum is 2.0s. if the string makes an angle 60° to the vertical at the point of suspension, calculate the
- i) Vertical height of the point of suspension above the circle (3mk)
 - ii) Length of the string (1mk)
 - iii) Velocity of the mass attached to the string (3mk)

An[0.995m, 1.99m, 5.41ms⁻¹]

UNEB 2002 No2

- b i) Derive an expression for the speed of a body moving uniformly in a circular path (3mk)
- ii) Explain why a force is necessary to maintain a body moving with a constant speed in a circular path.
- c) A small mass attached to a string suspended from a fixed point moves in a circular path at a constant speed in a horizontal plane.
 - i) Draw a diagram showing the forces acting on the mass (1mk)
 - ii) Derive an equation showing how the angle of inclination of the string depend on the speed of the mass and the radius of the circular path (3mk).



CHAPTER 8: GRAVITATION

Gravitation deals with motion of planets in a gravitational field. This motion is governed by laws among which are Kepler’s laws of gravitation and Newton’s laws of gravitation.

8.1.0: KEPLER’S LAWS OF GRAVITATION

Law I: Planets describe elliptical orbit with the sun at one focus

Law II: The imaginary line joining the sun and a planet sweeps out equal areas in equal time intervals

Law III: The squares of the periods of revolution of a planet about the sun is directly proportional to the cube of the mean distance from the sun to the planet. ie $T^2 \propto r^3$

8.1.1: NEWTON’S LAWS OF GRAVITATION

It states that: the force of attraction between two bodies in the universe is directly proportional to the product of their masses and inversely proportional to the square of the distance between them.

i.e. $F \propto m_1 m_2$ -----

(1) $F \propto \frac{1}{r^2}$ -----

----- (2)

Combining 1 and 2

$$F = \frac{G m_1 m_2}{r^2}$$

F

G is the gravitational constant

$$G = 6.67 \times 10^{-11} \text{ Nm}^2 \text{ kg}^{-2}$$

This law is sometimes called the inverse square law of gravitation.

8.1.2: DIMENSION OF G AND ITS UNITS

From $F = \frac{GMm}{r^2}$

$$G = \frac{Fr^2}{Mm}$$

$$[G] = \frac{[F][r]^2}{[M][m]}$$

$$[G] = \frac{[ML^{-1}T^{-2}][L]^2}{[M][M]}$$

$$[G] = \text{Nm}^2 \text{ kg}^{-2}$$

Units of $G = \text{kg}^{-1} \text{ m}^3 \text{ s}^{-2}$ or $\text{Nm}^2 \text{ kg}^{-2}$

8.1.3: VERIFICATION OF KEPLER'S 3RD LAW

Consider a planet of mass m_p above the sun of m_s . If the distance separating the planet and the sun is r .



The force which keeps the planet moving around the sun is represented by;

planet moving around the sun is

But

$$F = \frac{GMm}{r^2} \quad \text{---(1)}$$

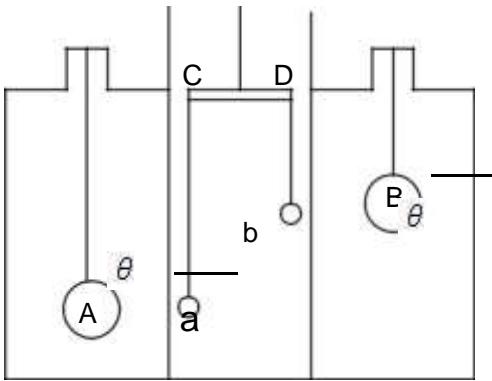
From Newton's law of gravitation

$$F = \frac{GMm}{r^2} \quad \text{---(2)}$$

For the planet moving round a sun, the centripetal force required to keep it in motion should be provided by the gravitational force of attraction between the planet and the sun.

Since G is a constant

$$m_p r = \frac{GMm}{v^2}$$



8.1.4: EXPERIMENTAL MEASURE OF G

A, B- lead spheres

Note

❖ Then torque of couple on CD = $k\theta$. But torque of couple = $k\theta$. When A, B are brought near a, b respectively because of the attraction between the masses, two equal but opposite forces act on CD. The two forces form a couple and CD is deflected and the angle of deflection θ is measured by a lamp and scale method by light reflected from

CD.

The distance d between a, A and b, B when the deflection is θ , is measured. Then masses m, M of a and A respectively are measured

$$G = \frac{k\theta}{mM d^2}$$

Where k is torsional constant

CD- highly polished bar
a, b -gold balls

The high sensitivity of the quartz fibres enables the small deflection to be big enough to be measured accurately. The small size of the apparatus allowed it to be screened considerably from air convection currents.

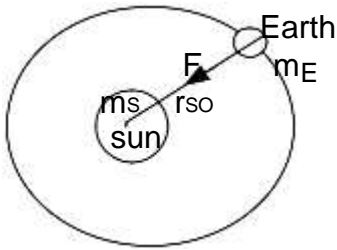
The constant k can be determined by allowing CD to oscillate through small angle and then observing its period of oscillation 'T' which was of the order of 3 minutes. If I is the known moment of inertia of the system about the torsion wire

$$k = \frac{4\pi^2 I}{T^2}$$



8.1.5: MASS OF THE SUN

The mass of the sun can be estimated by considering the motion of the earth round the sun in an orbit of radius $1.5 \times 10^{11} \text{m}$.



Centripetal force: $F = m_E \frac{v^2}{r_{so}}$ ----- (1)

$T = 1 \text{ yr } 365 \text{ days} = 365 \times 24 \times 60 \times 60 \text{ s}$

Force of attraction: $F = \frac{G m_s m_E}{r_{so}^2}$ ----- (2)

Force of attraction = Centripetal force

2.0

$\frac{G m_s m_E}{r_{so}^2} = m_E \frac{v^2}{r_{so}}$

But

r_{so} is radius of the orbit of the earth around the

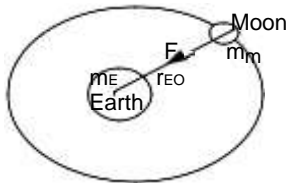
$r_{so} = 1.5 \times 10^{11} \text{ m}$

$G = 6.67 \times 10^{-11} \text{ Nm}^{-2} \text{ kg}^{-2}$

$r_{so} = 1.5 \times 10^{11} \text{ m}$

8.1.6: MASS OF THE EARTH

The mass of the earth can be estimated by considering the motion of the moon round the earth in an orbit of radius $4 \times 10^8 \text{ m}$



Centripetal force: $F = m_m \frac{v^2}{r_{Eo}}$ ----- (1)

Force of attraction: $F = \frac{G m_E m_m}{r_{Eo}^2}$ ----- (2)

Force of attraction = Centripetal force

$\frac{G m_E m_m}{r_{Eo}^2} = m_m \frac{v^2}{r_{Eo}}$

r_{Eo} is the radius of the orbit of the moon about the earth.

$r_{Eo} = 4 \times 10^8 \text{ m}$

$G = 6.67 \times 10^{-11}$

$T = 1 \text{ month} = 30 \text{ days}$

$= 5.6 \times 10^{24}$

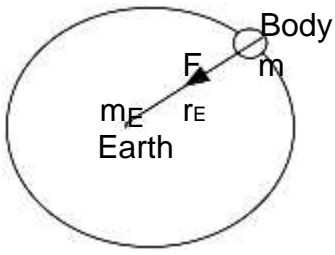
$= 30 \times 24 \times 60 \times 60$

force 24 kg

But

8.1.8: RELATION BETWEEN G AND g

Consider a body of mass m placed on the earth's surface of radius r_E where the acceleration due to gravity is



Force of attraction F

If the body is

Equating

on the earth's surface then it experiences a gravitational pull

$$F = mg \quad (2)$$

equation 1 and 2

$$\boxed{} = mg$$

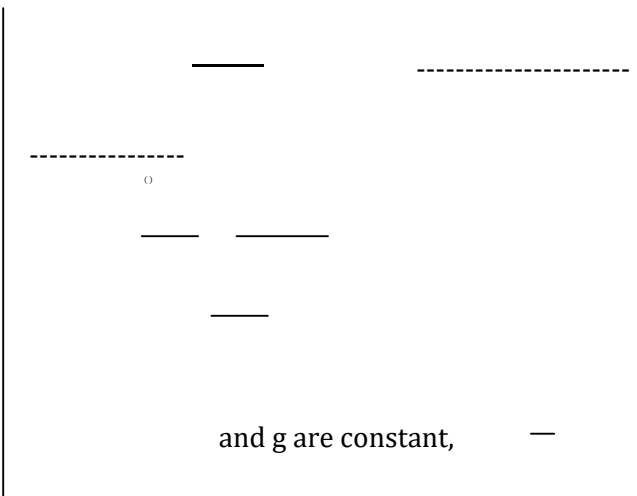
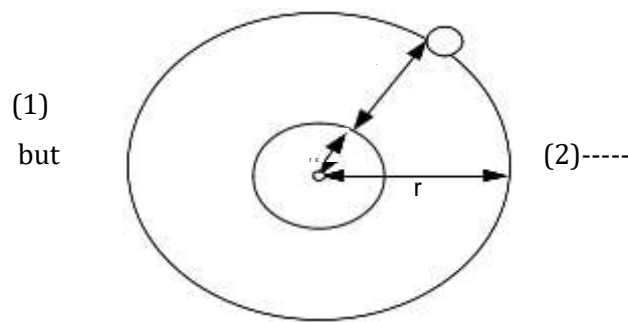
Where r_E is the radius of earth where $r_E = 6.4 \times 10^6 \text{ m}$

Differences between G and g

G	g
$M^{-1} L^{-2} T^2$	$L T^{-2}$
Units are $m kg^{-1} s^2$ or $Nm kg^{-1}$	Units are ms^{-2}
Occurs due to forces of attraction between two bodies	Acts on only one body
8.1.9: Does not vary with attitude	Varies with attitude

VARIATION OF g OF A BODY DURING FREE FALL

Variation of g with height above the earth's surface



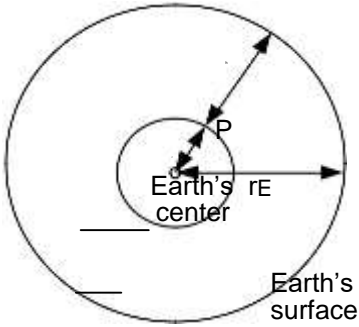
(1)
but

Since

An object of mass m placed at a height h , above the surface of the earth where acceleration due to gravity is g_1 . At a height h the gravitational force of attraction between the object and the earth is equal to the weight of the object.

Therefore for a point above the earth the surface of the earth where acceleration due to gravity varies inversely as the square of the distance r from the centre of the earth.

2. Variation of g with depth below the earth surface



Consider the earth to be a uniform sphere of uniform density. Suppose a body at a point h

meters from the surface of the earth measured towards the centre of the earth.

When the object is on the surface of the earth .

$$\dots\dots\dots (1)$$

$$\dots\dots\dots \text{ at p } \dots\dots\dots \dots\dots\dots (2)$$

Where M is the effective mass of that part of the earth which has a radius of r

Equation 2 divided by 1

$$\frac{\dots\dots\dots}{\dots\dots\dots} = \dots\dots\dots (3)$$

For masses of uniform spheres are proportional to the cube of their radii

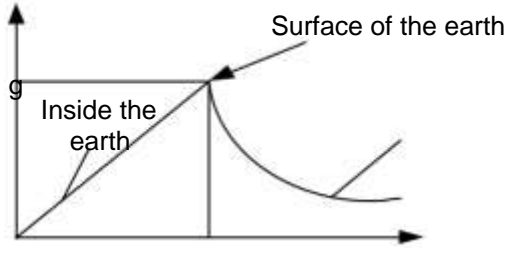
i.e. $M \propto r^3$ and $V \propto r^3$

$$\dots\dots\dots$$

$$\dots\dots\dots$$

for a point inside the earth

Graph of variation of acceleration of free fall from the centre of the earth



Above the surface of the earth

0 r_E r

For points above the earth, the gravitational force obeys the inverse square law while for points inside the earth, g is proportional to the distance from the centre.

Variation of acceleration due to gravity with location on the surface of the earth

The earth is ellipsoidal with the equatorial radius being greater than the polar radius. At the equator body is less attracted towards the earth than at the poles : $g_{\text{equatorial}} < g_{\text{polar}}$

The earth rotates about its polar axis, so a body at the poles is practically stationary while towards the equator experiences a centripetal force $m\omega^2 r$ where r is the equatorial radius.

$$m r = m g_{\text{polar}} - m g_{\text{equatorial}}$$

Examples

1. A body has a weight of 10N on the earth. What will its weight be on the moon if the ratio of the moon's mass to the earth's mass is 1.2×10^{-2} and the ratio of the moon's radius to that of the earth is 0.27?

Solution

Consider the body on the surface

$$W = mg \quad \text{--- (2)}$$

$$10 = m \times 9.81 \quad \text{--- (1)}$$

eqn 2 / eqn 1

$$\frac{10}{m \times 9.81} = \frac{m \times 1.614}{m}$$

$$10 = m \times 9.81$$

$$m = 1.0194 \text{ kg}$$

$$= 1.2 \times 10^{-2} \text{ and}$$

$$w_1 = mg_1$$

$$= 1.0194 \times 1.614$$

$$w_1 = 1.646 \text{ N}$$

w_1

Alternatively

_____ (1)

2. The acceleration due to gravity on the surface of mars is about 0.4times the acceleration due to gravity on the surface of the earth. How much would a body weigh on the surface of mars if it weighs 800N on the earth's surface .

Solution $W_m=0.4mg$		since $mg=800N$
$W_m=mg^{-1}$ $W_m=0.4 \times 800$		
But $g_1=0.4g$ $W_m=320N$		
$W_m=mx0.4g$		

8.2.0: MOTION OF SATELLITE

A satellite is a small body that moves in space round a planet

There are two types of satellite

- 1- Natural satellites eg moon
- 2- Artificial satellites eg Canal France International (CFI)

Artificial satellites are man made called space crafts/ space stations placed in orbits about the earth, moon or other planets for communication and scientific study purposes.

Artificial satellites are grouped into

Passive satellites, for these satellites, they simply reflect signals of the same strength from one point to another.

Active satellites, these satellites are able to amplify and retransmit signal that they pick from one point on the earth to another.

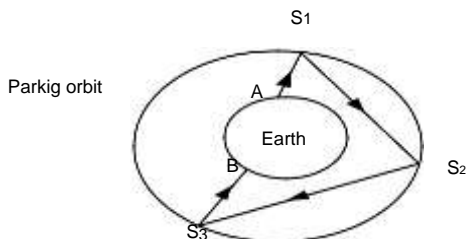
Satellites are initially fired from the earth into space with the help of a rocket. When a rocket reaches that particular height, a second phase of the launch is initiated where the satellite is fired horizontally into the orbit to start its circular motion and the rest of the rocket burns in space.

8.2.1: GEOSTATIONARY/SYNCHRONOUS ORBIT

These are communication satellites with orbital period of 24hrs and stays at the same point above the earth surface provided it is above the equator and its moving in the same direction as the earth is rotating.

Satellites of this type are used to relay television signals and telephone messages from one point on the earth surface to another eg synchrom2, synchrom3 and the early bird.

8.2.2: HOW COMMUNICATION IS DONE USING A SATELLITE



It is done by launching three or more geostationary communication satellites into space with help of a rocket.

Microwave signals are transmitted from a large steerable horn antennae A to the geostationary satellites S_1 . satellite S_1 has a number of aerials which receives them and amplify and retransmit them to satellite S_2 , which in turn transmits then back to the earth and they are received by steerable dish aerial in an earth station.

8.2.3: PARKING ORBIT

It's a path in space of a satellite which makes it appear to be in same position with respect to a point on the earth.

Note:

For an object (satellite) in parking orbit;

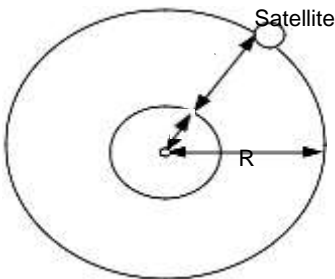
It has a period of 24hrs

Angular velocity relative to that of the earth is zero

Direction of the object in the orbit is the same as the direction of rotation of the earth orbit about its axis.

8.2.4: PERIOD OF A SATELLITE

Consider a satellite of mass m moving in a circular orbit of radius h above the earth surface.



Attractive force=Centripetal force:

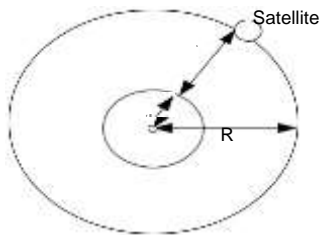
OR

Where
But also

Example

Find the period of revolution of a satellite moving in a circular orbit round the earth at a height of $3.6 \times 10^6 \text{m}$ above the earth's surface.

Solution



Centripetal force _____
 Attractive force _____

but _____
 (_____)

Where _____
 But also _____

r_E is radius of earth = $6.4 \times 10^6 \text{m}$
 m_E is mass of earth = $6 \times 10^{24} \text{kg}$

$T = 9932.10555 \text{s}$
 $T = 2.759 \text{Hrs}$



An artificial satellite move round the earth in a circular orbit in the plane of the equator at height 30,000km above the earth's surface (mass of earth = $6.0 \times 10^{24} \text{kg}$, radius of the earth = $6.4 \times 10^6 \text{m}$.)

Calculate its speed

What is the time between successive appearances over a point on the equator

What will be the additional distance of the satellite if it was to appear stationery **Solution**

$h = 30,000 \text{ km} = 3 \times 10^7 \text{ m}$, $r_E =$ m
 $G =$ $\text{Nm}^2 \text{kg}^{-2}$ $M_E = 6.0 \times 10^{24} \text{ kg}$

=====

=====

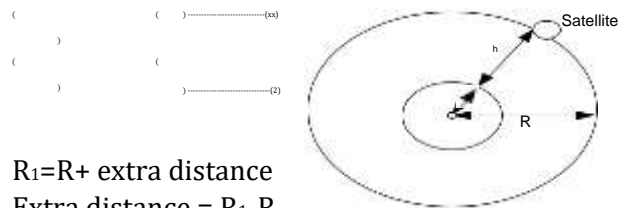
(ii) Time required is the period

3. UNEB 2003 Qn 2(e)

$9.1025 \times 10 \text{ rads}^{-1}$

----- (x)

$R = R_E + h$
 $R = (6.4 \times 10^6 + 3 \times 10^7) \text{ m}$
 $R = 36.4 \times 10^6 \text{ m}$
 $19.2^2 = k(36.4 \times 10^6)^3$ ----- (1) If
 the satellite is stationary, then the
 geostationary $T_1 = 24 \text{ hrs}$



$R_1 = R + \text{extra distance}$
 $\text{Extra distance} = R_1 - R$

$T = 6.903 \times 10^4 \text{ s}$
 $T = 19.2 \text{ h}$

$=$ 10^6 10^6 10^6
 $= 5.8 \times 10^6 \text{ m}$ From Kepler's third law

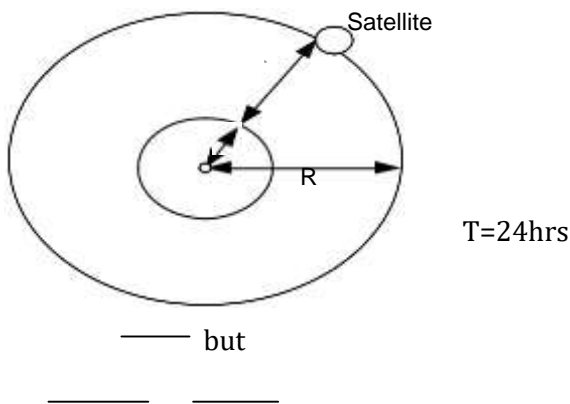
Equation 2 = equaiton 1

$1 = 42.2 \times 10^6$

()
 $3.313 \times 10^3 \text{ms}^{-1}$
 (i) Its speed is $3.313 \times 10^3 \text{ms}^{-1}$

()
 R m

A communication satellite orbits the earth in synchronous orbits. Calculate the height of communication satellite above the earth.



Solution

_____ ()
 $G = \text{Nm}^2\text{kg}^{-2}$
 for _____
 synchronous orbits
 $M_E = 5.97 \times 10^{24} \text{kg}$
]

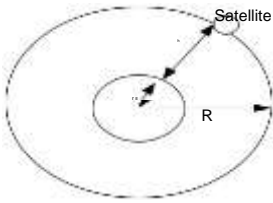
$R = 4.22 \times 10^7 \text{m}$

But $R = R_E + h$ $R = 6.4 \times 10^6 + h$ $h = 4.22 \times 10^7 - 6.4 \times 10^6 = 3.58 \times 10^7 \text{m}$

8.2.5: ENERGY OF A SATELLITE

1. Kinetic energy

Consider a satellite of mass m moving in an orbit of radius R around the earth at a constant speed v



Centripetal force $F = \frac{mv^2}{R}$
 Force of attraction $F = \frac{GMm}{R^2}$

$$\frac{mv^2}{R} = \frac{GMm}{R^2} \quad \text{--- (1)}$$

Introducing $\frac{1}{2}$ on both sides

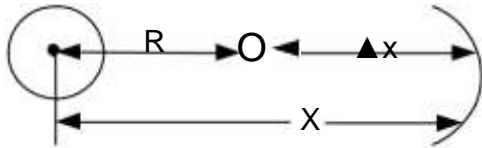
$$\frac{1}{2} \frac{mv^2}{R} = \frac{GMm}{2R^2} \quad \text{--- (2)}$$

Equating 1 and 2

$$\frac{1}{2} mv^2 = \frac{GMm}{R}$$

2. Potential energy

Consider a satellite of mass m brought from infinity into the region of earth's gravitational force.



From Newton's law of gravitation $F = \frac{GMm}{x^2}$
 But work done $W = \int_{\infty}^R F dx$

Work done
 Total $\int_{\infty}^R \frac{GMm}{x^2} dx$ work done

$$W = \int_{\infty}^R \frac{GMm}{x^2} dx = \left[-\frac{GMm}{x} \right]_{\infty}^R = -\frac{GMm}{R}$$

Definition

Gravitational potential energy P.E is the work done in bringing a unit mass from infinity to that point.

3. Mechanical energy/total energy

Note: Mechanical energy and kinetic energy only differ by the sign therefore their magnitude is the same



If the radius of the orbit of the satellite decreases, the gravitational potential energy of the satellite becomes more negative implying that it has decreased.

Decrease in radius however causes an increase in the kinetic energy, resulting in an increase in the speed of the satellite in its new orbit.

Decrease in orbital radius also results into the mechanical energy becoming more negative hence it has decreased.

8.2.6: EFFECT OF FRICTION ON A SATELLITE

If a satellite is located within the earth atmosphere as it moves in its orbit, the atmospheric gasses offer frictional resistance to its motion. The satellite thus would be expected to do work to overcome this resistance and is so doing, it falls to an orbit of lower radius.

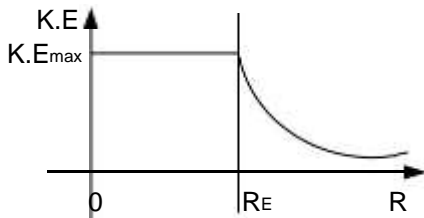
◆ The decrease in the radius causes the total energy (_____) to decrease while the kinetic energy of the satellite (_____) increases resulting into an increase in the speed of the satellite

in its new orbit. Because of the increase of the speed the satellite becomes hotter and it may burnout.

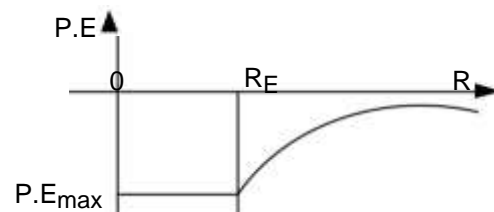
Question

Explain why any opposition to the forward motion of a satellite may cause it to burn.

A graph of K.E with variation of distance from centre of the earth



A graph of P.E with variation of distance from centre of the earth



Examples

A satellite of mass 100kg is in a circular orbit at a height 3.59×10^7 m above the earth surface

Calculate the kinetic energy, potential energy and the mechanical energy of the satellite in this orbit

State what happens when the mechanical energy of the satellite is reduced

Solution

i)

$R = r_e + h$ 4.75×10^8 K.E. = K.E.	 _____ 	_____ 	 _____ 	$M.E = P.E + K.E$ $R = r_e + h$ 9.4992×10^8 10^8 M.E 4.75×10^8
	P.E			ii)

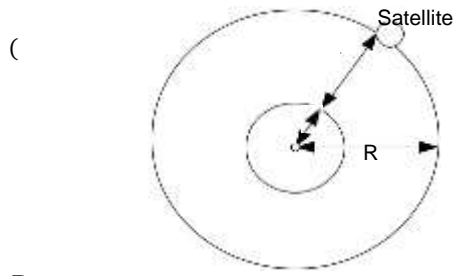
Frictional force increases
 Satellite falls to orbit of small radius
 PE reduces
 K.E increases
 Satellite becomes hot and may burn

A 10^3 kg mass satellite is launched in a parking orbit about the earth

i) Calculate the height of the satellite above the surface of the earth

ii) Calculate the mechanical energy of the satellite []

Solution



But

$$\frac{GMm}{R^2} = \frac{mv^2}{R}$$

$T=24\text{hrs}$ for parking orbits $M_E=5.97 \times 10^{24}\text{kg}$ But

M.E J

EXERCISE 22

1. A satellite of mass 1000kg is launched on a circular orbit of radius $7.2 \times 10^6\text{m}$ about the earth.

Calculate the mechanical energy of the satellite [$M_E=6 \times 10^{24}\text{kg}$,]

An [$-2.78 \times 10^{10}\text{J}$]

2. An artificial satellite is launched at a height of $3.6 \times 10^7\text{m}$ above the earth's surface

Determine the speed with which the satellite must be launched to maintain in the orbit. **An [$3.08 \times 10^3\text{ms}^{-1}$]**

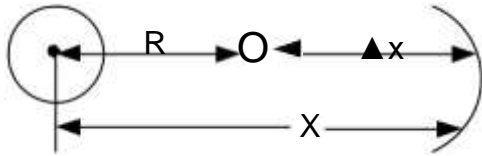
ii) Determine the period of the satellite. **An [24hrs]**

8.2.7: GRAVITATIONAL POTENTIAL [U]

Gravitational potential at a point in the gravitational field is defined as the work done to move a one

kilogram mass (1kg) from infinity to that part. I.e —

Consider a body of mass 1kg moved from infinity to appoint O where the distance from the centre of the earth to O is R



From Newton's law of gravitation

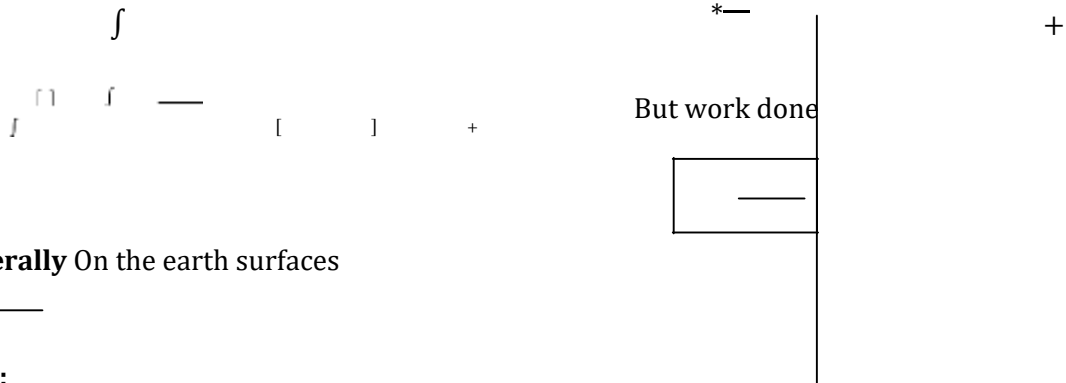
$$F = \frac{GMm}{r^2}$$

Work done

Total work done



\int



Generally On the earth surfaces

Note:

The amount of work done against the gravitational force of mass M to move the mass a distance to position is given by

Example

A body of mass 15kg is moved from the earth's surface to a point 2.8×10^6 m above the earth. If the radius of the earth is 6.4×10^6 m and its mass is 6.0×10^{24} kg calculate the work done in taking the body to that point

Solution

$R = 6.4 \times 10^6$

$R = R_e + h$

work done in taking the body to that point

$W = 2.85 \times 10^8$ J

8.2.8: VELOCITY OF ESCAPE

This is the minimum vertical velocity with which a body is projected from the surface of the earth so that it escapes from the earth's gravitational pull.

Derivation of formulae

Suppose a rocket of mass is fired from the earth's surface so that it just escapes from the gravitational influence of the earth

K.E lost = P.E lost

$$\frac{1}{2} m V_{esc}^2 = 2 \quad \left| \quad V_{esc} = \sqrt{v^2} \right.$$

$$= 11.2 \text{ km/h}$$

Note



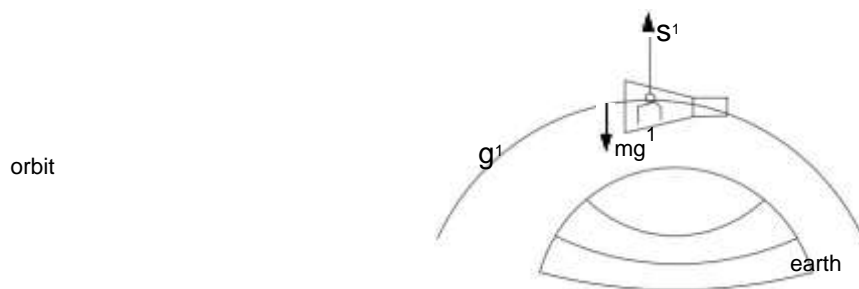
Air molecules at stp have an average speed of about 0.5 ms^{-1} which is much less than the escape velocity and so the earth's gravitational field is able to maintain an atmosphere of air around the earth.

Light gases like Neon, Argon, helium have mean thermal speed more than 3 time of air. This means that their speeds are higher than the mean speeds of air and this explain why they are rare in the earth atmosphere.

The moon has no atmosphere because the gravitational field of the moon is not sufficiently strong to prevent gases from escaping.

For other planets escape velocity is given by $V_{esc} = \sqrt{v^2}$

8.2.9: WEIGHTLESSNESS



An astronaut in an orbiting space craft has a centripetal acceleration $a=g_1$ where g_1 is the acceleration due to gravity at the height of the orbit.

If S_1 is the reaction of the surface of the space craft in contact with the astronaut then;

$$F = mg_1 - S_1$$



$$ma = mg_1 - S_1$$

$$\text{but } a = g_1$$

$$mg_1 = mg_1 - S_1$$

$$S_1 = 0$$

The astronaut therefore has no acceleration relative to his space craft and hence experiences zero reaction i.e. **weightless**.

Definition

Weightlessness is the condition of a body having zero reaction when a body moves with the acceleration as acceleration due to the gravity.

UNEB 2013 No4(a)

133 (i) State Kepler's laws of planetary motion (03marks)

Estimate the mass of the sun, if the orbit of the earth around the sun is circular (04mks)

UNEB 2012 No3(c)

A cosmonaut in a satellite which is in a free circular orbit around the earth experience the sensation of weightlessness even though there is influence of the gravitational field of the

earth Explain (03marks)

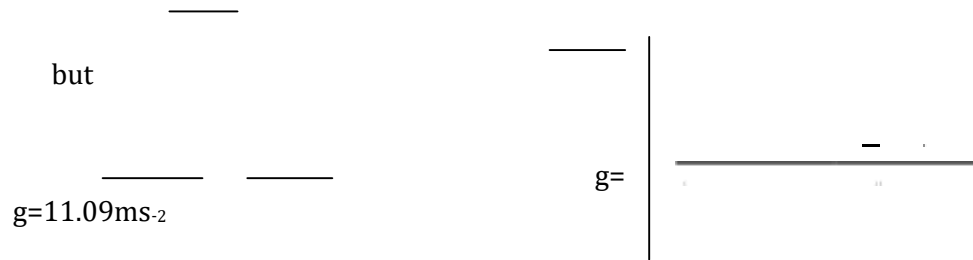
UNEB 2011 No1(d)

A body of mass 15kg is moved from the earth's surface to a point $2.8 \times 10^6 \text{m}$ above the earth. If the radius of the earth is $6.4 \times 10^6 \text{m}$ and its mass is $6.0 \times 10^{24} \text{kg}$ calculate the work done in taking the

body to that point An **$2.85 \times 10^8 \text{J}$** (06marks)

UNEB 2008 No3(c)

- (i) with the aid of a diagram, describe an experiment to determine the universal gravitational constant G. (06marks)
- (ii) If the moon moves round the earth in a circular orbit of radius $=4.0 \times 10^8 \text{m}$ and takes exactly 27.3 days to go round once calculate the value of acceleration due to gravity g at the earth's surface. (04marks)



UNEB 2007 No2

State Kepler's laws of planetary motion (3mk)

- i) A satellite moves in a circular orbit of radius R about a planet of mass m, with period T. show that $\frac{R^3}{T^2} = \frac{4\pi^2}{365^2} \times \frac{m}{G}$ where G is the universal gravitational constant (04marks)
- ii) The period of the moon round the earth is 27.3. if the distance of the moon from the earth is $3.88 \times 10^8 \text{km}$. Calculate the acceleration due to gravity at the face of the earth.

Explain why any resistance to forward motion of an artificial satellite results into an increase in its speed. (04marks)

- c) i) what is meant by weightlessness (02marks)

ii) Why does acceleration due to gravity vary with location on the surface of the earth (03marks)

UNEB 2004 No2

d) Explain and sketch the variation of acceleration due to gravity with distance from the centre of the earth. (06marks)

UNEB 2003 No2

Show how to estimate the mass of the sun if the period and orbital radius of one of its planets are known.

d) The gravitational potential U at the surface of a planet of mass m and radius R is given by

— where G is the gravitational constant. Derive an expression for the lowest velocity, v which an object of mass m must have at the surface of the planet if it is to escape from the planet (04marks)

e) A communication satellite orbits the earth in synchronous orbits. Calculate the height of a communication satellite above the earth **An [3.6x10⁷m]** (04marks)

UNEB 2000 No 4

a) State Kepler's laws of gravitation (03marks)

b) i) Show that the period of a satellite in a circular orbit of radius r about the earth is given by

$$T = \left(\frac{4\pi^2 r^3}{GM} \right)^{1/2}$$

Where the symbols have usual meanings (05marks)

ii) Explain briefly how world wide, radio or television communication can be achieved with the

help of satellites (04marks)

c) A satellite of mass 100kg in a circular orbit at a height of 3.59x10⁷m above the earth's surface

(i) Find the mechanical energy (04marks)

(ii) Explain what would happen if the mechanical energy was decreased (04marks)

CHAPTER 9: SIMPLE HARMONIC MOTION (S.H.M)

Definition

This is the periodic motion of a body whose acceleration is directly proportional to the displacement from a fixed point (equilibrium position) and is directed towards the fixed point.

The negative signs means the acceleration and the displacement are always in opposite direction.

9.1.0: Characteristics of SHM

It's a periodic motion (to and fro motion)

Mechanical energy is always conserved

The acceleration is directed towards a fixed point

Acceleration is directly proportional to its displacement

9.1.1: PRACTICAL EXAMPLES OF S.H.M

Pendulum clocks

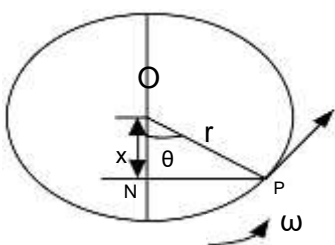
Pistons in a petrol engine

Strings in music instruments

Motor vehicle suspension springs

Balance wheels of a watch

9.1.3: EQUATIONS OF S.H.M



B
 $V = \omega r$

Consider a particle, p of mass, m, moving round a circle of radius ,r, with uniform angular velocity, . Let the particle be at point p, t seconds after starting motion from A such that the angle subtended at the centre is , θ

a) Displacement x

This is the distance of N from O measured away from O

The displacement is obtained from triangle ONP

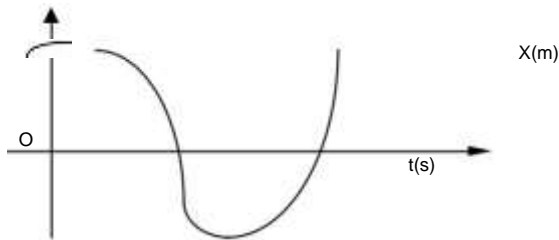


When the displacement is maximum i.e. when N is at A or at B, then this displacement is known as **amplitude**.

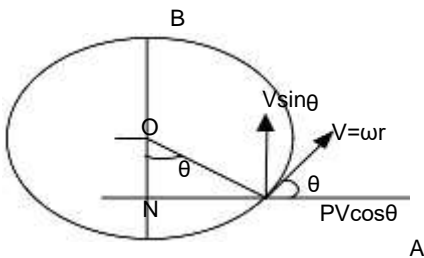
Definition

Amplitude is the maximum displacement of a body (a particle) from equilibrium position.

A GRAPH OF DISPLACEMENT AGAINST TIME




b) Velocity



Velocity of N as a result of the velocity P moving round circle. This is equal to the vertical component of velocity of p


But and



Note:

The velocity of N is negative because as p moves from A to B, N moves upwards and when it moves from B to A, N changes direction and moves downwards.

GRAPH OF VELOCITY AGAINST TIME

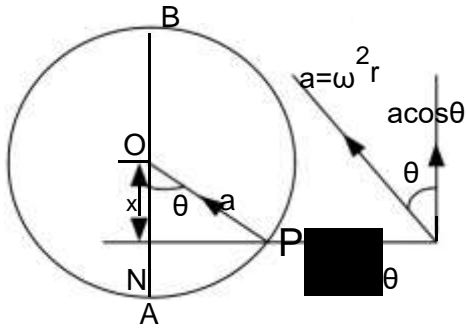


c) Acceleration or a

The acceleration of N is as a result of the acceleration of p. This is equal to the vertical component

a_N

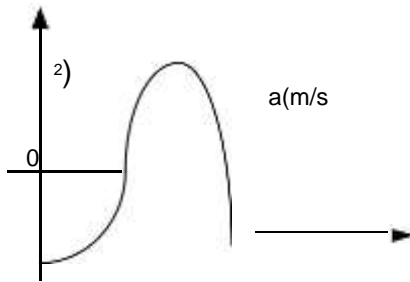
but and



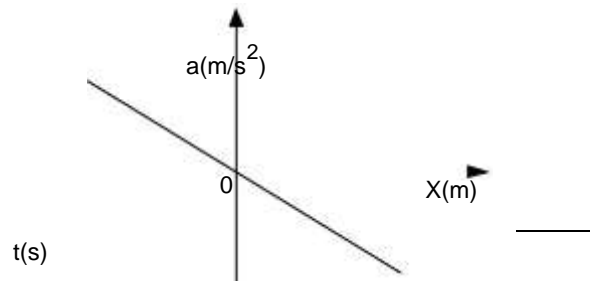
but from equation 1

----- (3)

ACCELERATION AGAINST TIME



ACCELERATION AGAINST DISPLACEMENT



d) Period T

This is the time taken for one complete oscillation. i.e. N moving from A to B and back to A.

but



$$\frac{1}{T} = \dots\dots\dots (4)$$

e) Frequency f

This is the number of complete oscillation made in one second

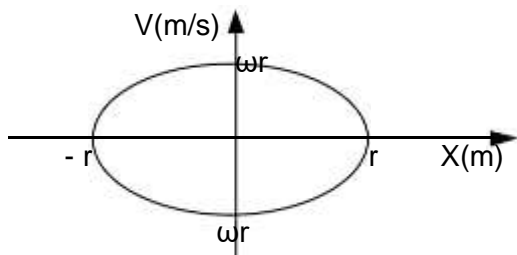
f) Velocity in terms of displacement

Velocity of a body executing S.H.M can be expressed as a function of displacement x. this is obtained

<p>from the acceleration</p> $a = -\omega^2 x + C \dots\dots\dots [1] \text{ but}$ <p style="text-align: right;">(amplitude)</p>	<p>integrating both sides</p> $v = \omega x + C$ <p>Where C is a constant of integration</p> <p>When $t = 0$ $v=0$ and</p>	$a = -\omega^2 x + C$ $C = \dots\dots\dots$ <p>Put into [1]</p> $v = \omega \sqrt{r^2 - x^2} + \dots\dots\dots$ <div style="border: 1px solid black; width: 150px; height: 20px; margin-left: auto; margin-right: 0;"></div>
--	--	--

Velocity is maximum when $x = 0$

AGRAPH OF VELOCITY AGAINST DISPLACEMENT



From

$$\frac{v^2}{\omega^2 r^2} + \frac{x^2}{r^2} = 1$$

This an ellipse

Example

A particles moves in a straight line with S.H.M. Find the time of one complete oscillation when

The acceleration at a distance of 1.2m is 2.4ms^{-2}

The acceleration at a distance of 20cm is 3.2ms^{-2}

Solution

i) From

Negative is ignored

$$1.4\text{rads}^{-1}$$

But —



()

$$4\text{rads}^{-1}$$

— —

ii)

$$1.57\text{second}$$

A Particle moving with S.H.M has velocities of 4ms^{-1} and 3ms^{-1} at distances of 3m and 4m respectively from equilibrium position. Find

amplitude ,
period ,

frequency

velocity of the particle as it passes through equilibrium position

Solution

i) Using $v = \omega r$ and $\omega = 2\pi f$ (1)

Also $v = 2\pi r f$ (2)

ii) period put $r=5m$ into one of the equations

$$v = 2\pi r f$$

iii) frequency =

$$= 0.16\text{Hz}$$

Equation 1 divide by 2

$$\frac{v}{2\pi r} = f$$

$$f = \frac{v}{2\pi r}$$

$$r=5m$$

$$\text{Amplitude} = 5m$$

$$1$$

But

$$T = \frac{1}{f}$$

$$T = 6.28 \text{ seconds}$$

velocity as it passes equilibrium position at equilibrium $x=0$,

$$v = \omega r$$

$$= 25$$

$$/s$$



A body of mass 200g is executing S.H.M with amplitude of 20mm. The maximum force which acts upon it is 0.064N. calculate
 its maximum velocity
 its period of oscillation

Solution

$F = 0.064\text{N}$ $0.064 = 0.2$				
Mass $m = 200\text{g} = 0.2\text{kg}$			0.08ms^{-1}	
Amplitude $r = 20\text{mm} = 0.02\text{m}$			0.02	
$0.064 = 0.2 \times a$ $a = 0.32$				
$a = 4\pi^2 r / T^2$ $0.32 = 4\pi^2 \times 0.02 / T^2$ $T^2 = 4\pi^2 \times 0.02 / 0.32$ $T = 1.57\text{ seconds}$				

A body of mass 0.30kg executes S.H.M with a period of 2.5s and amplitude of $4 \times 10^{-2}\text{m}$.
 determine

Maximum velocity of the body

The maximum acceleration of the body

Solution

$M = 0.3\text{kg}, T = 2.5\text{s}, r = 0.04\text{m}$				
vii) $v = 2\pi r / T$ $v = 2\pi \times 0.04 / 2.5$ $v = 1.005\text{ms}^{-1}$				
viii) $a = 4\pi^2 r / T^2$ $a = 4\pi^2 \times 0.04 / 2.5^2$ $a = 6.48\text{ms}^{-2}$				

A particle moves with S.H.M in a straight line with amplitude 0.05m and period 12s. Find
 speed as it passes equilibrium position
 maximum acceleration of the particle

a) speed at equilibrium

b)

$$\text{_____} =$$

$$(\text{_____})^*$$

$$(\text{_____})$$



Solution

9.2.0: TO SHOW A GIVEN MOTION IS SIMPLE HARMONIC

This requires to show that a particular motion has an acceleration of the form [

a

] and find

the period (T _____)

Steps

Identify the forces acting on the body at equilibrium position

Identify the forces acting on the body after displacement from the equilibrium position

Obtain an expression for the restoring force after the displacement and equate this restoring force to [ma] in accordance with Newton’s second law of motion.

Compare the expression got with basic expression for S.H.M. if it’s comparable to _____, then motion is simple harmonic. _____ ic standard

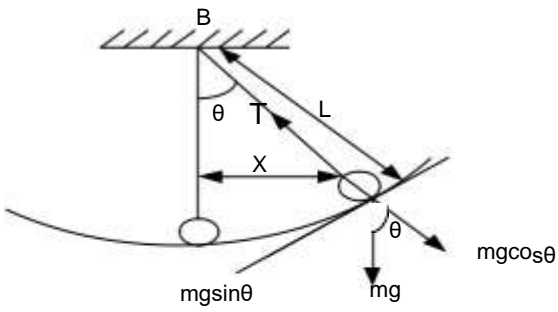
Examples of S.H.M

9.2.1: SIMPLE PENDULUM

Consider a mass m suspended by a light inelastic string of length L from a fixed point B.

At equilibrium the bob lies in a vertical plane with the tension in the string being balanced by the weight of the bob.

If the bob is given a small vertical displacement through an angle θ and released, we show that a bob moves with simple harmonic motion



If the displacement is small, then θ is very small such that the arc length is equal to x .

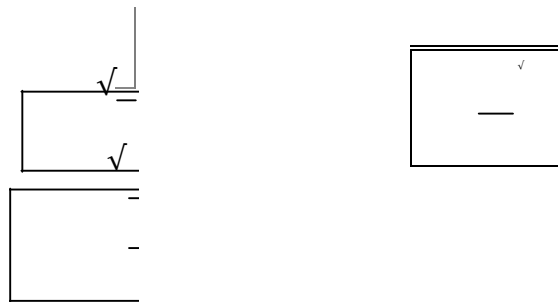
Resolving tangentially, gives the restoring force

Restoring force

By Newton's 2nd law

.....2

—
 (⊖)
 —it is in the form and
 hence performs S.H.M with period



But

9.2.1: Determination of acceleration due to gravity (g) using a simple pendulum



Starting with a measured length L of the pendulum, the pendulum is clamped between 2 wood pieces from a retort stand.

A bob is then given a small angular displacement from the vertical position and released.

The time t for 20 oscillation is obtained, find period T and hence

Repeat the procedure for different values of length of the string.

A graph of T^2 against L is then drawn and its slope S calculated.

Hence acceleration due to gravity is obtained from

Factors which affect the accuracy of g when using a simple pendulum.

The nature of the string. The string should be inelastic

Air resistance (dissipative force). In present of air the motion of a simple pendulum is highly damped such that the oscillation dies out quickly that affecting the period.

The displacement of the bob from the equilibrium position should be small such that the oscillation remain uniform.

The mass of the bob should be small to minimize the effect of dimension of the object.

In accuracies in the timing and measuring extensions.

Examples ;

A bob of a simple pendulum moves simple harmonically with amplitude 8.0cm and period 2.00s. its mass is 0.50kg, the motion of the bob is un damped. Calculate maximum values of;



a) The speed of the bob, and

b) The kinetic energy of the bob.

Solution

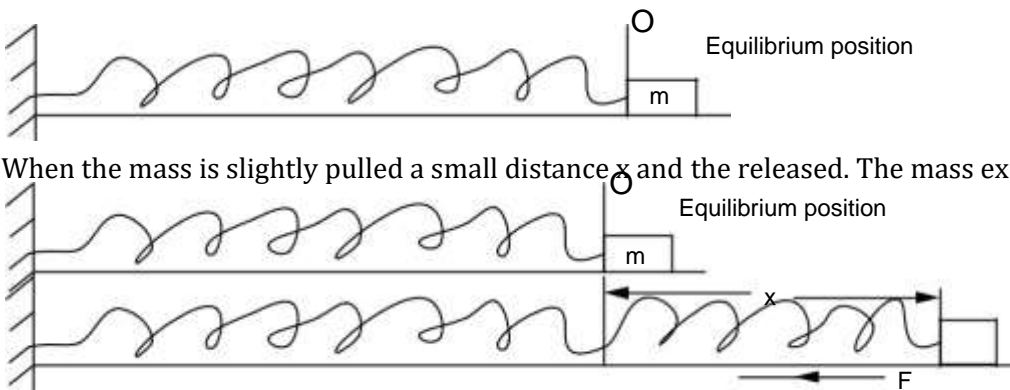
a) $m=0.5\text{kg}$, $r=8\text{cm}=0.08\text{m}$, $T=2\text{s}$

b)()

MASS ON A SPRING

A horizontal spring attached to a mass

Consider a spring lying on a smooth horizontal surface in which one end of the spring is fixed and the other end attached to a particle of mass m



When the mass is slightly pulled a small distance x and released. The mass executes S.H.M

The restoring force F is given by hooke's law

..... (1)

By Newton's 2nd law

..... (2)

$a = (\quad)$ (3)

Where k is the spring constant

Equation (3) is in the form [], therefore the body performs S.H.M

$\Rightarrow \sqrt{\quad}$

But

$\sqrt{\quad}$

Also $f = - \sqrt{\quad}$



Example : UNEB 2011 No 4C

A horizontal spring of force constant 200 Nm^{-1} is fixed at one end and a mass of 2kg attached to the free end and resting on a smooth horizontal surface. The mass is pulled through a distance of 4.0cm and released. Calculate the;

Angular speed

Maximum velocity attained by the vibrating body, acceleration when the body is half way towards the centre from its initial position.

Solution

i) From $\sqrt{\dots} \dots \sqrt{\dots} \dots 0 \text{ rads}^{-1} \dots$

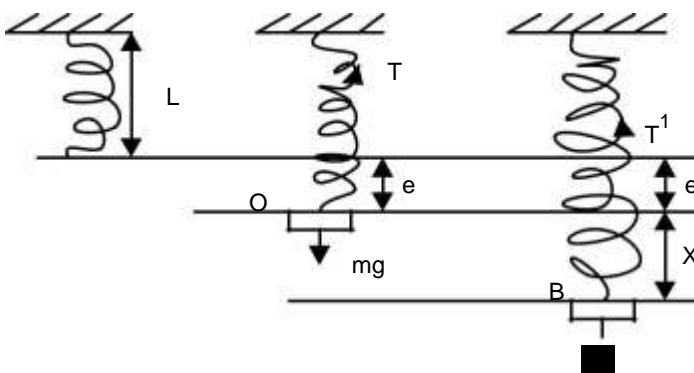
ii) $\dots 0.4 \text{ ms}^{-1} \dots$ **Alternatively**

Note: the small distance pulled and released becomes the amplitude

where its half towards the centre

b) Oscillation of mass suspended on a helical spring

Consider a helical spring or elastic string suspended from a fixed point.



When a mass is attached to the spring, it stretches by length, e and comes to equilibrium positions O .

When the mass is pulled down a small distance, x and released the motion will be simple harmonic.

i
ii
iii

In position (ii) the mass is in equilibrium position

And by hooke's law

-----(1)

In position (iii) after displacement through



145 By Newton's 2nd law ()

But from equation 1 ()

—

$$\boxed{\begin{matrix} - \\ \sqrt{-} \end{matrix}}$$

Equation 3 is in the form and

therefore performs S.H.M

----- [4]

But

$$\boxed{\begin{matrix} \sqrt{-} \\ - \end{matrix}}$$

The restoring force is

But by Hooke's law ()

Restoring force ()

$$\boxed{-\sqrt{-}}$$

Note:

From [1] — — — — —
 $\sqrt{-}$ — — — — —
 $\sqrt{-}$ — — — — —

[3]

9.2.2: Determination of acceleration due to gravity using a vertically loaded spring

Clamp a spring with pointer vertically besides a meter rule, note and record the initial pointer reading;

Suspend a known mass on the spring and note and record the new reading P of the pointer on the meter rule

❖ The extension e of the spring is obtained from e = P - P₀

Give the mass a small vertical displacement and obtain the time t for 20 oscillations. Find the period T and

Repeat the procedure for different values of the masses.

Plot a graph of T_2 against e and find the slope, s of the graph

Hence acceleration due to gravity is determined from

Examples

A 100g mass is suspended vertically from a light helical spring and the extension in equilibrium is found to be 10cm. The mass is now pulled down a further 0.5cm and it is released from rest.

Show that the subsequent motion is simple harmonic



Find the period of oscillation

What is the maximum kinetic energy of the mass

Solution

	But also Therefore	
$\sqrt{\frac{m}{k}}$	$\sqrt{\frac{m}{k}}$	$\sqrt{\frac{m}{k}}$
From	$\sqrt{\frac{m}{k}}$	$= (\quad)$

A mass hangs from a light spring. The mass is pulled down 30mm from its equilibrium position and then released from rest. The frequency of oscillation is 0.5Hz. calculate

a) The angular frequency, of the oscillation

The magnitude of the acceleration at the instant it is released from rest

a) Angular frequency

Solution

Distance pulled down ward and released becomes the amplitude

When it is released from rest the displacement is equals to amplitude and the acceleration is maximum.

()

Exercise:23

When a metal cylinder of mass 0.2kg is attached to the lower end of a light helical spring, the upper end of which is fixed, the spring extends by 0.16m. the metal cylinder is then pulled down a further 0.08m.

Find the force that must be exerted to keep it there. **An [1.0N]**

The cylinder is then released. Find the period of vertical oscillation and the kinetic energy the cylinder posses when it passes through its mean position. **An[0.79s, 0.04J]**

147



A mass of 0.2kg is attached to the lower end of a helical spring and produces extension of 5.0cm. The mass is now pulled down at a further distance and released. Calculate the force constant of the spring

The period of the subsequent motion

The maximum value of the acceleration during the motion

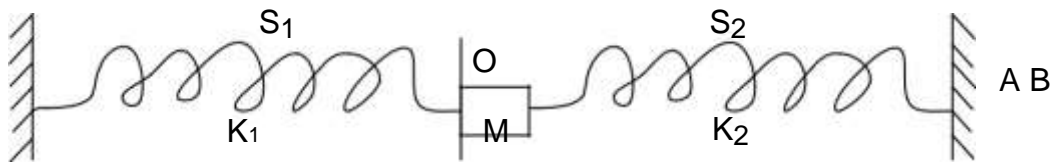
An[39.24Nm⁻¹, 0.45s, 3.924ms⁻²]

COMBINED SPRINGS

a) horizontal springs

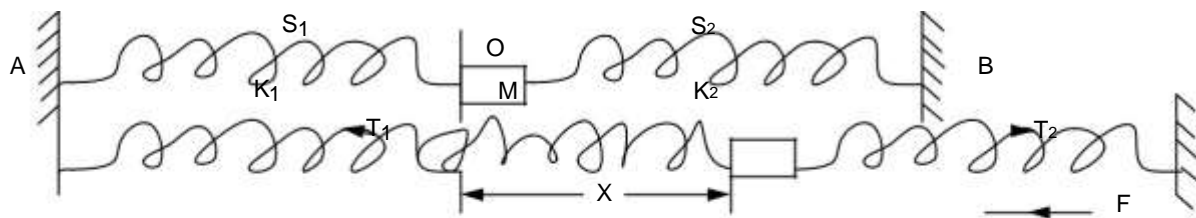
9.2.3: TWO HORIZONTAL SPRINGS WITH A MASS BETWEEN THEM

Consider two springs with spring constants K_1 and K_2 attached to fixed points and mass attached between them.



Show that when the mass is displaced horizontally towards one side the resultant motion is S.H.M

(4)



Extension of
 Compression of
 Restoring force ()
 But by Hooke's law
 ()
 ()
 (1)

By Newton's 2nd law

 ()
 ()
 (2)

()
 (3)

Equation 3 in the form a and
 therefore it performs S.H.M
 () *
 $\sqrt{(\text{---})}$
 But
 $\sqrt{(\text{---})}$



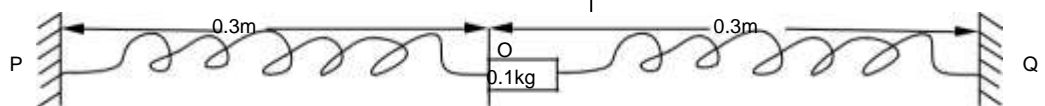
148

$$\sqrt{(\text{---})} = \sqrt{(\text{---})} + \sqrt{(\text{---})} *$$

$$\sqrt{(\text{---})} = \sqrt{(\text{---})} + \sqrt{(\text{---})}$$

Example

A mass of 0.1kg is placed on a frictionless horizontal surface and connected to two identical springs of negligible mass and a spring constant of 33.5Nm⁻¹. The springs are then attached to fixed point p and Q on the surface as shown below.



The mass is given a small displacement along the line of the spring and released

Show that the system will execute S.H.M

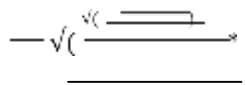
Calculate the period of oscillation

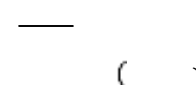
Note: when the springs are identical

$$\frac{\sqrt{(\text{---})}}{\sqrt{(\text{---})}} = \frac{\sqrt{(\text{---})}}{\sqrt{(\text{---})}}$$

If the amplitude of oscillation is 0.05m, calculate the maximum kinetic of the system.

Solution

ii) From 

iii) $r=0.05\text{m} =$ 

0.084J

UNEB 1998 No 3

A body of mass 4kg rests on a smooth horizontal surface. Attached to the body are two pieces of light elastic strings each of length of 1.2m and force constant 6.25Nm^{-1} . The ends are fixed to two



points A and B 3.0m apart as shown in the figure below. The body is then pulled through 0.1m towards B and then released.

Show that the body executes S.H.M

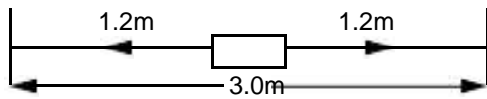
Find the period of oscillation of the body

Calculate the speed of the body when it is 0.03m from the equilibrium position

Solution

A

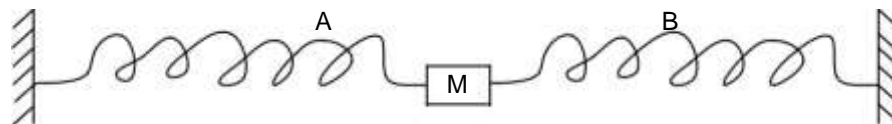
B



ii) From $\frac{1}{T} = \frac{1}{2\pi} \sqrt{\frac{k}{m}}$

$T = 3.55s$
Amplitude

The figure below shows a mass of 200g resting on a smooth horizontal table, attached to two springs A and B of force constants k_1 and k_2 respectively



The block is pulled through a distance of 8cm to the right and then released.

Show that the mass oscillates with simple harmonic motion and find the frequency of oscillation if $k_1 = 1000 N/m$ and $k_2 = 2000 N/m$

Find the new amplitude of oscillation when a mass of 120g is dropped vertically onto the block as the block passes the equilibrium position. Assume that the mass sticks to the block

i) From $\frac{1}{T} = \frac{1}{2\pi} \sqrt{\frac{k}{m}}$
 $\frac{1}{T} = \frac{1}{2\pi} \sqrt{\frac{k_1 + k_2}{m}}$

ii) By conservation of momentum:
 $m_1 v_1 + m_2 v_2 = (m_1 + m_2) v$

$$\frac{1}{T} = \frac{1}{2\pi} \sqrt{\frac{k_1 + k_2}{m}}$$

and

$$m_1 v_1 + m_2 v_2 = (m_1 + m_2) v$$



Solution

$$\frac{1}{T} = \frac{1}{2\pi} \sqrt{\frac{k_1 + k_2}{m}}$$

EXERCISE:24 _____

A block of mass 0.1kg resting on a smooth horizontal surface and attached to two springs s_1 and s_2 of force constant 60Nm^{-1} and 100N respectively. The block is pulled a distance of $4 \times 10^{-2}\text{m}$ to the right and the released.

Show that the mass executes S.H.M and find the frequency of oscillation

Find the new amplitude of oscillation when the block is added a mass of 0.06kg on top as the block passes the equilibrium position. **An (6.4 Hz , 0.032m)**

b) Vertical springs

9.2.4: Vertically loaded springs in parallel

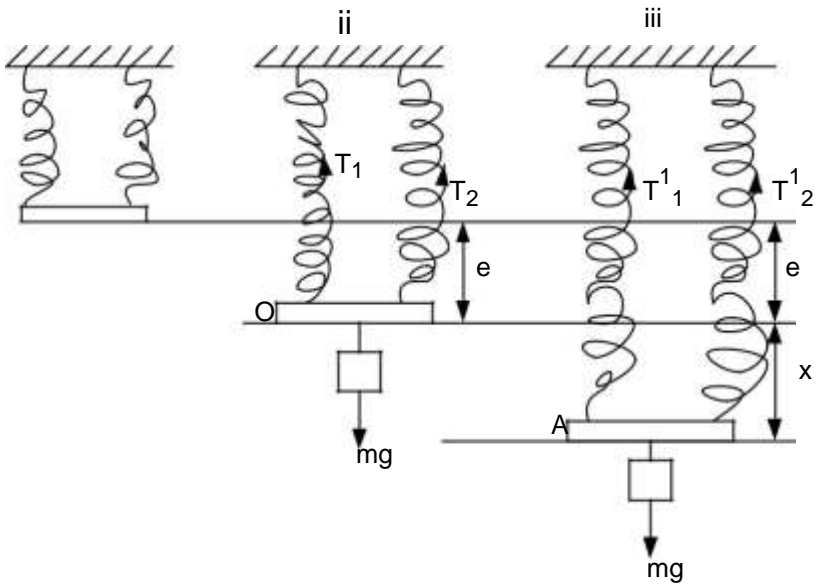
Consider two springs of force constants k_1 and k_2 suspended from the same rigid support side by side.

When a mass is attached to the mid point of a rod connected to the lower ends of the springs.

The system rests in equilibrium

When the mass is displaced a small distance vertically downwards and then released the system execute S.H.M

i



At equilibrium :

But by Hooked law and

() e.....[1]

When the mass is displaced then:

Restoring force ()

But by Hooke's law
 () and ()



Restoring force [() ()]

By Newton's second law Restoring force
[() ()] --(2)

But from equation 1, [() ()]

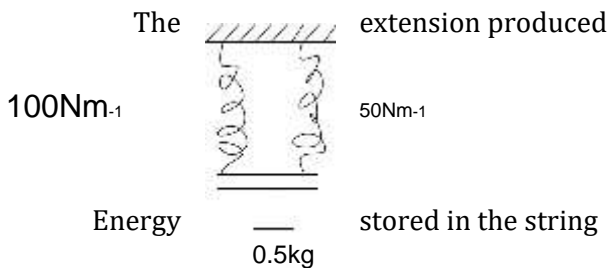
()
----- (3)

Equation 3 is in the form and therefore performs S.H.M

() *

Examples

A mass of 0.5kg is suspended from the free ends of two springs of force constant 100Nm⁻¹ and 50Nm⁻¹ respectively as shown in the figure below.



$\sqrt{\frac{m}{k}}$

----- (4)

T = $\frac{2\pi}{\sqrt{\frac{m}{k}}}$ Period T =

Note: From equation 1

$T = \frac{2\pi}{\sqrt{\frac{m}{k}}}$

Calculate ;

Solution

Tension in each string

Frequency of small oscillations when the mass is given a small vertical displacement



i) At equilibrium () e ii) Tension in each string

From Hooke's law

$$\frac{\text{---}}{\text{---}} = \frac{\text{---}}{\text{---}} \quad \text{Also}$$

Energy stored is always stored as elastic potential energy of the spring

$$\frac{1}{2} k x^2 = \dots$$

$$\dots = 0.0535 \text{ J}$$

$$\dots = 0.0267 \text{ J}$$

$$0.0535 + 0.026$$

iv) Frequency

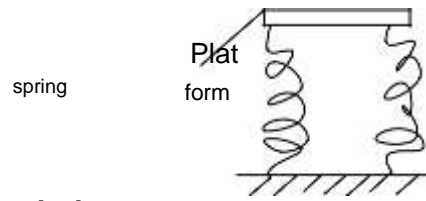
$$\frac{1}{2\pi} \sqrt{\frac{k}{m}}$$

Alternatively

$$\frac{1}{2\pi} \sqrt{\frac{k}{m}}$$

$$\left(\frac{\text{---}}{\text{---}} \right) \sqrt{\frac{\text{---}}{\text{---}}}$$

A light platform is supported by two identical springs each having spring constants 20 Nm^{-1} as shown below.



Calculate the weight which platform in order to produce a displacement of 3.0cm.

must be placed on the centre of the

The weight remains on the platform and the platform is depressed a further 1.0cm and then released

153



What is the frequency of the oscillation

What is the maximum acceleration of the platform

Solution

a) Compression

At equilibrium

() e

b) Amplitude $r=1.0\text{cm}=0.01\text{m}$

v

() v

()

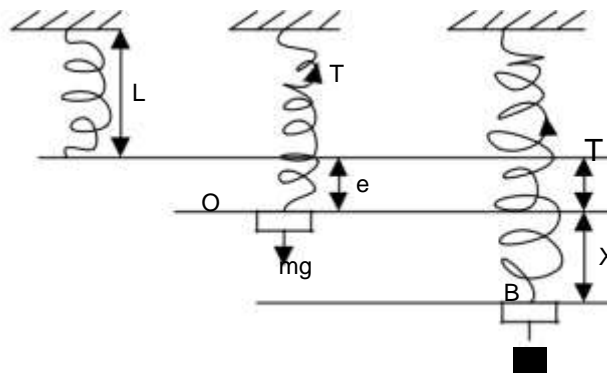
—

{

9.2.5: Vertically loaded spring in series

Consider two springs of constants k_1 and k_2 suspended in series, mass m is then attached to the lower end of the last spring such that at equilibrium each spring extends by e_1 and e_2 respectively.

i ii iii



The springs are assumed to be light such that they have the same tension

Let e be extension in the combination

At equilibrium

----- (1)

Where k is the combined spring constant

— for series connection

1 e

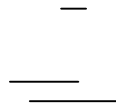
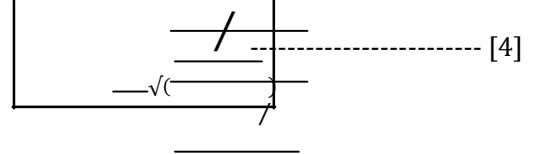
but from equation [1]

After a small displacement, the restoring force

----- [2]

(-) ----- [3]

it is in the form



But

/

$$k = \frac{mg}{x}$$

Also

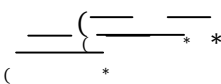
$$T = \frac{\sqrt{0}}{\sqrt{-}}$$

Note

The tension is the same in both springs

and
and

but



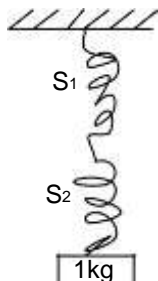
Example

UNEB 2004 No 3b

A mass of 1.0kg is hung from two springs S_1 and S_2 connected in series as shown
 The force constant of the springs are 100Nm^{-1} and 200Nm^{-1} respectively. Find

The extension produced in the combination

The frequency of oscillation of the mass if it is pulled downwards and released



Solution

$m=1\text{kg}$, $k_1=100\text{Nm}^{-1}$, $k_2=200\text{Nm}^{-1}$ ii)

At equilibrium

—

but k

/

_____ / ()

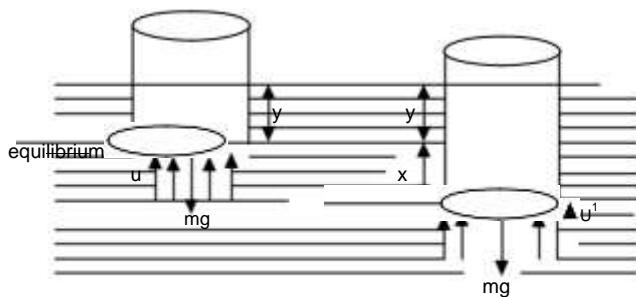
$f=1.299\text{Hz}$

NB: For all S.H.M, the following assumptions hold

- 1- displacement from equilibrium position is small such that Hooke's law is obeyed throughout the motion
- 2- no dissipative forces act

9.2.6: S.H.M OF A FLOATING CYLINDER

Consider a uniform cylindrical rod of length L and cross sectional area A and density, ρ floating vertically in a liquid of density, δ . When the rod is given a small downward



At equilibrium, up thrust of the liquid on the rod is equal to the weight of the displaced fluid

weight of the liquid is displaced

U mass of liquid displaced $\times g$

$U = \text{volume of liquid displaced} \times \text{density} \times g$

----- [1]

When the rod is given a downward displaced x ,

the new up thrust is U_1

displacement x and released, the rod executes S.H.M.

weight of the liquid is displaced

mass of liquid displaced $\times g$

volume of liquid displaced $\times \text{density} \times g$ () g ----- [2]

On release, the restoring force on the rod is

()

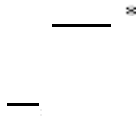
—

(*)

m is mass of cylinder volume of cylinder

density of cylinder

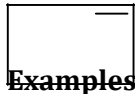
156



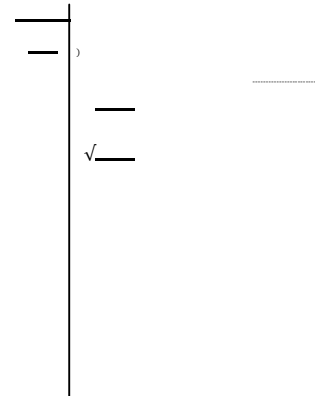
$$T = \rho V g \quad [3]$$

it is the form

----- [4]



Examples : UNEB 2000 No2b



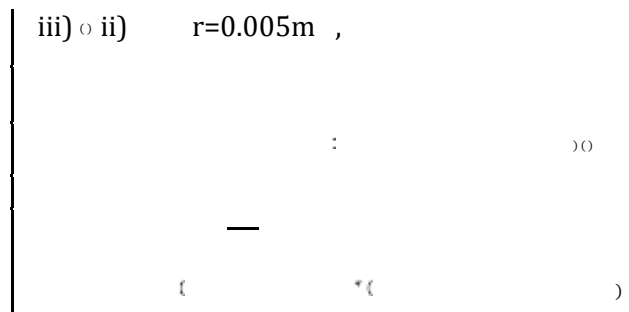
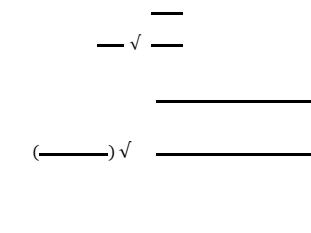
1. A Uniform cylindrical rod of length 8cm, cross sectional area 0.02m^2 and density 900kgm^{-3} floats vertically in a liquid of density 1000kgm^{-3} . The rod is depressed through a distance of 0.005m and then released.

Show that the rod performs S.H.M (5mk)

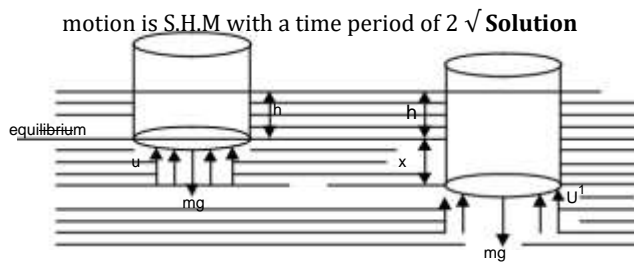
Find the frequency of the resultant oscillation (4mk)

Find the velocity of the rod when it is at a distance of 0.004m above the equilibrium position

Solution



2. A wooden rod of uniform cross sectional area A floats with a height h immersed in a liquid of density ρ . The rod is given a slight downward displacement and released. Show that the resulting motion is S.H.M with a time period of $2\pi\sqrt{\frac{m}{\rho Ah}}$



At equilibrium, upthrust of the liquid on the rod is equal to the weight of the displaced fluid
 $U = \text{weight of the liquid displaced}$

mass of liquid displaced $\times g$
 $U = \text{volume of liquid displaced} \times \text{density} \times g$
 ----- [1]
 When the rod is given a downward displaced x , the new up thrust is U_1
 weight of the liquid is displaced
 mass of liquid displaced $\times g$



volume of liquid displaced \times density $\times g$
 ----- [2]

On release, the restoring force on the rod is

$$U - mg = \rho Ah(x + h)g - mg$$

m is mass of cylinder
 V is volume of cylinder
 ρ is density of cylinder

A cylindrical test tube of thin wall and mass 1kg with a piece of lead of mass 1kg fixed at its inside bottom floats vertically in the liquid.

When the test tube is slightly depressed and released it oscillates vertically with a period of one second ()

If some extra copper beads are put in the test tube, it floats vertically with a period of 1.5 seconds.

Example

$$\left(\frac{m}{\rho Ah} \right) \dots \dots \dots [3]$$

it is the form

$$T = 2\pi\sqrt{\frac{m}{\rho Ah}} \dots \dots \dots [4]$$

$$T = 2\pi\sqrt{\frac{m}{\rho Ah}}$$

Find the mass of the copper beads in the test tube.

Solution

$$T = \frac{m}{\rho V}$$

$$1 = \frac{m}{\rho V}$$

$$\frac{m}{\rho V} = 0.2485m$$

$$\rho V = m$$

Also when a mass m is added

$$\frac{m}{\rho V} = A \dots\dots\dots (2)$$

Equation 2 divided by equation 1

$$\frac{m}{\rho V} = A$$

$$\text{Also } 1.5 = \frac{m}{\rho V}$$

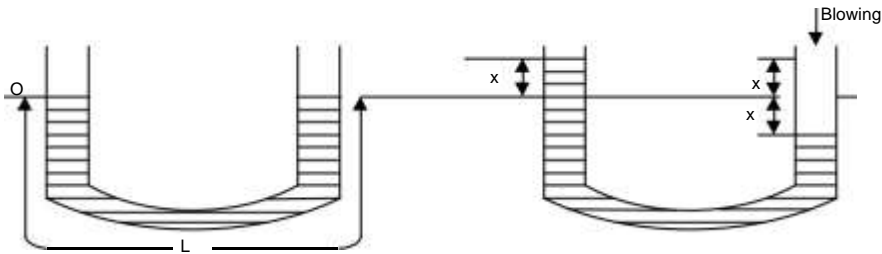
$$\frac{m}{\rho V} = 0.5591m$$

at equilibrium U = weight of liquid displaced

$$A \dots\dots\dots (1)$$

9.2.7: A LIQUID OSCILLATING IN A U-TUBE

Consider a column of liquid of density σ and total length l in a U-tube of uniform cross sectional area A . Suppose the level of the liquid on the right side is depressed by blowing gently down that side, the levels of liquid will oscillate for a short time about their respective or equilibrium positions O .



When the meniscus is at a distance, x , from equilibrium position, a differential height of liquid of $2x$ is produced

Excess pressure on liquid $= \rho \cdot g \cdot 2x$ from [1]

Force on liquid = pressure x Area

Restoring force = $\rho \cdot g \cdot 2x \cdot A$ [1]

Newton's 2nd law :

$$-2\rho g A x = m \frac{d^2x}{dt^2}$$
 [2]

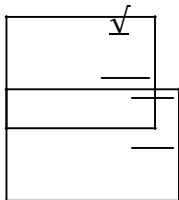
But mass of liquid in the tube = volume of liquid x

$$\rho \cdot A \cdot L$$

$$\rho \cdot A \cdot L \frac{d^2x}{dt^2} + 2\rho g A x = 0$$
 [3]

it is in the form

$$\frac{d^2x}{dt^2} + \omega^2 x = 0$$



9.2.8: S.H.M IN A FRICTIONLESS AIR TIGHT PISTON

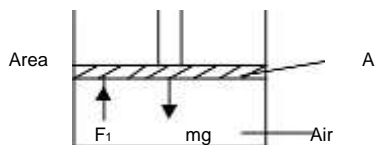


A volume v of air and pressure p is contained in a cylindrical vessel of cross section area A by frictionless air tight piston of mass m .

Show that on slight forcing down the piston and then releasing it, the piston will exert S.H.M given by

$$T = 2\pi \sqrt{\frac{m}{\rho \Delta V}}$$

Solution

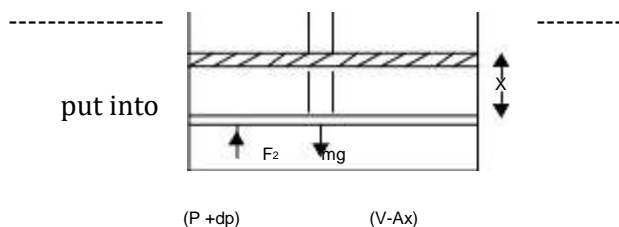


For small

$$(P + dp)A - mg$$

displacement

At Equilibrium



$$[1] \quad (P + dp)A - mg$$

equation 2

$$(P + dp)A - mg$$

When the piston is given a slight downward

displaced x , the volume decrease to

$$V - Ax \quad \text{where } \rho = \frac{m}{V}$$

it is in the form

On releasing, the restoring force

$$F = -\rho Ax$$

But by Newton's 2nd law

$$F = ma$$

But

from Equation 1

$$T = 2\pi \sqrt{\frac{m}{\rho \Delta V}}$$

----- [2]
 If the displacement x is small, the
 compression will be almost isothermal obeying Boyle's law.
 []

Example

160 A piston in a car engine performs S.H.M. The piston has a mass of 0.50kg and its amplitude of vibration is 45mm. the revolution counter in the car reads 750 revolutions per minute. Calculate the maximum force on the piston.

Solution

277.583ms^{-2}

But

2

9.3.0: ENERGY CHANGES IN S.H.M

In S.H.M there's always an energy exchange. At maximum displacement , all the energy is elastic potential energy while at equilibrium point all the energy is kinetic energy

a) Kinetic energy

It's the energy possessed by a body due to its motion

$K.E = \frac{1}{2} mv^2$


$K.E = \frac{1}{2} m \omega^2 x^2$

The K.E is zero when the displacement x is equals to the amplitude

K.E is maximum when the displacement x is zero

$\frac{1}{2} m$

9.3.1: A graph of K.E against displacement



b) Elastic potential energy

This is the energy possessed by a body due to the nature of its particle i.e. compressed or stretched.

161



Force is applied to make particles stretch or compress and therefore the force does work, which work is stored in the body.

But

Or

Total work done \int

$$\int \text{But } F = m \cdot x$$

$$+ \int$$

\int

—

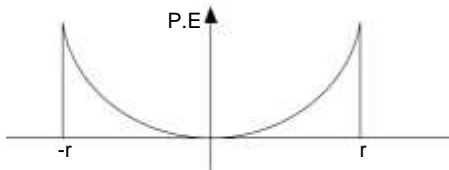
Elastic potential energy — Elastic potential energy =

Note :

Elastic potential energy is maximum when x is a maximum

Elastic potential energy is zero when x=0 (equilibrium)

9.3.2: Graph of P.E against displacement



iii) Mechanical energy

This is the total energy possessed by a body due its motion and nature of its particles

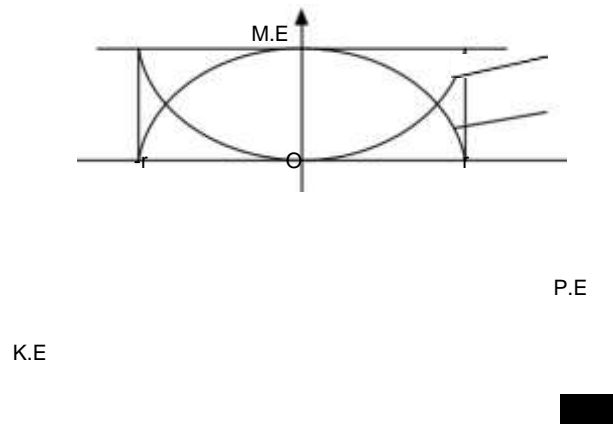
$$\frac{1}{2} m (\quad)$$

M.E =

Note

Mechanical energy is constant

9.3.3: A graph of M.E against displacement



9.4.0: MECHANICAL OSCILLATION

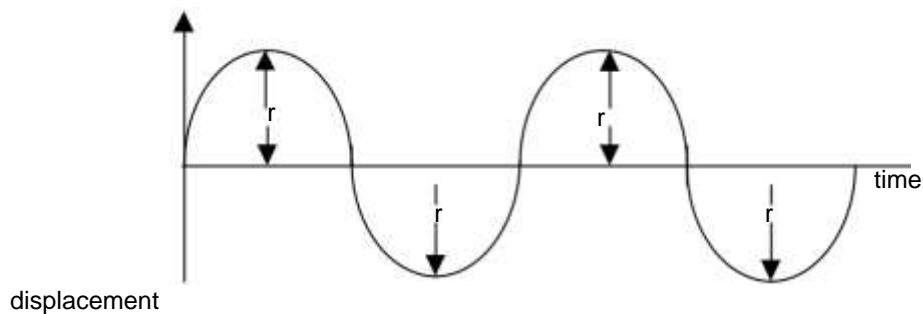
There are three types of oscillation i.e.

- a) Free oscillation
- b) Damped oscillation
- c) Forced oscillation

a) Free oscillations

These are oscillations in which the amplitude remains constant and oscillating systems does not do work against dissipative force such as air friction, and viscous drag. Eg a pendulum bob in a vacuum

Displacement- time graph



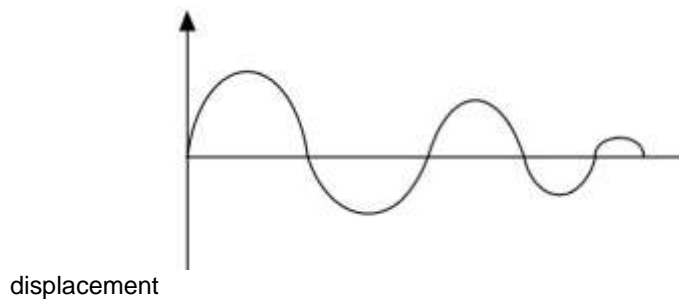
b) Damped oscillations

These are oscillations in which energy is lost and amplitude keeps on decreasing until it dies away due to dissipative forces.

Types of damped oscillations

i) Under damped/slightly damped/lightly damped oscillations

Is when energy is lost and amplitude gradually decreases until oscillation dies away.



Examples

Mass oscillating at the end of the spring oscillating in air

Simple pendulum oscillating in air

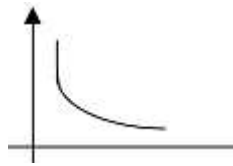


ii) Over damped/highly damped/heavily damped

Is when a system does not oscillate when displaced but takes a very long time to return to equilibrium position.

Example

Displacement



❖ A horizontal spring with a mass on a rough surface

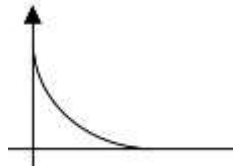
time

iii) Critically damped oscillations

Is when a system does not oscillate when displaced and returns to equilibrium position in a short time.

Example

Displacement



❖ Shock absorber in a car

time

C) FORCED OSCILLATIONS

These are vibrations caused by an external force and the system oscillates at the same frequency as the vibrating force.

Example

Oscillation of a guitar string

Oscillation of a building during an earthquake

Oscillation of air column in a musical pipe

UNEB 2013 No4

(b) Explain Brownian motion

(03marks)

Explain the energy changes which occur when a pendulum is set into motion (03marks)

An[p.e to k.e to p.e]

A simple pendulum of length 1 m has a bob of mass 100g. It is displaced from its mean

Position A to a position B so that the string makes an angle of 45° with the vertical. Calculate

the ;

(i) Maximum potential energy of the bob

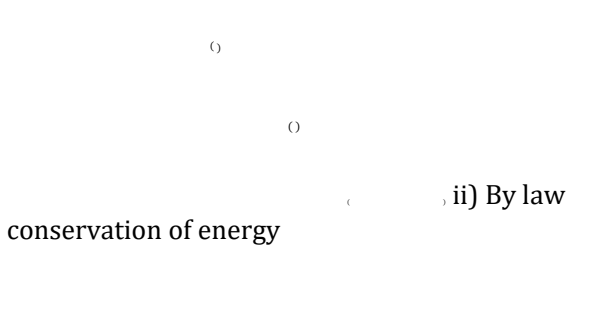
(03marks)

Velocity of the bob when the string makes angle of 30° with the vertical. [Neglect air resistance]

(04marks)


Solution

i)



conservation of energy

ii) By law of



UNEB 2012 No 2

a) Define the following terms as applied to oscillating motion

i) Amplitude [1mk]

ii) Period [1mk]

b) State four characteristics of simple harmonic motion [2mk]

A mass m , is suspended from a rigid support by a string of length, l . the mass is pulled a side so that the string makes an angle, θ with the vertical and then released.

i) Show that the mass executes simple harmonic motion with a period, $T = 2\pi\sqrt{\frac{l}{g}}$ [05mk]

ii) Explain why this mass comes to a stop [02mk]

A piston in a car engine performs simple harmonic motion of frequency 12.5Hz . If the mass of the piston is 0.50kg and its amplitude of vibration is 45mm , find the maximum force on the

piston.

An[139N]

[03mk]

e) Describe an experiment to determine the acceleration due to gravity, g using a spiral spring of



known force constant [06mk]

UNEB 2011 No 2

a) i) what is meant by simple harmonic motion [1mk]

ii) State two practical examples of simple harmonic motion [1mk]

iii) Using graphical illustration distinguish between under damped and critically damped oscillation [4mk]

b) i) describe an experiment to measure acceleration due to gravity using a spiral spring [6mk]

ii) State two limitations to the accuracy of the value it b (i) [02mk]

UNEB 2010 No 2

b) i) What is meant by a simple harmonic motion [1mk]

ii) Distinguish between damped and forced oscillations [2mk]

c) a cylinder of length , cross sectional area A and density, floats in a liquid of density , the cylinder is pushed down slightly and released. 165

i) Show that a performs simple harmonic oscillation [5mk] ii) Derive the expression for the period of oscillation [2mk]

An(T= √(—))

d) A spring of force constant 40Nm⁻¹ is suspended vertically. A mass of 0.1kg suspended from the spring is pulled down a distance of 5mm and released. Find the,

i) Period of oscillation **An[0.314s]** [2mk] ii) Maximum oscillation of the mass **An[2ms⁻²]** [2mk]

iii) Net force acting on the mass when it is 2mm below the centre of oscillation. **An[0.08N]** [2mk]

UNEB 2009 No 3

(a) What is meant by simple harmonic motion (01marks)

A cylindrical vessel of cross-sectional area A , contains air of volume V , at a pressure P , trapped by frictionless air tight piston of mass M . The piston is pushed down and released.

(i) If the piston oscillates with s.h.m, show that the frequency is given by

(06marks)

(ii) Show that the expression for, f in b(i) is dimensionally correct (02marks)

(c) Particle executing s.h.m vibrates in a straight line, given that the speeds of the particle are $4m$ and $2m$ when the particle is 3cm and 6cm respectively from equilibrium. calculate the;

(i) amplitude of oscillation **An(6.7x m)** (03marks)

(ii) frequency of the particle **An(10.68Hz)** (03marks)

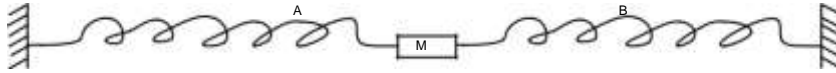
Give two examples of oscillatory motions which execute s.h.m and state the assumptions made in each case

UNEB 2008 No3

a) (i) Define simple harmonic motion [01marks]

(ii) A particle of mass m executes simple harmonic between two point A and B about equilibrium position O. Sketch a graph of the restoring force acting on the particle as a function of distance r and moved by the particle [02marks]

b)



Two springs A and B of spring constants K_A and K_B respectively are connected to a mass m as shown.

The surface on which the mass slides is frictionless.

Show that when the mass is displaced slightly, it oscillates with simple harmonic motion of frequency given by

$$f = \frac{1}{2\pi} \sqrt{\frac{K_A + K_B}{m}}$$

[04marks]

(ii) If the two springs above are identical such that 5Nm^{-1} and mass $m=50\text{g}$, calculate the period of oscillation **An[0.44s]** [03marks]

UNEB 2007 No 1

a) Define simple harmonic motion [01marks]

b) Sketch a graph of
 i) velocity against displacement [03marks]
 acceleration against displacement for a body executing S.H.M

A glass U-tube containing a liquid is tilted slightly and then released [04marks]

i) Show that the liquid oscillates with S.H.M
 ii) Explain why the oscillations ultimately come to rest [03marks]

UNEB 2007 No 4

b) i) What is meant by acceleration due to gravity [01mark]

ii) Describe how you would use a spiral string, a retort stand with a clamp, a pointer, seven 50g masses, meter rule and a stop clock to determine the acceleration due to gravity [6mk]

iii) State any two sources of errors in the experiment in bii) above. [01mark] iv) A body of mass 1kg moving with simple harmonic motion has speed of 5ms^{-1} and 3ms^{-1} when it is at a distance of 0.1m and 0.2m respectively from the equilibrium point. Find the amplitude of

motion [04marsk]

CHAPTER 10: ELASTICITY

If a force is applied to a material in such a way as to deform it (change its shape or size), then the material is said to be stressed and there will be change in relative positions of the molecules within the body and the material become strained. Stress which results in increase in length is called tensile stress and one which results in decrease in length is called compressive stress.

Terms used

Elasticity: This is the ability of the material to regain its original shape and size when the deforming load has been removed.

Elastic material: This is a material which regains its original shape and size when the deforming load has been removed. E.g. Rubber band, spring.

Elastic deformation: This is when a material can recover its original length and shape when the deforming load has been removed.

Elastic limit: This is the maximum load which a material can experience and still regain its original size and shape once the load has been removed.

Proportional limit: This is the maximum load a material can experience for which the extension created on it is directly proportional to the load applied.

Hooke's law: it states that; the extension of a wire or spring is proportional to the applied load provided the proportional limit is not exceeded.

The law shows that when the molecules of a material are slightly displaced from their mean positions, the restoring force is proportional to its displacement.

I.e. $F \propto e$ Where k is the constant of proportionality.

Yield point: this is a point at which there is a marked increase in extension when the stress or load is increased beyond the elastic limit.

The internal structure of the material has changed and the crystal planes have effectively slid across each other. At yield point the material begins to show plastic behavior.

Few materials exhibit yield point such as mild steel, brass and bronze.

Plastic deformation: this is when a material cannot recover its original shape and size when the deforming load has been removed.

Breaking stress/ultimate tensile strength: it is the maximum stress which can be applied to a material. Or it is the corresponding force per unit area of the narrowest cross section of the wire.

Strength: this is the ability of a material to with stand an applied force before breaking.

Or it is the maximum force which can be applied to a material without it breaking.

Stiffness: this is the ability of a material to resist changing its shape and size.

Ductility: it is the ability of the material to be permanently stretched. or it is the ability of the material to be stretched appreciably beyond elastic limit. It can be drawn into different shapes without breaking.

Brittleness: it is the ability of the material to break immediately it is stretched beyond to elastic limit.

Toughness: this is the ability of material to resist crack growth e.g. rubber

Tensile stress: it is force acting per unit area of cross-section of a material.

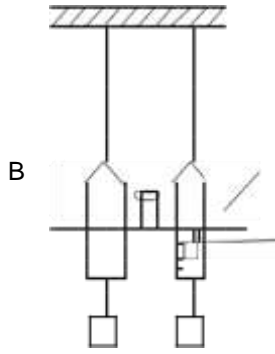
Stress = $\frac{F}{A}$

Tensile strain: it is the extension per unit original length of the material.

Strain = $\frac{\Delta L}{L}$

Strain has no units because it is a ratio of two similar units

10.1.0: Experiment to study elastic



- ❖ Known weight, W is added to the free end of wire Q and the corresponding extension e is read from the vernier scale.
- ❖ The procedure is repeated for different weights.
- ❖ The micrometer screw gauge is taken
- ❖ W is measured that the elastic limit is not exceeded.
- ❖ Two long, thin identical steel wires are

properties of steel


- added to the free end of wire Q and the corresponding extension e is read from the vernier scale.
- Spirit level procedure is repeated for different weights.
- however, vernier readings are also taken when the loads are removed. It ensures that the elastic limit is not exceeded.
- ❖ Results are tabulated including values of

suspended besides each other from rigid support B

- ❖ The wire P is kept taut and free of kinks by weight A attached to its end

- ❖ The graph of tensile stress versus tensile strain is plotted as below.

suspended besides each other from rigid support B



- ❖ The original length of test wire Q is measured and recorded. The mean diameter d is determined and

Tensile stress (Nm-2)

cross-sectional area $A = \frac{\pi d^2}{4}$
Tensile strain $\epsilon = \frac{e}{l}$

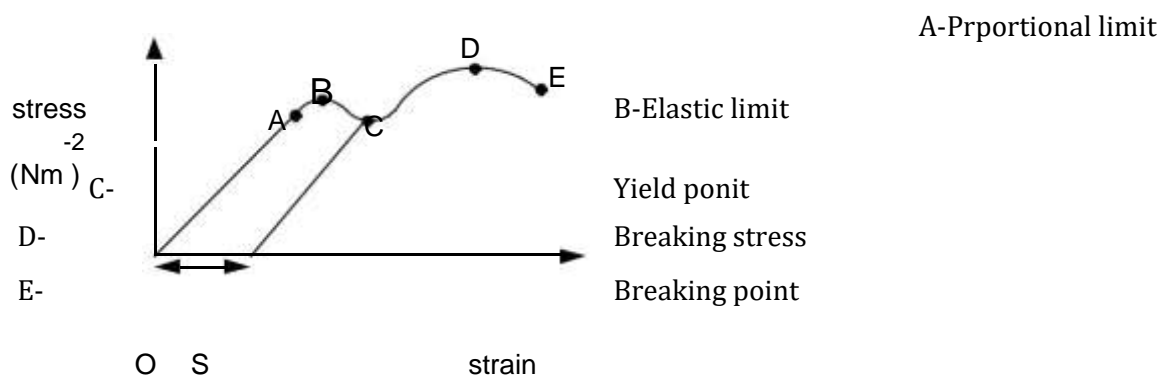
is found. $\sigma = \frac{W}{A}$

$\epsilon = \frac{e}{l}$

10.1.1: Stress-strain graphs

1. Ductile material e.g. copper, steel, iron

A ductile material is one which can be permanently stretched



Region OA: stress strain, all extensions are recovered when the load is removed. It is Hooke's law region and Young's Modulus can be defined only in this region.

Region AB: Hooke's law is not obeyed but extension is recovered when load is removed.

Region BC; Not all extensions are recovered when the load is removed

Region BC: Changes from elastic to plastic deformation

Point E: without any further increase in stress, the wire begins to under go physical changes, it **thins** out at some point and finally breaks

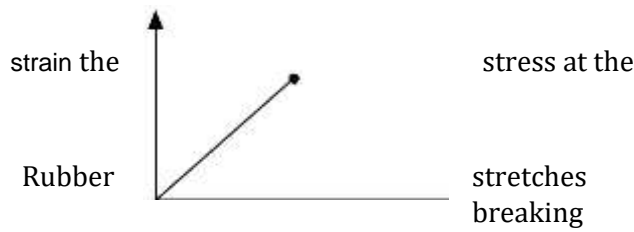
2. Brittle materials e.g. glass, chalk, rocks and cast iron

These are materials that can not be permanently stretched. It breaks as soon as the elastic limit has been reached

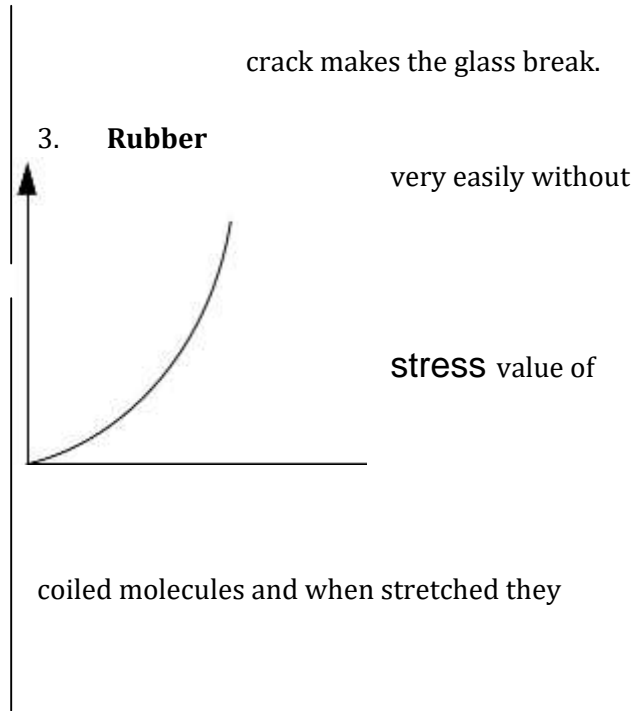
Brittle materials have only a small elastic region

and do not under go plastic deformation. This stress behavior in glass is due to the existence of

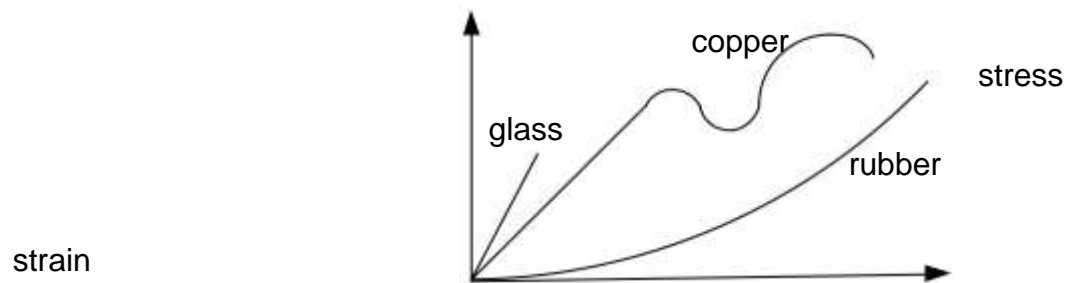
cracks in its surface. The high concentration of



and has a greater range of elasticity. Rubber is much less stiff than metals and therefore its young's modulus is very much smaller than that of most metals. It does not undergo plastic deformation. Un stretched rubber has strain unwind and become straight and much harder



10.1.2: Stress-strain graph for glass, copper and rubber



10.1.3: Energy changes/physical process

1. Elastic deformation

Particles are slightly displaced from their equilibrium positions and work done by the force to displace the particles is stored as elastic potential energy. When the stretching force is removed, the potential energy of the particles changes to kinetic energy and moves them back to their equilibrium position.

2. Plastic deformation

It occurs when the material is stretched beyond the yield point. The crystal planes slide over each other and movement of dislocations takes place. When the stress is removed, original shape and size are not recovered due to energy loss in form of heat.

3. Work hardening

It is the process of increasing the resistance of a material to plastic deformation by plastically deforming it repeatedly.

During repeated plastic deformation, the metal dislocations move through the material and they entangle round each other and become immobile, it creates the resistance of the material to plastic deformation.

This explains why it is easier to break a copper wire by flexing it to and fro.

4. Annealing

It is a process by which a material restores its ductility.

Procedure

The metal is heated to high temperature above its melting point and maintained in this temperature for a period of time and relaxes the internal strains and hence the metal is re-crystallised and returns to the ductile state.

10.2.0: Young's modulus

It is also called the modulus of elasticity of a wire.

Young's modulus is the ratio of tensile stress to tensile strain of a material

Young modulus $\frac{FL}{Ae}$

A is area, L is original length, e is extension

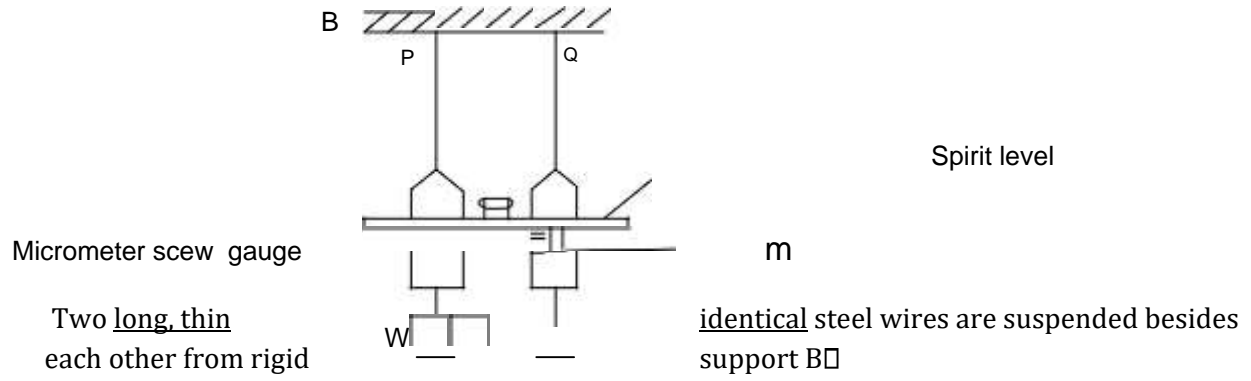
Dimensions of young's modulus

$[E] = \frac{[F][L]}{[A][e]}$

$[E] = \frac{N}{m^2}$

$[E] = \frac{ML^{-1}T^{-2}}$

10.2.1: Determination of young's modulus (Searle's apparatus)



Two long, thin identical steel wires are suspended besides support B

The wire P is kept taut and free of kinks by weight A attached to its end

- The original length of test wire Q is measured and recorded.
- The mean diameter d is determined and cross-sectional area $\frac{\pi d^2}{4}$ is found.

Known weight, W is added to the free end of test wire Q and the corresponding extension e is read from the vernier scale.

The procedure is repeated for different weights. however, vernier readings are also taken when the loads are removed. It ensures that the elastic limit is not exceeded.



A graph of weight W against extension e is plotted and its slope (s) obtained.

□

Young's modulus is obtained from □ —

Note

Two identical wires are used to avoid errors due expansion as a result of temperature changes since they are affected equally.

172 Wires are long as it is convenient, because a moderate load would produce a large tensile stress.

Wires are thin so that a measurable extension is produced even with a small load. Otherwise if the wires were thick it requires a large load which would cause the support to yield.

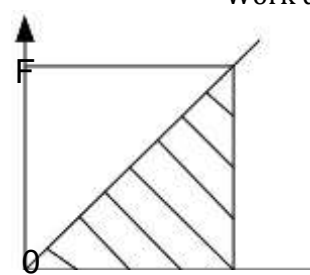
Micrometer/vernier readings are also taken when the load is removed to ensure that the elastic limit is not exceeded.

10.2.2: Energy stored in a stretched material [strain energy]

Consider a material of an elastic constant k , stretched by a force, to extend by .

By Hooke's law, the extension is directly proportional to the applied force provided the elastic limit is not exceeded.

Stretching



e extension

Work done =

force

But

Work done = _

The work done to stretch the material is

stored as elastic potential in the material

Energy stored =

Or Energy stored =

By calculus [integration]

If F is the force which gives an extension from 0 to e and (from Hooke's law)

Work done = f

= f

Work done =

10.2.3: Energy stored per unit volume

Energy stored in the wire =

If a wire is of cross sectional area A and natural length L, the volume = AL

$$\text{Energy per unit volume} = \frac{\text{Energy stored}}{\text{Volume}}$$

Numerical examples

173



1. A metal bar has a circular cross section of diameter 20mm. If the maximum permissible tensile stress is $8 \times 10^7 \text{ Nm}^{-2}$, calculate the maximum force which the bar can withstand.

Solution

$d = 20\text{mm} = 20 \times 10^{-3}\text{m}$	}	stress =	Force =	$2.513 \times 10^4 \text{N}$
=				

$$\text{Force} = \text{stress} \times \text{area} =$$

2. Find the maximum load which may be placed on steel of diameter 1mm if the permitted strain must not exceed _____ and young's modulus for steel is _____ Nm^{-2}

Solution

Young modulus	}	strain	Force = stress x area	=	Force	= $1.571 \times 10^2 \text{N}$	Stress =
$\frac{\text{Stress} = E \times \text{strain}}$							
=							
Nm^{-2}							

An elastic string of cross-sectional area 4mm^2 requires a force of 2.8N to increase its length by one tenth. Find young's modulus for the string if the original length of the string was 1m , find the energy stored in the string when it is extended.

Solution

$A = 4\text{mm}^2 = \dots \text{m}^2,$ $F = 2.8\text{N},$ $L = 1\text{m}, e = 0.1$	$E = 7 \times 10^6 \text{Nm}^{-2}$	$\text{Energy stored} = \frac{1}{2} Fe$ $= 0.14\text{J}$
--	------------------------------------	---

4. A rubber cord of a catapult has a cross-sectional area of 1.2m^2 and original length 0.72m , and is stretched to 0.84m to fire a small stone of mass 15g at a bird. Calculate the initial velocity of the stone when it just leaves the catapult. Assume that Young's modulus for rubber is

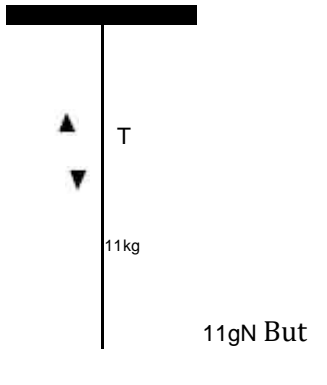
Solution

Stretching force, \dots <hr style="width: 80%; margin-left: 0;"/> Energy stored in rubber	\dots	Kinetic energy of stone \dots \dots
---	---------	--

A mass of 11kg is suspended from the ceiling by an aluminum wire of length 2m and diameter 2mm , what is;

The extension produced

The elastic energy stored in the wire (young's modulus of aluminum is $7 \times 10^{10} \text{ Pa}$)



Solution



Energy stored

$\frac{1}{2} T e$

Energy stored

5.29

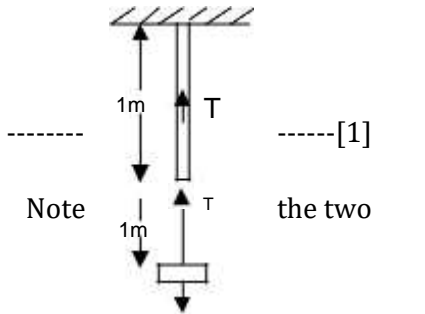
J

A cylindrical copper wire and a cylindrical steel wire, each of length 1m and having equal diameter are joined at one end to form a composite wire 2m long. This composite wire is subjected to a tensile stress until its length becomes 2.002m. calculate the tensile stress applied to the wire

(young modulus of copper = Pa and Steel = Pa)

Solution

[Recall from S.H.M wire in series experience the same tension and weight]



wires will

experiences

same stress

Stress

But E

F

Total extension,

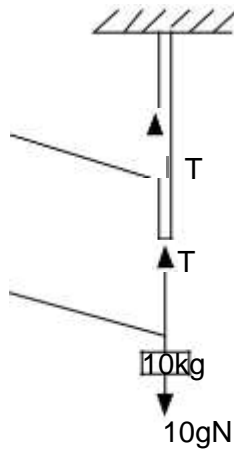
One end of a copper wire is welded to a steel wire of length 1.5m and diameter 1mm while the other end is fixed. The length of the copper wire is 0.8m while its diameter is 0.5mm. a bob 10kg is suspended from the free end of a steel wire. Find

Extension which results

Energy stored in the compound wire

(Young's modulus for copper = $1.1 \times 10^{11} \text{ Nm}^{-2}$ and steel = $2.0 \times 10^{11} \text{ Nm}^{-2}$)

Solution



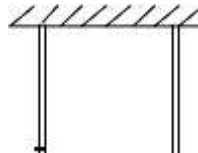
Recall from S.H.M for series wires

$T = mg$

But $\frac{mg}{AY} = \frac{e}{L}$

$$e = \frac{T L}{A Y} = \frac{10 \times 9.8 \times 1.5}{\frac{\pi}{4} (0.001)^2 \times 2.0 \times 10^{11}}$$

$$= 3.997 \times 10^{-3} \text{ m}$$



$$e_{\text{steel}} = 3.997 \times 10^{-3} \text{ m}$$

$$e_{\text{copper}} = \frac{T L}{A Y} = \frac{10 \times 9.8 \times 0.8}{\frac{\pi}{4} (0.0005)^2 \times 1.1 \times 10^{11}}$$

$$= 9.9924 \times 10^{-4} \text{ m}$$

copper

steel

Energy stored in

composite Fe

$$= 9.9924 \times 10^{-4} \quad 3.997 \times 10^{-3}$$

= $5.10 \times 10^{-2} \text{J}$

7.

steel

Brass

A  B

A light rigid bar is suspended horizontally from two vertical wires, one of steel and one of brass as shown in the diagram. Each wire is 2.00m long. The diameter of the steel wire is 0.6mm and the length of the bar AB is 0.2m. when a mass of 10kg is suspended from the centre of AB the bar remains horizontal.

What is the tension in each wire

Calculate the extension of the steel wire and the energy stored in it

Calculate the diameter of the brass wire

If the brass wires are replaced by another brass wire of diameter 1mm, where should the mass be suspended so that AB would remain horizontal.[young's modulus for steel = $2 \times 10^{11} \text{Pa}$ and brass= $1 \times 10^{11} \text{Pa}$].

Solution

steel

=

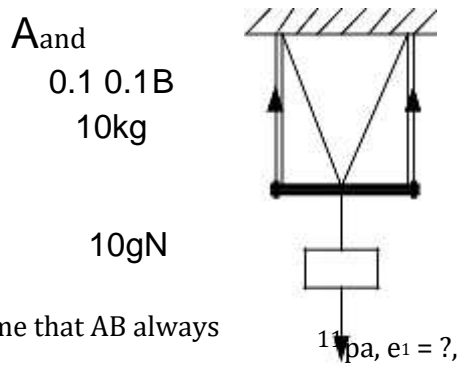
Brass

T

T

Energy stored in steel is

iii) For the bar AB to remain horizontal $e_1 = e_2$



For brass :

$L_1 = 2\text{m}, d_1 = 0.6 \times 10^{-3}\text{m}, E_1 = 2 \times 10^{11}$

$L_2 = 2\text{m}, d_2 = ?, E_2 = 1 \times 10^{11}\text{pa}, e_2 = ?$

Taking moments about O:

Also: $\frac{1}{2} \times \dots$

Tension on each wire is

ii) for steel

$\frac{y(2 \times 10^{11})}{y(1 \times 10^{11} \times 7.85 \times 10^{-7})}$

$e_1 =$

Energy stored in steel = 0.116m from the steel wire

Mass should be

placed

The ends of a uniform wire of cross-sectional area 10^{-6}m^2 mass are attached to fixed points A and B which are 1m apart in the same horizontal plane. The wire is initially straight and

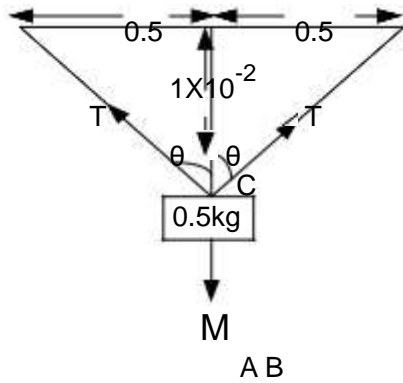
and negligible mass are attached to fixed points A and B which are 1m apart in the same horizontal plane. The wire is initially straight and

A mass of 0.5kg is attached to the mid point of the wire and hangs in equilibrium with the mid point at a distance 10mm below AB. Calculate the value of young's modulus for the wire

Solution

$A = \quad m_2, AB = 1m, e = 1m, m = 0.5kg,$
 $Mc = 10 \times 10^{-3}m$

|



0.5gN

Using Pythagoras theorem,

The ends of a uniform wire of length 2m are fixed to two points which are 2m apart in the same horizontal line. When a 5kg mass is attached to the mid point of the wire, the equilibrium position is 7.5cm below the line AB. Given that the young's modulus of the material of the wire is 2×10^{11} pa. find the;

- Strain in the wire
- Stress in the wire
- Energy stored in the wire.

Solution

Length ACB

Extension = 1.0002 -

But

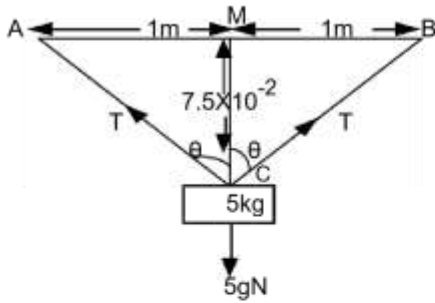
88.9% Resolving vertically

But $F = T$ (deforming force)

$E = \dots$

$E =$

$M = 5\text{kg}$, $AB = 2\text{m}$, $L = 2\text{m}$, $M_c = 7.5 \times 10^{-2}\text{m}$,
 $E = 2 \times 10^{11}\text{Pa}$



$$CB_2 = MB_2 + MC_2$$

$$CB_2 = 1^2 + (7.5 \times 10^{-2})^2$$

$$CB = 1.003\text{m}$$

$$CB = AC = 1.003\text{m}$$

$$\text{Stretched length } ACB = 2 \times 1.003$$

$$= 2.006$$

$$\text{Extension} = 2.006 - 2 = 0.006\text{m}$$

Strain = $\frac{\text{Extension}}{\text{Original Length}} = \frac{0.006}{2} = 3 \times 10^{-3}$

Stress = $E \times \text{strain} = 2 \times 10^{11} \times 3 \times 10^{-3} = 6 \times 10^8 \text{Nm}^{-2}$

Energy stored = $\frac{1}{2} \times \text{Force} \times \text{Extension} = \frac{1}{2} \times 5g \times 0.006 = 9.84 \times 10^{-1} \text{J}$



.....(i)

Exercise: 25 [use $g = 10\text{ms}^{-2}$]

1. A metal specimen has length of 0.5m. If the maximum permissible strain is not to exceed 10^{-3} , calculate its maximum extension **An ($5 \times 10^{-4}\text{m}$)**

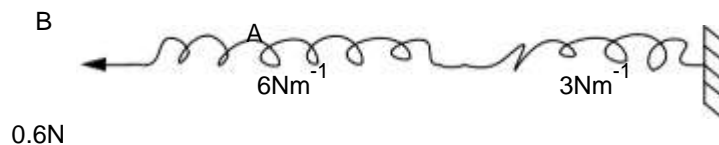
A metal bar of length 50mm and square cross-sectional side 20mm is extended by 0.015mm under a tensile load of 30kg, calculate

Stress

Strain in specimen

Value of young's modulus for that metal. **An[$7.25 \times 10^{-3}\text{Nm}^{-2}$, 3×10^{-4} , 24.5Nm^{-2}]**

3.



A spring A of force constant 6Nm^{-1} is connected in series with a spring B of force constant 3Nm^{-1} as shown below. One end of the combination is securely anchored and a force of 0.6N is applied to the other end

- By how much does each spring extend
- What is the force constant of the combination **An[0.1 (A), 0.2m(B), 2Nm^{-1}]**

A copper wire and steel wire each of length 1.5m and diameter 2mm are joined end to end to form a composite wire. The composite wire is loaded until its length becomes 3.003m . if young's modulus of steel is _____, and that of copper is _____

Find the strain in the copper and steel wires

Calculate the force applied

An[copper =0.0013, steel = _____, force= _____]

A thin steel wire initially 1.5m long and of diameter 0.50mm is suspended from a rigid support, calculate

The final extension

Energy stored in a wire when a mass of 3kg is attached to the lower end. (young's modulus for steel = $2 \times 10^{11}\text{Nm}^{-2}$) **An [1.1mm, 1.7×10^{-2}]**

Two wires of steel and phosphor bronze each of diameter 0.40cm and length 3.0m are joined end to end to form a composite wire of length 6.0m . calculate the tension in the wire needed to

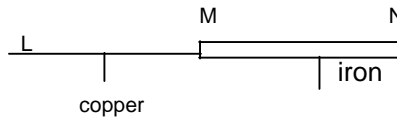
179



produce a total extension of 0.128cm in the composite wire. (Given that E of steel and E of bronze= _____) **An[100.5N]**

A copper wire LM is fused at one end M to an iron wire MN. The copper wire has length 0.9m and cross section $0.9 \times 10^{-6} \text{m}^2$. The iron wire has length 1.4m and cross-section

$1.3 \times 10^{-6} \text{m}^2$. The compound wire is stretched and its total length increases by 0.01m



Calculate;

The ratio of the extension of the two wires

The extension of each wire

The tension applied to the compound wire (young's modulus for copper = $1.3 \times 10^{11} \text{Nm}^{-2}$ and $2.1 \times 10^{11} \text{pa}$) (Young's modulus for steel = $2 \times 10^{11} \text{Nm}^{-2}$)

An (Cu:Fe 3:2, 0.6mm, 4.0mm, 780N)

a) Define stress, strain and the young's modulus

i) describe an experiment to determine the young's modulus for a material in the form of a wire

Which measurement require particular care, from the point of view of accuracy and why

i) derive an expression for the potential energy stored in a stretched wire

A steel wire of diameter 1mm and length 1.m is stretched by a force of 50N, calculate the potential energy stored in the wire. ((young's modulus for steel = $2 \times 10^{11} \text{Nm}^{-2}$)

An $1.2 \times 10^{-2} \text{J}$

The wire is further stretched to breaking where does the stored energy go

a) A heavy rigid bar is supported horizontally from a fixed support by two vertical wires A and B of the same initial length and which experience the same extension. If the ratio of the diameter of A and to that of B is 2 and the ratio of the young's modulus of A to that of

if the distance between the wires is D, calculate the distance of wire A from the centre of

gravity of the bar. **(An)**

a) A rubber cord has a diameter of 5.0mm and on un stretched length of 1.0m. One end of the cord is attached to a fixed support A. When a mass of 1.0kg is attached to the other end of the cord so as to hang vertically below A, the cord is observed to elongate by 100mm, calculate the young's modulus of rubber.

b) If the 1kg mass is now pulled down a further short distance and then released, what is the period of the resulting oscillations? **An [5.1x10⁻²s, 0.63s]**

A uniform steel wire of density 7800kgm⁻³ weighs 26g and 250cm long, it lengthens by 1.2mm, when stretched by a force of 80N, calculate;

The value of young's modulus for steel

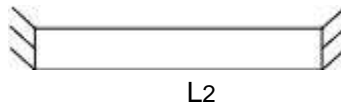
The energy stored in the wire

(Hint volume = Al) Ans (2.03x10¹¹Nm⁻², 0.048J)

10.2.4: FORCE ON A BAR DUE TO THERMAL EXPANSION OR CONTRACTION

When a bar is heated and then prevented from contracting as it cools, a force is exerted at the ends of a bar.

Consider a metal of young's modulus E, cross sectional Area A at a temperature θ_0 °C fixed between two rigid supports.



When the bar is cooled to a temperature θ_1 , the bar can not contract hence there will be forces on the rigid support.

If α is the mean co-efficient of linear expansion then


L_{θ_1} is length of the bar at temperature θ_1 °C

L_{θ_0} is length of the bar at temperature θ_0 °C where $\theta =$

Subtracting From $E = \text{stress}/\text{strain}$

() Stress = $E \times \text{strain}$


$F = AE\alpha\theta$



Coefficient of linear expansion is defined as degree rise in temperature.

$\alpha \theta = \text{---}$

But strain ---



-

the fractional increase in length at θ for every

Examples UNEB 2012 No1c (ii)

Two identical steel bars A and B of radius 2.0mm are suspended from the ceiling. A mass of 2.0kg is attached to the free end of bar A, calculate the temperature to which B should be raised so that the bars are again of equal length. (young's modulus of steel = $1.0 \times 10^{11} \text{Nm}^{-2}$ and

linear expansivity of steel)

181



Solution

For steel bar A, , $m = 2\text{kg}$,

Strain = 1.56×10^{-5}

But $E = \text{---}$

Stress -

Strain =

Strain = --- but strain = $\alpha \theta$

$\theta = \text{---}$ $\theta = 1.3\text{K}$

B should be raised by a temperature of 1.3K

2. A uniform metal bar of length 1m and diameter 2cm is fixed between two rigid supports at 25°C. if the temperature of the bar is raised to 75°C, find

The force exerted on the support.

Energy stored in the bar at 75°C. (young's modulus of metal = $2 \times 10^{11} \text{Pa}$ and coefficient of linear expansion = K^{-1})

Solution

i) $\theta_1 = 25^\circ\text{C}$, $\theta_2 = 75^\circ\text{C}$, $E = 2 \times 10^{11} \text{Pa}$,
 $L = 1 \text{m}$, but strain = $\alpha \Delta \theta = 2 \times 10^{-2}$, $\alpha =$
 and also
 Force = $EA \alpha$
 $=$
 $=$
 $F = 3.14 \times 10^4 \text{N}$

ii) Energy stored = $\frac{1}{2} F \Delta L$
 $= \frac{1}{2} \times 3.14 \times 10^4 \times 0.02$
 $= 7.85 \text{J}$

Exercise:26

A copper rod of length 0.8m and diameter 40mm is fixed between two rigid supports at a temperature of 20°C. the temperature of the rod is raised to 70°C, calculate;

The force exerted on the rod at 70°C

Energy stored per unit volume at 70°C

Force exerted on the support if temperature was lowered to 45°C

[E for copper = $1.2 \times 10^{11} \text{Nm}^{-2}$, α for copper between 20°C to 70°C is $1.7 \times 10^{-5} \text{K}^{-1}$] **Ans**
($1.28 \times 10^5 \text{ N}$, 43.52J , $4.33 \times 10^4 \text{Nm}^{-3}$, $6.4 \times 10^4 \text{N}$)

Two identical cylindrical steel bars each of radius 3.00m and length 7m rest in a vertical position with their lower end on a rigid horizontal surface. A mass of 4.0kg is placed on the top of one bar. The temperature of the other bar is to be altered so that the two bars are once again of equal length. Given that the coefficient of linear expansivity of steel is

(i) By how much should the temperature be altered

(ii) Find the energy store in the bar due to the temperature change.

An[0.58K,]

UNEB 2014 No2

(a) (i) What is meant by **Young's modulus** (01mark)

(ii) State **Hooke's law** (01mark)

Derive an expression for the energy released in a unit volume of a stretched wire in terms of stress and strain (04marks)

(b) A steel wire of length 0.6 m and cross-sectional area is attached at B to a copper wire BC of length 0.39 m and cross-sectional area . The combination is suspended vertically from a fixed point at A and supports weight of 250 N at C. find the extension in each of the wires, given that Young's Modulus for steel is and that of copper is . **An[]** (05 marks)

With the aid of a labeled diagram, describe an experiment to determine the Young's Modulus of steel wire (07marks)

(d) Explain the term plastic deformation in metals (02marks)

UNEB 2012 No1

a) State Hooke's law (1 mark)

A copper wire is stretched until it breaks

Sketch a stress-strain graph for the wire and explain what happens to the energy used to stretch the wire at each stage. (4 marks)

ii. Derive the expression for the work done by a distance e (3 marks)

c) Define young's modulus (1 mark)

UNEB 2010

- a) i) describe the terms tensile stress and tensile strain as applied to a stretched wire. (2 marks)
- b) ii) Distinguish between elastic limit and proportional limit (2 marks)
- c) With the aid of a labeled diagram, describe an experiment to investigate the relationship between tensile stress and tensile strain of a steel wire (4 marks)

i) A load of 60N is applied to a steel wire of length 2.5m and cross sectional area of 0.22mm². if young's modulus for steel is 210GPa, find the expansion produced. (3 marks)

183



If the temperature rise of 1k causes a fractional increase of 0.001%, find the change in the length of a steel wire of length 2.5mm when the temperature increases by 4K. (3 marks)

Solution

F = 60N, L = 2.5m, A = 0.22mm² = 0.22x10⁻⁶m², E = 210Gpa or E = 210x10⁹Pa

Expansion required is the extension
 $\frac{\text{extension}}{\text{original length}} = \text{\%extension}$

$e = 2.5 \times 10^{-4} \text{m}$

$1K = 2.5 \times 10^{-4} \text{m}$

$e = 3.247 \times 10^{-3} \text{m}$

1K gives 0.001%

0.001 % =

10^{-4}m

$4K = 2.5 \times 10^{-4} \times 4$

$4K = 1 \times 10^{-3} \text{m}$

UNEB 2006 No 3

- a) i) Define stress and strain (2 marks)
- ii) Determine the dimensions of young's modulus (3 marks)

Sketch a graph of stress versus strain for a ductile material and explain its features (6 marks)

A steel wire of cross-section area 1mm^2 is cooled from a temperature of 60°C to 15°C , find the;

i. Strain (2marks)

Force needed to prevent it from contracting young's modulus = $2 \times 10^{11}\text{Pa}$, coefficient of linear expansion for steel = $1.1 \times 10^{-5}\text{K}^{-1}$ (3 marks)

d) Explain the energy changes which occur during plastic deformation (4 marks)

Ans (4.95×10^{-4} , 99N)

UNEB 2005 No 2

Explain the terms

Ductility

Stiffness

A copper wire and steel wire each of length 1.0m and diameter 1.0mm are joined end to end to form a composite wire 2.0m long, find the strain in each wire when the composite stretches by $2 \times 10^{-3}\text{m}$. Young's modulus for copper and steel are 1.2×10^{11} and $2.0 \times 10^{11}\text{Pa}$ respectively

Ans (1.25×10^{-3} , 7.5×10^{-4}) (7 marks)

UNEB 2003 No 3(d)

- i) define the terms longitudinal stress and young's modulus of elasticity (2 marks)
ii) describe how to determine young's modulus for a steel wire. (07 marks)

UNEB 2001 No2

a) Define the following terms

i. Stress (1 mark)

ii. Strain (1 mark)

State the necessary measurements in the determination of young's modulus of a metal wire

(2 marks)

Explain why the following precautions are taken during an experiment to determine young's modulus of a metal wire.

Two long, thin wires of the same material are suspended from a common support (2 marks)

The readings of the Vanier are also taken when the loads are gradually removed in steps (1 mark)

CHAPTER 11: FLUID MECHANICS

Both liquids and gases are fluids because they 'flow' i.e. since their molecules are spaced and cause a change in shape without change in volume.

Fluid mechanics involves fluids at rest (hydro statics) and fluids in motion (hydro dynamics/fluid flow)

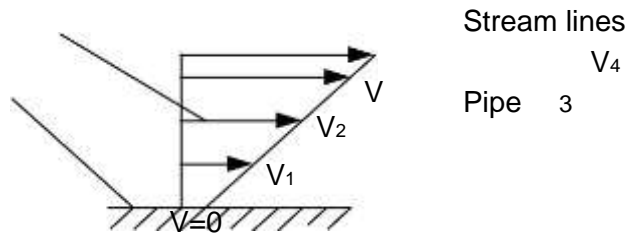
11.1.0: Fluid flow

11.1.1: Viscosity

Definition

Viscosity is the frictional force between adjacent layers of a fluid moving at different velocities. Fluid flow involves a shear. Fluids flow or move in form of layers, adjacent layers of a fluid are displaced over each other to form a shear. The different layers move at different speeds and therefore there will be a frictional force which opposes relative motion between the layers of the fluid. This frictional force is called **viscosity**. The greater the viscosity, the less easily it is for the liquid to flow and the stickier the liquid feels, the harder the liquid to flow.

Fluids stick to the solid surface so that when they flow the velocity must gradually decrease to zero as the wall of the pipe or vessel is approached.



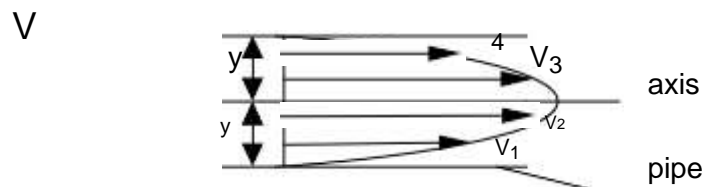
The arrows are known as stream lines and the length of the streamlines represents the magnitude of the velocity.

Definition: A streamline is a curve whose tangent at any point is along the direction of the velocity of the fluid particles at that point.

11.1.2: LAMINAR AND TURBULENT FLOW

Laminar (steady/uniform) flow is the orderly flow of a liquid where lines of flow are parallel to the axis of the tube or pipe and liquid particles at the same distance from the axis have the same velocity.

Laminar flow occurs at low velocities below the critical velocity.



Turbulent

flow is a

disorderly

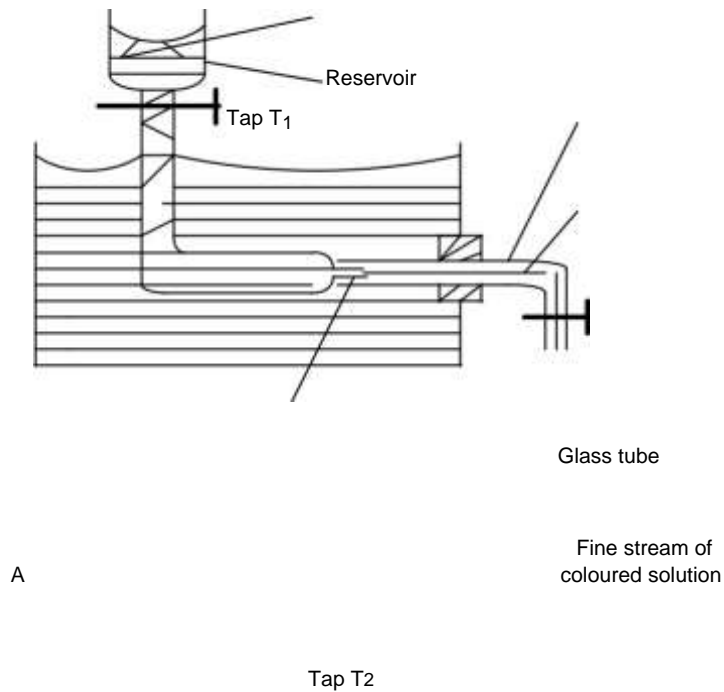
flow where
lines of flow
are not
parallel to
the axis of
the pipe
and liquid
particles at
the same
distance
from the
axis have
different
velocities
(speeds and
direction).

Turbulent flow occurs at high velocities, above the critical velocity.



11.1.3: EXPERIMENT TO DEMONSTRATE LAMINAR AND TURBULENT FLOW

Potassium permanganate solution



The apparatus is set up as above. With taps T_1 and T_2 closed, potassium permanganate solution is poured into the reservoir and water poured into container A

T_2 is then slightly opened to allow water to flow out of the glass tube and T_1 also opened slightly.

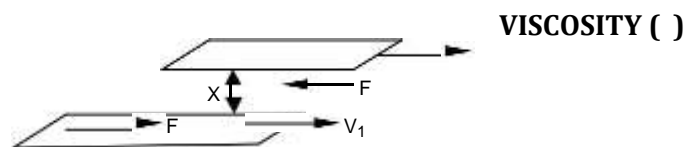
A fine stream of coloured solution is seen flowing along side the water to the glass tube and this illustrates laminar flow.

Tap T_2 is then widely opened to allow more water to flow from the glass tube, a stage is reached when the coloured solution in the glass tube begins to spread out and fill the wall of the tube.

The critical velocity has been exceeded and turbulence has begun.

11.1.4: COEFFICIENT OF

V_2



Consider two parallel layers of a liquid moving with velocities V_1 and V_2 and separated by a distance x with area of contact between the layers A

The slower lower layer exerts a tangential retarding force F on the faster upper layer the lower layer itself experiences an equal and opposite tangential force F due to the upper layer.

Velocity gradient between the layers _____

Definition

Velocity gradient is the change in velocity between two layers (points) per unit length of separation of the points.

Frictional force F between adjacent layers depends on

Area of contact between the layers [F ∝ A]

Velocity gradient between layers [F ∝ velocity gradient]

Therefore

$$= \frac{F}{A \times \text{velocity gradient}}$$

Definition

Coefficient of viscosity is the frictional force acting on a unit area of a fluid when it is in a region of unit velocity gradient

OR

Coefficient of viscosity is the tangential stress which one layer of a fluid exerts on another layer in contact with it when the velocity gradient between the layers is 1.

Dimensions of

$$= \frac{F}{A \times \text{velocity gradient}}$$

$$= \frac{[M L^{-1} T^{-2}]}{[L^2] \times [T^{-1} L^{-1}]}$$

Units of = Nsm⁻²

11.1.5: Effects of temperature on viscosity

In liquids, viscosity is due to intermolecular forces of attraction between layers moving at different speeds. Increase in temperature reduces(weakens) intermolecular forces which increases molecular separation and speed, consequently viscosity in liquids decreases rapidly with increase in temperature

In gases, viscosity is due to transfer of momentum . Molecules are further apart and have negligible intermolecular forces , molecules move randomly colliding with one another and continuously transferring momentum to the neighboring layers. Increasing the temperature of the gas increases the average speed (increases K.E) of the gas molecules hence increasing the transfer of momentum which results into increase in viscosity of the gas.

Differences between viscosity and solid friction

Solid friction	Viscosity
Independent of area of contact	Depends on area of contact
Independent of relative velocity between layers in contact	Directly proportional to velocity gradient
Independent of temperature but dependent on normal reaction	Depends on temperature

11.1.6: Steady flow of a liquid through a pipe (poiseuille’s formula)

Poiseuille derived an expression for the volume of a liquid flowing out of a pipe per second. He assumes that the flow was steady/laminar.

The volume of liquid flowing out of a pipe per unit time (V/t) depends on; i. The coefficient of viscosity of the liquid

The radius of the pipe r

The pressure gradient P/L causing the flow

- ()

Put into equation 2

K is a dimensionless constant

But from x For M,

.....1

For L,2

For T,3

From equation 1:

By experiment K =

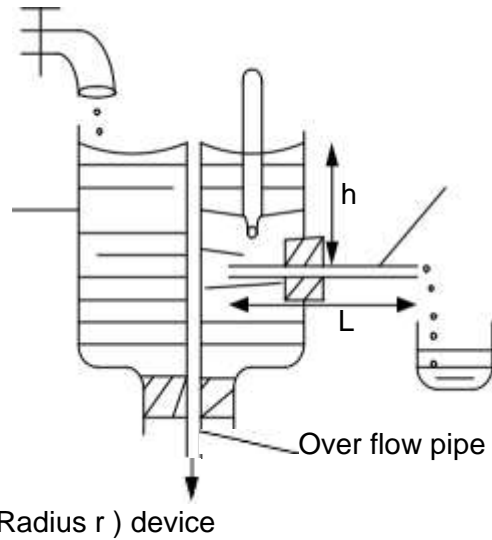
Put into equation 3:

()-

formula

- Poiseuille's

a:
poiseuille's



Measurement of η of a liquid by formula

Capillary tube
Constant

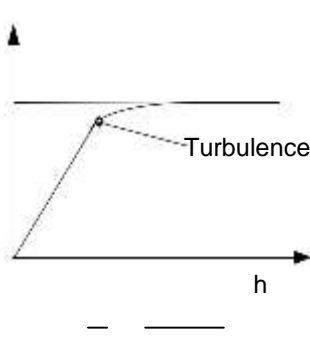
Liquid flowing out

The liquid under test flows steadily through the capillary tube from a constant head device and the volume V of liquid which emerges in a known time t is collected in a beaker and measured.

The radius r of the tube is measured using a travelling microscope and a meter rule is used to measure its length L and height h of the liquid above the tube.

The procedure is repeated by lowering or raising the overflow pipe to obtain several values of (V/t) for each h .

A graph of (V/t) against h is plotted and its slope is determined from the straight part of laminar flow.



But $P = \frac{V}{t}$

$mx + c$

$=$ _____

$h \rho g$ where ρ is the density of the liquid

Comparing _____ with $y =$

Slope $S = ($ _____ $)$

Note:

The experiment must be carried out at a constant temperature to avoid changes in

Constant head apparatus is used to ensure that the rate of liquid flowing through the cap

41

1
V_{avg}

190



- ❖ Great care is needed when measuring r because it appears in the calculation of h as r^4 . This makes the % error in h due to an error in r four times the % error in r .

A capillary tube is used because r needs to be small so that h is large enough to be measured accurately

11.2.0: STOKES' LAW AND TERMINAL VELOCITY

11.2.1: Derivation of Stoke's law

Stoke's suggested that any particle moving through a fluid experiences a retarding force called **viscous drag** due to the viscosity of the fluid. This force depends on the speed of the body V and acts in opposite direction to its motion

Note:

Viscosity of a fluid is the frictional force opposing relative motion between adjacent layers while **viscous drag** is the frictional force experienced by a body moving in a fluid due to its viscosity.

The viscous drag F on a spherical body depends

On the radius (r) of the sphere

Velocity V of the sphere

Coefficient of viscosity

F

F(x)

K is a dimensionless constant Put into eqn 2

For M

.....(1) From equation x

For L,

$$F = k V r$$

.....(2) Experiment showed

that $K = 6\pi$

For T,

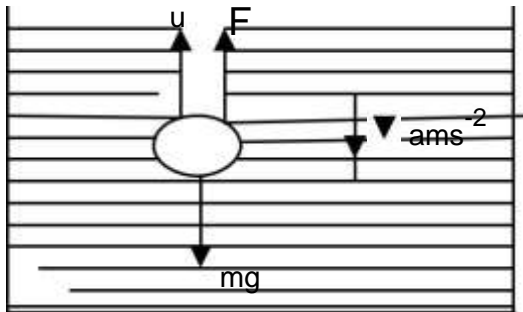
-Stoke's law

11.2.2: TERMINAL VELOCITY

Consider a sphere of radius, falling from rest through a viscous fluid.

The forces acting on the sphere are its weight downwards , up thrust upwards due to the displaced fluid and the viscous drag, F upwards due to viscosity of the fluid.

- ❖ As the body accelerate downwards, its velocity increase and from πr so does the viscous drag increase .When the body is completely immersed in the fluid, up thrust remains constant since no more fluid is being displaced.
- ❖ A point is reached when . This implies that the net force acting on the body is zero and body continues to move down with a maximum constant velocity called **terminal velocity**.



If ρ and ρ_s are the densities of the fluid and sphere respectively, then;

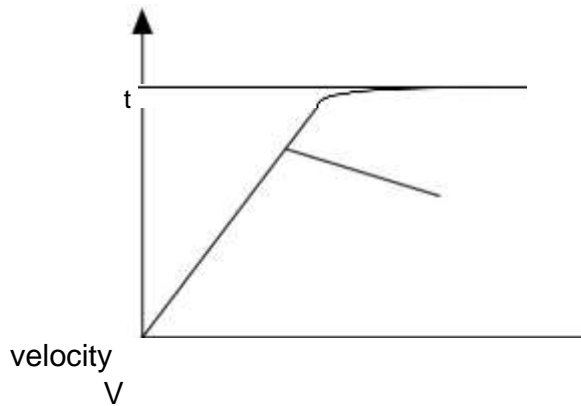
At the terminal velocity:(1)

$$\begin{aligned}
 &= \frac{4}{3} \pi r^3 (\rho_s - \rho) g \\
 &= 6 \pi \eta r v
 \end{aligned}$$

Definition

Terminal velocity is the maximum constant velocity attained by a body falling through a viscous fluid.

A graph of velocity against time for an object falling in a fluid



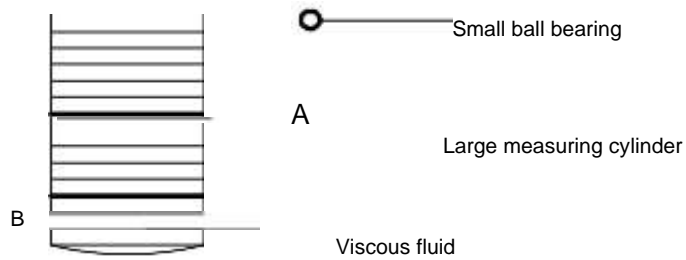
acceleration

time

b: Measurement of η liquid by Stoke's law

The method is suitable for liquids of high viscosity such as glycerin and treacle





❖ Densities of the ball bearing and liquid and respectively are obtained.

Three reference marks A , B and C at equal distances are made on the sides of a tall transparent tube filled with the liquid.

❖ The ball is allowed to fall centrally through the liquid. The times taken for the ball to fall from A to B and from B to C respectively are measured and noted .

When _____ , terminal velocity is obtained from

$$\frac{4}{3}\pi r^3(\rho - \rho_f)g = 6\pi\eta r v \quad \dots\dots\dots[1]$$

The diameter d and hence radius r of the ball bearing is measured using a micrometer screw gauge.

Coefficient of viscosity is then calculated from Stoke’s using

$$\eta = \frac{2r^2(\rho - \rho_f)g}{9v} \quad \dots\dots\dots[2]$$

Note:

A measuring cylinder which is wide compared with the diameter of the ball bearing.

Point C should be far away from the top of the tube so that the temperature remains constant.

using a highly viscous liquid and a small ball bearing makes t large enough to be measured

Question

Describe how you can determine terminal velocity of a sphere falling in a viscous fluid.

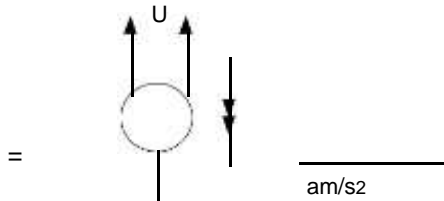
An [The whole experiment of Stoke’s law is the answer but only end in equation 1]

Numerical examples

A spherical raindrop of radius $2.0 \times 10^{-4} \text{m}$, falls vertically in air at 20°C , if the densities of air and water are 1.3kgm^{-3} and $1 \times 10^3 \text{kgm}^{-3}$ respectively and the viscosity of air at 20°C is $1.8 \times 10^{-5} \text{Pa}$.

Find the terminal velocity of the drop

Solution



= ■

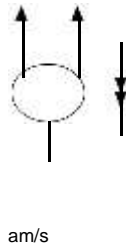
At terminal velocity : $Mg = U + F$

A spherical oil drop of density 900 kg m^{-3} and radius $1.9 \mu\text{m}$ falls under gravity between two

plates. Calculate the terminal velocity attained by the drop. What electric field intensity must be applied between the plates in order to keep the drop stationary (density air = 1 kg m^{-3} , coefficient of viscosity of air = $1.8 \times 10^{-3} \text{ Nm}^{-2} \text{ s}^{-1}$)

Solution

r

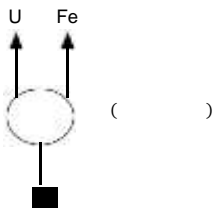


2 =

$$= \frac{4}{3} \pi r^3 \rho \dots$$

At terminal velocity: $Mg = U + F$

Since the sphere is moving down, the electric field applied upwards to keep it stationary and there



$$mg = Fe$$

When it is stationary $Mg = U + Fe$

$$F = \frac{4}{3} \pi r^3 \rho \dots$$

$$= 1.84 \times 10^{-11} \text{ N}$$

m has a charge of $1.6 \times 10^{-19} \text{ C}$

plates drop between the (density air

$$U = F = \frac{qE}{4\pi r^2}$$

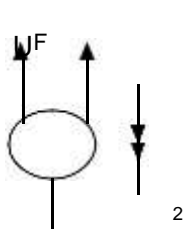
field must be applied upwards to keep it stationary and there will be no viscous drag

$$EQ$$

$$E = 3.60 \times 10^6 \text{ Vm}^{-1}$$

Find the terminal velocity of an oil drop of radius $2.5 \times 10^{-6} \text{m}$ which falls through air. Neglecting the density of air. (Viscosity of air = $1.8 \times 10^{-5} \text{Nm}^{-2}$, density of oil = 900kgm^{-3})

Solution



But $\rho = 0 \text{kgm}^{-3}$



$$6\pi \eta r v = \frac{4}{3}\pi r^3 \rho g$$

$$v = \frac{r^2 \rho g}{6\eta}$$

am/s

$$= \frac{(2.5 \times 10^{-6})^2 \times 900 \times 9.8}{6 \times 1.8 \times 10^{-5}}$$

At terminal velocity: $Mg = U + F$

UNEB 2012 NO 4C

A metal ball of diameter 10mm is timed as it falls through oil at a steady speed, it takes 0.5s to fall through a vertical distance of 0.03m. Assuming that density of the metal is 7500kgm^{-3} and that of oil is 900kgm^{-3} , find

- i. The weight of the ball (2 marks)

The up thrust on the ball

- iii. The coefficient of viscosity of oil (03 marks (Assume the viscous force = $6\pi r V_0$ where is the coefficient of viscosity, r is radius of *the ball* and

Solution

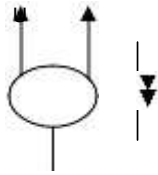
F

$$U = 0.037 \text{N}$$

V_0 is terminal velocity)

iii) At ter

$\text{am/s}^2 \ 0.31 =$



minal velocity $Mg =$

$0.037 +$

$U + F$

$\frac{6\pi}{r V_0}$

$- ()$

$r V_0$

but $V_0 = \underline{\hspace{2cm}}$

Weight = mg

2.414Nsm^{-2}

Weight = 0.31N

ii) Up thrust U -

Exercise:27

1. A small oil drop falls with terminal velocity of $4 \times 10^{-4} \text{ms}^{-1}$ through air. Calculate the radius of the drop. What is the terminal velocity of oil drop if its radius is halved.

(viscosity of air = $1.8 \times 10^{-5} \text{Nm}^{-2}\text{s}$, density of oil = 900kgm^{-3} , neglect density of air)

An [$1.92 \times 10^{-6} \text{m}$, $1.0 \times 10^{-4} \text{ms}^{-1}$]

2. A spherical rain drop of radius m falls vertically in air at 20° . If the densities of air and water are 1.2 and 1000 respectively and that the coefficient of viscosity of air at 20° is s , calculate the terminal velocity of the drop. **An[4.484 m s^{-1}]**.

A metal sphere of radius $2.0 \times 10^{-3} \text{m}$ and mass $3.0 \times 10^{-4} \text{kg}$ falls under gravity, central down a wide tube filled with a liquid at 35°C , the density of the liquid is 700kgm^{-3} , the sphere attains a terminal velocity of magnitude $40 \times 10^{-2} \text{ms}^{-1}$. The tube is emptied and filled with another liquid at the same temperature and of density 900kgm^{-3} . When the metal sphere falls centrally down the tube, it is



found to attain a terminal velocity of magnitude $25 \times 10^{-2} \text{ms}^{-1}$. Determine at 35°C , the ratio of the coefficient of viscosity of the second liquid to that of the first. **[an 1.640]**

In an experiment to determine the coefficient of viscosity of motor oil, the following measurements were made

Mass of glass of sphere = $1.2 \times 10^{-4} \text{kg}$

Diameter of sphere = 4.0×10^{-3} ,

Terminal velocity of sphere = $5.4 \times 10^{-2} \text{ms}^{-1}$

Density of oil = 860kgm^{-3}

Calculate the coefficient of viscosity of the oil **[an 0.45Nsm⁻²]**

A metal sphere of radius $3.0 \times 10^{-3} \text{m}$ and mass $4.0 \times 10^{-4} \text{kg}$ falls under gravity, central down a wide tube filled with a liquid at 25°C , the density of the liquid is 800kgm^{-3} , the sphere attains a terminal velocity of magnitude v . The tube is emptied and filled with another liquid at the same temperature and of density 100kgm^{-3} . When the metal sphere falls centrally down the tube, it is

found to attain a terminal velocity of magnitude $2v$. Determine at 25°C , the ratio of the coefficient of viscosity of the second liquid to that of the first. **[An 2.09]**

A steel sphere of diameter $3.0 \times 10^{-3} \text{m}$ falls through a cylinder containing a liquid x. When the sphere has attained a terminal velocity, it takes 1.08 s to travel between two fixed marks on the cylinder. When the experiment is repeated using another steel sphere of diameter $5.0 \times 10^{-3} \text{m}$ with the cylinder containing liquid y, the time of fall between two fixed points is 4.8 s. if the density of liquid x is ρ_x , that of liquid y is ρ_y and that of the steel ball is ρ_s

determine the ratio of the coefficient of viscosity of the liquid x to that of the liquid y, if the temperature remains constant throughout. **[An 0.77]**

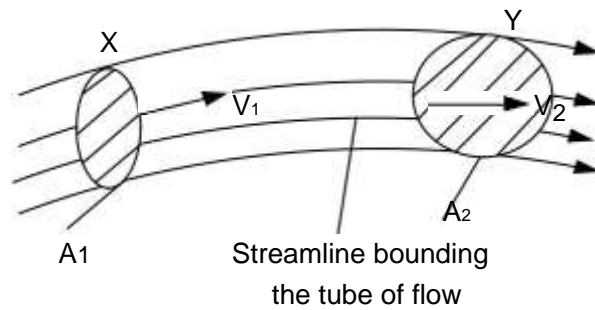
11.3.0: Equation of continuity

Consider a fluid undergoing steady flow and consider a section XY of a tube of flow with the fluid.

Let A_1 and A_2 be the cross-section areas of the tube of flow at X and Y respectively

and ρ_1 and ρ_2 be the densities of the fluid at X and Y respectively

V_1 and V_2 be the velocities of the fluid particles at X and Y respectively.



In a time interval Δt the fluid at X will move forward a distance $V_1\Delta t$. therefore, a volume $A_1V_1\Delta t$ will enter the tube at X. the mass of fluid entering at X in time Δt will be there be

$$\rho_1 A_1V_1\Delta t$$

Similarly the mass leaving at Y in the same time is $\rho_2 A_2V_2\Delta t$

Since the mass entering at X is equal to mass leaving at Y

$$\rho_1A_1V_1\Delta t = \rho_2 A_2V_2\Delta t$$

For an incompressible fluid $\rho_1 = \rho_2$

$$\boxed{} \dots\dots\dots 1$$

Equation 1 is an equation of continuity for an incompressible fluid

Definition

An incompressible fluid is a fluid in which changes in pressure produce no change in the density of the fluid

11.3.1: WHY LIQUIDS FLOW FASTER IN CONSTRICTIONS

Volume flow per second is constant, so by the equation of continuity: $A_1V_1 = A_2V_2$

— It implies that $A_2 \propto$ — if — then

Hence the velocity at the wider part is less than that at the constructed part

11.3.2: Bernoulli's equation

It states that for an incompressible non viscous fluid undergoing steady flow, the pressure plus the potential energy per unit volume plus kinetic energy per unit volume is constant at all points on a stream line.

i.e.

$$\boxed{\phantom{P + \rho gh + \frac{1}{2}\rho v^2 = \text{constant}}}$$

P is the pressure with in the fluid g is the acceleration due to gravity ρ is the density of the fluid h is height of the fluid (above reference line) v is the velocity of the fluid

11.3.3: Derivation of Bernoulli's equation

Consider a tube of flow with in a non-viscous incompressible fluid undergoing steady flow

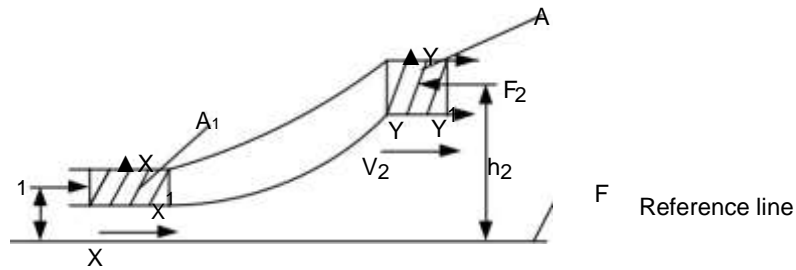
Let p_1 and p_2 = pressure at X and Y

V_1 and V_2 = velocities at X and Y

A_1 and A_2 = area of cross section at X and Y

h_1 and h_2 = Average heights at X and Y

2



h_1 V_1

Let X_1 be close to X so that each of the parameters above has the same value at X_1 and at X. Let Y_1 be close to Y with similar consequences

Since the fluid is incompressible, the density will be the same at all points. Let this be ρ .

Consider the section of fluid which is between X and Y moving to occupy the region between X_1 and Y_1 . The fluid moves in this direction because the force F_1 is greater than the force F_2 . The force F moves a distance and the fluid moves a distance against the force F_2 Network done on the fluid is therefore given by

.....1

Since the fluid is undergoing steady flow, the mass of fluid that was originally between X and X_1 is equal to the mass which is now between Y and Y_1 . Let this mass be M, thus a mass M which originally had velocity V_1 and average height H_1 has been replaced by an equal mass with velocity V_2 and average height h_2 , therefore,

Gain in kinetic energy2

Gain in potential energy3

Name of the work done on the fluid has been used to overcome internal friction since the fluid is non-viscous and therefore by the principle of conservation of energy. Work done= Gain in kinetic energy + Gain in potential energy

Work done -

$F_1 - F_2$

$$A_1V_1\Delta t - A_2V_2\Delta t$$

But A_1 (volume between X and X_1) = —

And similarly volume between Y and Y_1 (A_2) = —

constant

Assumptions

The flow is laminar

The fluid is incompressible and non viscous

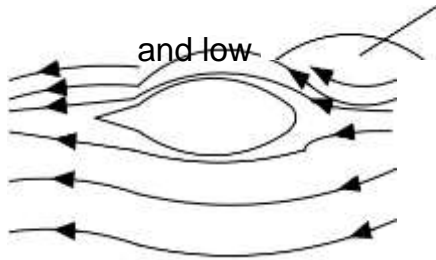
The pressure and velocity are uniform at any cross section of the tube

Note

In accordance with equation of continuity, fluids speed up at constrictions and therefore there is a decrease in pressure at constrictions. This effect is made use of in such devices are filter pumps, Bunsen burners and carburetors

11.3.4: Application of Bernoulli's principle

It follows from Bernoulli's equation that whenever a flowing fluid speeds up, there is a corresponding decrease in the pressure and for the potential energy of the fluids. If the flow is horizontal, the whole of the velocity increase is accounted for by a decrease in pressure.



1. Aero foil lift

Region of high speed
pressure

wings than below the wings.

An aero foil e.g. an air craft wing is shaped so that air flows faster along the top of the

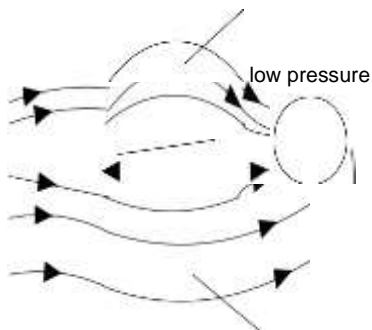
By Bernoulli's principle pressure below becomes greater than that above the wings.

This pressure difference produces the resultant force called lift upwards force. It is this force which provides a force that lifts the plane off the ground at take off

Region of low speed and high pressure

2. A spinning ball

high air speed



is because
air around

low air speed and therefore high pressure

and therefore
ball

A ball such as a football, tennis or golf

that is projected to travel through air experiences a sideways force which makes it

Direction of ball
the spin drags

with the ball such that air moves

Spin curve in flight. This

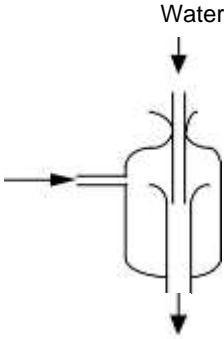
force which makes the ball the curve as it spins.

faster on one side of the ball than the other. The pressure difference causes a resultant

3. Sanction effect

This is experienced by a person standing close to the platform at the station when a fast moving train passes. The fast moving air between the person and the train produces a decrease in pressure and the excess pressure on the other side pushes the person towards the train

4. Filter pump



This pump has a narrow cross section in the middle so that the jet of water from the top flows faster here. This reduces the pressure around it and thus air flows in from the side of a tube connected to a vessel. The air and water are expelled together through the bottom of the pump

Water in

jet of water from the top

This reduces the pressure

Air from vessel

around it and thus air flows in from the side of a tube vessel. The air and water

To the drain

5. Bunsen burner

The gas passes the narrow jet at high speed creating a low pressure region. Atmospheric pressure then pushes air in through the hole and the mixture flows up the tube to burn at the top

Carburetor

The air passage through a carburetor is partially constructed at the point where petrol and air are mixed. This increases the speed of air but lowers its pressure and permits more rapid evaporation of the petrol.

Examples

Water flows along a horizontal pipe of cross section area 30cm^2 . The speed of water is 4ms^{-1} but this rises to 7.5m/s in constriction pipe. What is the area of this narrow part of the tube.

Solution

From the equation of continuity

$$A_1 V_1 = A_2 V_2 \text{ Area of the narrow part is } 16c$$

2. Water leaves the jet of a horizontal hose at 10m/s. If the velocity of the water within the hose is 0.4m/s. Calculate the pressure P within the hose (density of water 1000kg/m³) and atmospheric pressure 10⁵Nm⁻²

Solution

$$V_1 = 0.4\text{m/s}, P_1 = ?, 1000\text{kg/m}^3,$$

$$V_2 = 10\text{m/s}, P = 10^5$$

$$P + \frac{1}{2} \rho v^2 = \text{a constant} \quad P_1 = 1.5 \times 10^5 \text{ Pa}$$

$$P_1 + \frac{1}{2} \rho v_1^2 = P_2 + \frac{1}{2} \rho v_2^2 \text{ for horizontal flow}$$

$$P_1 + \frac{1}{2} \times 1000 \times (0.4)^2 = P_2 + \frac{1}{2} \times 1000 \times (10)^2$$

$$P_2 = 1.5 \times 10^5 \text{ Pa}$$

3. A fluid of density 1000 flows in a horizontal tube. If the pressure at the entry of the tube is 10⁵ Pa and at the exit is 10⁴ Pa, given that the velocity of the fluid at the entry is 10 m/s, calculate the velocity of the fluid at the exit.

Solution

$$P + \frac{1}{2} \rho v^2 = \text{a constant}$$

$$P_1 + \frac{1}{2} \rho v_1^2 = P_2 + \frac{1}{2} \rho v_2^2 \text{ for horizontal flow}$$

4. An aircraft design requires a dynamic lift of 1000 N on each square meter of the wing when the speed of the aircraft through the air is 80 m/s. Assuming that the air flows past the wing with streamline flow and that the flow past the lower surface is equal to the speed of the aircraft, what is the required speed of the air over the upper surface of the wing if the density of the air is 1.2 kg/m³?

Solution

$$P_1 + \frac{1}{2} \rho v_1^2 = P_2 + \frac{1}{2} \rho v_2^2 \text{ for horizontal flow}$$

$$P_1 = P_2 = P$$

$$\frac{1}{2} \rho v_1^2 = \frac{1}{2} \rho v_2^2$$

$$v_1^2 = v_2^2$$

$$v_2 = \sqrt{v_1^2} = 80 \text{ m/s}$$

Air flows over the upper surface of the wings of an aero plane at a speed of 81ms^{-1} and past the lower surfaces of the wings at 57ms^{-1} . Calculate the lift force on the aero plane if it has a total wing area of 3.2m^2 . (density of air = 1.3kgm^{-3})

Solution

$$P_1 + \frac{1}{2}\rho v_1^2 = P_2 + \frac{1}{2}\rho v_2^2 \text{ for horizontal flow}$$



()

()

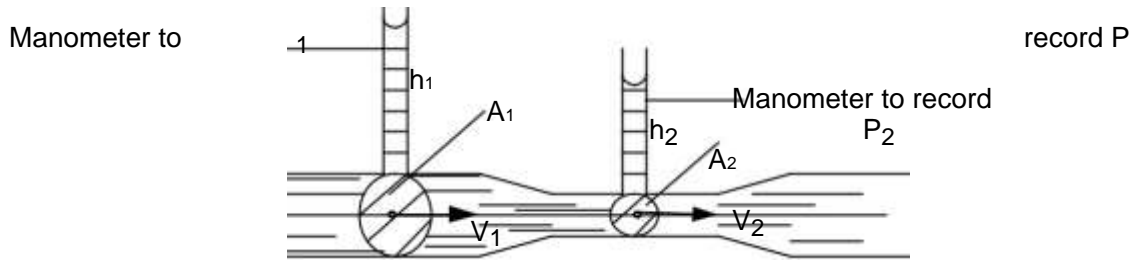
ff , O

[——— ()]

11.3.5: Measurement of fluid velocity

5. Venturi meter

This is a device which introduces a constriction into a pipe carrying a fluid in order that the velocity of the fluid can be measured by measuring the resulting drop in pressure.



Consider the fluid to be non viscous, incompressible and of density ρ in a horizontal steady flow let the pressure and velocity be P_1 and V_1 at the main pipe and P_2 and V_2 at the constricted pipe along the same stream line

Applying Bernoulli's equation

$$P_1 + \frac{1}{2} \rho V_1^2 = P_2 + \frac{1}{2} \rho V_2^2 \dots\dots\dots(1) \text{ (horizontal flow)}$$

If the cross sectional areas at main and constricted equation of continuity.

$$A_1 V_1 = A_2 V_2$$

$$= \frac{A_2 V_2}{A_1}$$

Put into equation 1

$$P_1 + \frac{1}{2} \rho \left(\frac{A_2 V_2}{A_1} \right)^2 = P_2 + \frac{1}{2} \rho V_2^2$$

Thus by measuring pressures and and knowing ρ , A_1 , and A_2 it is possible to find the velocity of V_1 of the fluid in the un constricted (main) section of the pipe.

Note: $P_1 = \rho g h_1$ and $P_2 = \rho g h_2$

Examples

1.a)



a horizontal pipe of a diameter 36.0cm tapers to a diameter of 18.0cm at P. An ideal gas at a pressure of $2 \times 10^5 \text{ Pa}$ is moving along the wider part of the pipe at a speed of 30 ms^{-1} , the



pressure of the gas at P is $1.8 \times 10^5 \text{ Pa}$. Assuming the temperature of the gas remain constant calculate the speed of the gas at P.

For the gas in (a) recalculate the speed at P on the assumption that it can be treated as an incompressible fluid, and use Bernoulli's equation to calculate corresponding value for the pressure at P. Assume that in the wider part of the pipe the gas speed is still 30.0 ms^{-1} , the pressure is still $2.00 \times 10^5 \text{ Pa}$ and at this pressure the density of the gas is 2.60 kg m^{-3} .

Solution

a) $P_1 = 2 \times 10^5 \text{ Pa}$ $d_1 = 36 \times 10^{-2} \text{ m}$, $v_1 = 30 \text{ ms}^{-1}$

$P_2 = 1.8 \times 10^5 \text{ Pa}$ $d_2 = 18 \times 10^{-2} \text{ m}$ $v_2 = ?$ An

ideal gas at constant temperature obeys

Boyle's law.

----- [1]

volume

and volume

But $L_1 = \text{speed } V_1 \times t$ and $L_2 = \text{speed } V_2 \times t$

Put into equation 1 :

$\frac{P_1 V_1}{30} = \frac{P_2 V_2}{30}$

Using Bernoulli's equation

For an incompressible fluid

----- [2]

$P_1 = 2 \times 10^5 \text{ Pa}$ $d_1 = 36 \times 10^{-2} \text{ m}$ $v_1 = 30 \text{ ms}^{-1}$

$P_2 = ?$ $d_2 = 18 \times 10^{-2} \text{ m}$, $v_2 = ?$

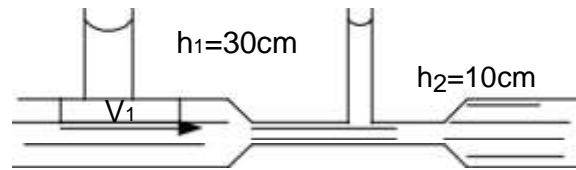
$\frac{P_1 + \frac{1}{2} \rho v_1^2}{30} = \frac{P_2 + \frac{1}{2} \rho v_2^2}{30}$

$P_1 + \frac{1}{2} \rho v_1^2 = P_2 + \frac{1}{2} \rho v_2^2$ for horizontal flow

$2 \times 10^5 + \frac{1}{2} \times 2.6 \times 30^2 = P_2 + \frac{1}{2} \times 2.6 \times v_2^2$

$P_2 = 1.825 \times 10^5 \text{ Pa}$

A venturimeter consists of a horizontal tube with a constriction tube which replaces part of the piping system as shown below



If the cross-section area of the main pipe is $5.8 \times 10^{-3} \text{ m}^2$ and that of the constriction is $2.58 \times 10^{-3} \text{ m}^2$. Find the velocity V_1 of the liquid in the main pipe

Solution

$$h_1 = 30 \times 10^{-2} \text{ m}, h_2 = 10 \times 10^{-2} \text{ m}, \rho_1 = \rho_2 = \rho, P_1 + \rho g h_1 = P_2 + \rho g h_2$$

$$A_1 = 5.81 \times 10^{-3} \text{ m}^2, A_2 = 2.58 \times 10^{-3} \text{ m}^2$$

$$P_1 + \rho g h_1 = P_2 + \rho g h_2$$

$$P_1 + \frac{1}{2} \rho V_1^2 + \rho g h_1 = P_2 + \frac{1}{2} \rho V_2^2 + \rho g h_2$$

$$A_1 V_1 = A_2 V_2$$

$$\frac{5.81 \times 10^{-3} V_1}{2.58 \times 10^{-3}} = \frac{2.943 - 0.981}{2.035612343} V_2$$

$$30 \times 9.81 + \frac{1}{2} \rho V_1^2 = 10 \times 9.81 + \frac{1}{2} \rho V_2^2$$

$$V_1 = 0.982 \text{ m/s}$$

$$\frac{1}{2} \rho V_1^2 = P_1 - P_2 + \rho g (h_2 - h_1)$$

From equation of continuity

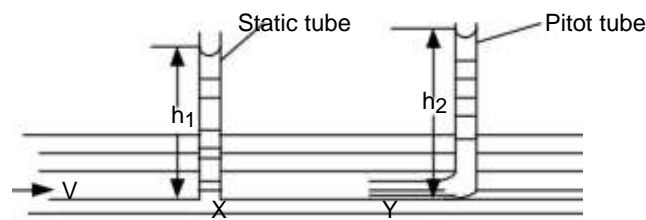
$$A_1 V_1 = A_2 V_2$$

$$2.035612343 V_2$$

$$V_2 = 0.963837739$$

3. Pitot-static tubes

The Pitot - static tube is a device used to measure the velocity of a moving fluid. It consists of two manometer tubes, the pitot tube and the static tube. The pitot tube has its opening facing the fluid flow, the static tube has its opening at right angles to this



The total pressure exerted by a flowing liquid has two components ie the static pressure and dynamic pressure. Static tube measures the static pressure while pitot tube measures total pressure.

$P + \frac{1}{2} \rho v^2 + \dots = \text{a constant}$

Static pressure= P + and Dynamic pressure = -



Static pressure

Static pressure at a point is the pressure that the fluid would have if it were at rest.

Dynamic pressure

It is the pressure of a fluid due to its velocity

Total pressure

It is the sum of the dynamic and static pressure.

Example

The static pressure in a horizontal pipe line is $4.3 \times 10^4 \text{Pa}$, the total pressure is $4.7 \times 10^4 \text{Pa}$ and the area of cross-section is 20cm^2 . The fluid may be considered to be incompressible and non viscous and has a density of 10kgm^{-3} . Calculate

The flow velocity in the pipeline

The volume flow rate in the pipeline

Solution

Static pressure = $4.3 \times 10^4 \text{ Pa}$

Total pressure = $4.7 \times 10^4 \text{ Pa}$

$\rho = 20 \times 10^{-4} \text{ m}^2, P = 10 \text{ kgm}^{-3}$

Dynamic pressure total pressure – static pressure

Dynamic pressure = $4.7 \times 10^4 - 4.3 \times 10^4$ Dynamic

pressure = $0.4 \times 10^4 \text{ Pa}$

Dynamic pressure =

$$0.4 \times 10^4 = \rho V^2$$

$$V = 2.83 \text{ m/s}$$

Volume flow rate = _____

$$= 20 \times 10^{-4} \times 2.83$$

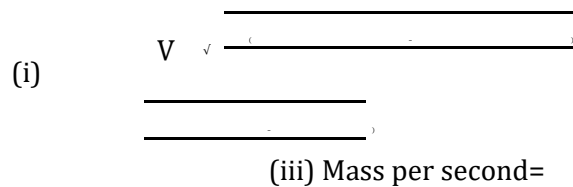
2. Water flows steadily along a uniform flow tube of cross-sectional area 30 cm^2 . The static pressure is 1000 Pa and the total pressure is 1012 Pa , assuming that the density of water is 1000 kgm^{-3} , calculate the;

Flow velocity

Volume flux

Mass of water passing through a section of the tube per second

Solution



$$\text{Volume flux} = 0.012 \text{ m}^3 \text{ per second}$$

(ii) $\rho \times \text{volume per second} = \text{area} \times \text{velocity}$

Mass per second

A pitot – static tube fitted with a pressure gauge is used to measure the speed of a boat at sea.

Given that the speed of the boat does not exceed 10 m/s and the density of sea water is 1050 kgm^{-3} ,

calculate the maximum pressure on the gauge

Solution

Maximum pressure is the dynamic pressure =

Dynamic pressure = Dynamic pressure

5.25x10⁴Pa

Exercise: 28

Water flows speedily along a horizontal tube of cross-sectional area 25cm². The static pressure with in the pipe is 1.3x10⁵pa and the total pressure 1.4x10⁵pa. Calculate the velocity of the water flow and the mass of the water flow past a point in a tube per second. [**an 4.47m/s, 11.175kg/s**]

A lawn sprinkler has 20 holes each of cross sectional area 2x10⁻²cm² and its connected to a horse pipe of cross sectional area 2.4cm², if the speed of the water in the horse pipe is 1.5m/s, estimate the speed of the water as it emerges from the holes. [**an9m/s**]

Water flows speedily along a uniform flow tube of cross section 30cm². The static pressure is 1.2x10⁵Pa and the total pressure is 1.28x10⁵Pa. Calculate the flow velocity and the mass of water per second flowing past a section of the tube. (Density of water is 1000kg .) [**an 4m/s, 12kg/s**]

Air flows over the upper surface of the wings of an aero plane at a speed of 120ms⁻¹ and past the lower surfaces of the wings at 110ms⁻¹. Calculate the lift force on the aero plane if it has a total wing area of 20m². (density of air) [**an= 2.97x10⁴N**]

11.4.0: FLUIDS AT REST

11.4.1: DENSITY AND RELATIVE DENSITY

Density of a substance is defined as the mass per unit volume of a substance.

—

S.I unit's

Relative density

Definition

It is the ratio of the density of a substance to density of an equal volume of water at 4°C

It is at 4 because water has maximum density of 1000kgm^{-3} at that temperature

$$\frac{\rho_s}{\rho_w}$$

It can also be defined as the ratio of the mass of a substance to mass of an equal volume of water

$$\frac{m_s}{m_w} \text{ for } W = mg$$

$$\text{R.D} = \frac{W_s}{W_w}$$

$$\frac{m_s}{m_w}$$

It can also be defined as the ratio of weight of a substance to weight of an equal volume of water.

Note: Relative density has no units.

11.4.2: ARCHIMEDE'S PRINCIPLE

It states that when a body is wholly or partially immersed in a fluid, it experiences an up thrust equals to the weight of the fluid displaced.

I.e. Up thrust = weight of fluid = apparent loss of weight of the object in a fluid.

Definition

Up thrust is the apparent loss of weight of an object immersed in a fluid

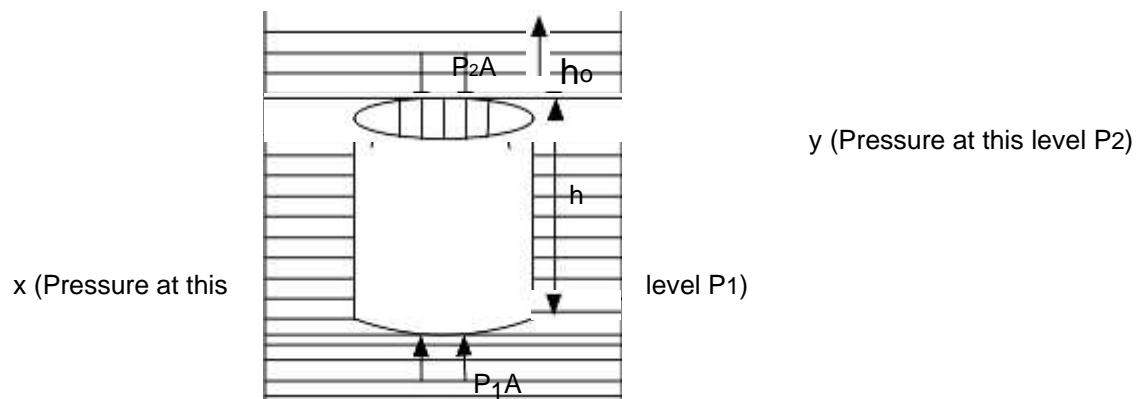
Or

It is the resultant upward force on the body due to the fluid.



11.4.3: Verification of Archimedes’ principle using a cylindrical rod

Consider a cylindrical rod of cross-sectional area A and height h immersed in a large quantity of a fluid of density ρ such that its top is at level Y , meters below the surface of the fluid while its bottom is at level X shown below



Volume of fluid displaced = volume of cylinder

$$Ah$$

Mass of fluid displaced = ρAh

The fluid exerts forces of P_1A and P_2A on the bottom and top faces of the cylinder.

The up thrust (resultant upward force due to the fluid is therefore given by

$$= P_1A - P_2A$$

$$= \rho g(h + h_0)A - \rho gh_0A$$

$$= \rho gAh \dots\dots\dots(ii)$$

From equation (i) and equation (ii), therefore;
weight of fluid displaced



Question: Show that the weight of fluid displaced by an object is equal to up thrust on the object

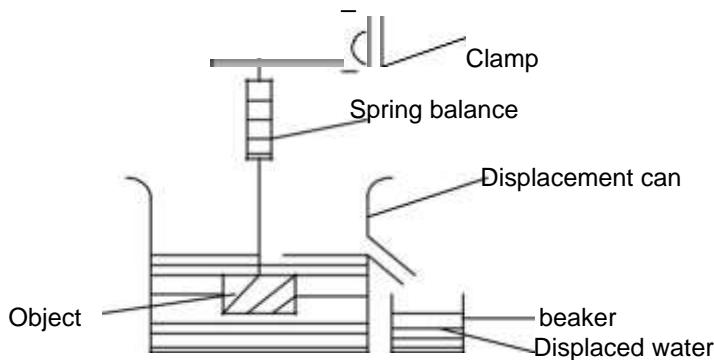
11.4.4: Verification of Archimedes' principle using a spring balance.

Fill the displacement can with water till water flows through the spout and wait until the water stops dripping. Weigh a solid object in air using a spring balance and record its weight

Place a beaker of known weight beneath the spout of the can.

208 With the help of the spring balance, the solid object is carefully lowered into the water in the displacement can and wait until water stops dripping when it is completely immersed, its

weight (apparent weight) is then read and recorded from the spring balance as . > Re weigh the beaker and the displaced water and record the weight as ()



Results

Let the weight of the empty beaker be

Weight of water displaced = weight of (beaker +water) – weight of beaker

Weight of water displaced = ()1

Apparent loss of weight of object = weight of object in air – weight of object in water

Apparent loss of weight of the object = -

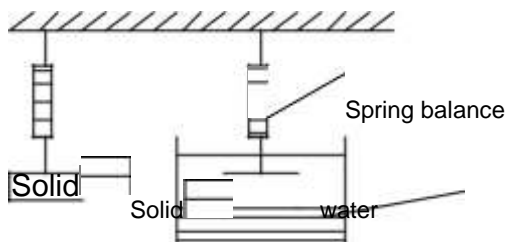
If (-)=(()), then Archimedes's principle is verified

11.4.5: Application of Archimedes' principle

It can be used to determine density and relative density of a solid and a liquid.

Determination of density and relative density of a solid

- Weigh the solid in air and its weight () recorded using a spring balance.
- Immerse the solid wholly in water and record its apparent weight from balance ()



- Up thrust in water = -
- _____
- _____
- Density of solid = RD of solid density of water



Example

An object suspended from the spring balance is found to have a weight of 4.92N in air and 3.87N when immersed in water. Calculate the density of the material from which the object is made of the density of water is 1000kgm⁻³

Solution

<p>= 4.92, = 3.87N</p> <p>water</p> <p>_____</p>		<p>RD = 4.686</p> <p>___ Density of substance = RD x of</p> <p>= 4.686 x 1000</p> <p>= 4686kgm⁻³</p>
--	--	---

Exercise : 29

A piece of glass weighs 0.5N in air and 0.30N in water. Find the density of the glass.

An[2500kgm⁻³]

A spherical stone has a mass of 1.546kg, if its radius is 20cm. find the density of the stone in

(i)

(ii)

An [46.848 , 4.6848]

3. What is the mass of the sphere of diameter 20cm if its relative density is 14.1 **An[59.22kg]**

A glass block weighs 25N in air. When wholly immersed in water, the block weighs 15N.
calculate

The up thrust on the block

ii. The density of the glass in **An[10N, 2500]**

b) Density of a floating object (eg cork)

The same experiment as above except the solid and the sinker are fixed together so that both become totally immersed in water.

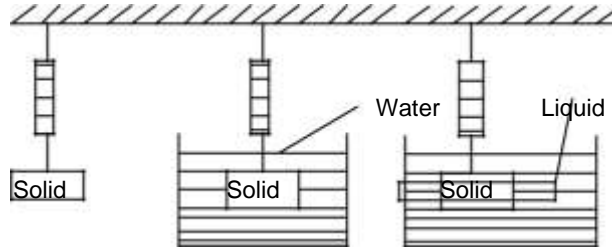
c) Determination of density and relative density of a liquid

- Weigh a solid (sinker) in air and record its weight using a spring balance.

Immerse the solid (sinker) wholly in water and record the apparent weight

Wipe the surface of the solid (sinker) with a piece of dry cloth and immerse it wholly in the liquid whose relative density is to be measured, read and record its apparent weight in the liquid





Weight of water displaced (up thrust in water) = -

Weight of liquid displaced (up thrust in liquid) = -

Relative density = _____



Density of liquid = R.D of liquid x density of water

Example

A solid has a weight of 160N in air and 120N when wholly immersed in a liquid of relative density 0.8, determine the density of a solid

Solution

R.D of Liquid = _____

0.8 =

Weight of _____ = 50N

= 3.2 1000

Density of a _____

R.D of solid= 3.2

Density of a solid = RD of solid of water
solid in water =

solid = 3200

A piece of iron weighs 555N in air when completely immersed in water, it weighs 530N and weighs 535N when completely immersed in alcohol. Calculate the relative density of alcohol and the density of alcohol.

Solution

555N	530N	W _L 535N	Density of	alcohol = R.D of alcohol	of
R.D of alcohol	_____	_____	Density of alcohol	R.D of alcohol 0.8	

3. A string supports a solid iron of mass 0.18kg totally immersed in a liquid of density 800 .
Calculate the tension in the string if the density of iron is 800

Solution

Weight of iron	Weight of the liquid displaced	Weight of the
_____	_____ liquid displaced	= 0.177N
Volume of iron		At equilibrium ; mg = T+U
Mass of liquid displaced 2.25x1	8000	

4. A specimen of an alloy of silver and gold whose densities are 10.5gc and 18.9c respectively, weigh 3.2g in air and 33.13 g in water. Find the composition by mass of the alloy assuming that there has been no volume change in the process of producing he alloy. Assume that the density of water is 1 g c

Solution

.....1	Volume of alloy	
_____	R.D of alloy	_____
17	2.072
of alloy Density of alloy =17 g c	Solving 1 and 2 simultaneously	Volume

Density of alloy= R.D density of water

Volume of alloy _ --

Exercise: 30

A block of mass 0.1kg is suspended from a spring balance when the block is immersed in water of density 1000kgm^{-3} , the spring balance reads 0.63N. When the block is immersed in a liquid of unknown density the spring balance reads 0.7N, find

Density of the solid

Density of the liquid **An [2800kgm⁻³, 800kgm⁻³]**

2. An alloy contains two metals X and Y of densities and respectively.

Calculate the density of the alloy if,

(i) The volume of X is twice that of Y

(ii) The mass of X is twice that of Y

An [(i)= (ii)=]

3. An alloy contains two metals A and B, has a volume of and a density of

. The densities of A and B are and respectively.

Calculate the mass of A and mass of B. **An [A= 1.6kg, B=1.2kg]**



A piece of glass has a mass 62 kg in air. It has a mass of 32kg when completely immersed in water and a mass of 6kg when completely immersed in an acid.

(a) The glass

(b) The acid in

An [(a)=1550 (b)= 1400]

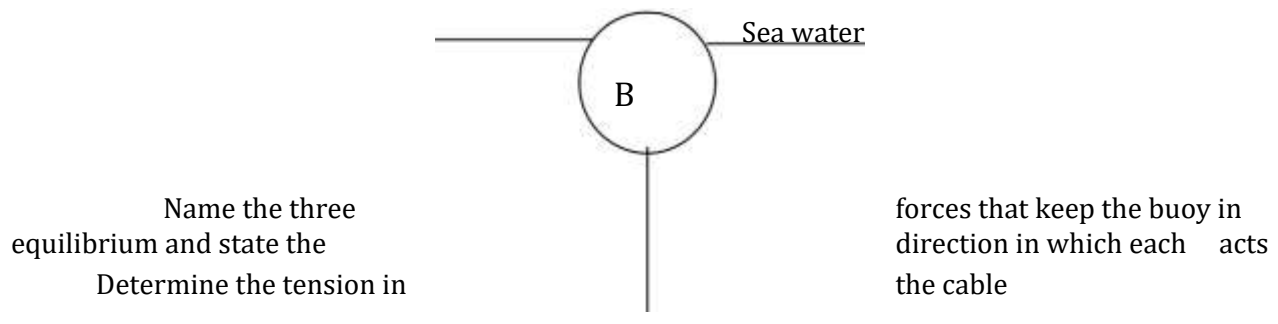
A body of mass 0.1kg and relative density 2 is suspended by a thread and completely immersed in a liquid of density 920kgm^{-3} .

Find the tension in the thread. **An[0.53N]**

If the thread breaks, what will be the initial acceleration? **An [5.3ms⁻²]**

A body of weight 0.52N in air weighs only 0.32N when totally immersed in water while its weight when immersed in another liquid is 0.36N. What is the density of the second liquid if the density of water is 1000kgm⁻³?

The figure below shows a buoy B, of volume 40 litres and mass 10kg. It is held in position in sea water of density 1.04g/cm³ by a light cable fixed to the bottom so that $\frac{3}{4}$ of the volume of the buoy is below the surface of the sea water.



A tank contains a liquid of density 1200kgm⁻³. A body of volume 5x10⁻³m³ and density 900kgm⁻³ is totally immersed in the liquid and attached to by a thread to the bottom of the tank. Find the tension in the thread. **An [14.72N]**

A block of metal weighs 50N in air and 25N in water

Determine the density of the metal in

Find the weight of the metal in paraffin whose relative density is 0.8

An[2000 kgm⁻³, 30N]

11.5.0: FLOATATION

A body floats in a liquid if its density is less than the density of the liquid.

11.5.1: Law of floatation

It states that a floating body displaces its own weight in the fluid in which its floating.

Experiment to verify the law of floatation

(Same as verification of Archimedes' principle)

Note:

For a floating body

The weight of floating body = weight of fluid displaced

The weight of fluid = Up thrust

The weight of floating body = Up thrust

The mass of the floating body = the mass of the fluid displaced

A floating body sinks deeper in liquids of less density than in liquids of higher densities.

Density of a floating body = fraction submerged x density of liquid

Volume of displaced liquid = fraction submerged x volume of floating body.

Example

A solid weighs 237.5g in air and 12.5g when totally immersed in a fluid of density 0.9g/cm³.

Calculate

Density of the solid.

The density of the liquid in which the solid would float with 1/5 of its volume exposed above the liquid surface.

Solution

a) $m = 237.5\text{g}$ $W_L = 12.5\text{g}$
 Up thrust in liquid W_L
 Up thrust in liquid (mass of liquid displaced)
 225g
 Volume of liquid displaced — —
 Volume of liquid displaced = 250cm^3
 Volume of solid = 250cm^3

Density of solid = $\frac{m}{V}$
 $= 0.95\text{g/cm}^3$

b) If of its volume is exposed, then of its volume is submerged.

Volume of liquid = fraction x volume of the solid submerged
 $= 200\text{cm}^3$



Mass of solid = 237.5
 Density of liquid = 1.19g/cm^3

of floating body = fraction submerged x density of liquid
 $0.95 = \frac{m}{V} \times \text{density of liquid}$

OR

Density of liquid = 1.19g/cm^3

2. A solid of volume 10^{-4}m^3 floats in water of density 10^3kgm^{-3} with of its volume submerged

Find the mass of the solid

ii) If the solid floats in another liquid with of its volume submerged. What is the density of the liquid?

Solution

$V = 10^{-4}\text{m}^3$

Volume submerged

Volume of water displaced = volume of solid = 10^{-4}
 $\text{mass of displaced water} = \text{volume of water displaced} \times \text{density of water}$

By law of floatation, mass of water displaced is equals to the mass of the solid

Mass of solid =

$$\text{Density of solid} \times \frac{\text{fraction submerged}}{\text{density of liquid}} = \text{Density of liquid}$$

$$600 \times \frac{\text{fraction submerged}}{750} = 750$$

Exercise: 31

A Ball with a volume of 32cm³ floats on water with exactly half of the ball below the surface. What is the mass of the ball (density of water =1.0x10³kgm⁻³) **An [1kg]**

An object floats in a liquid of density 1.2x10³kgm⁻³ with one quarter of its volume above the liquid surface. What is the density of the object. **An[900kgm⁻³]**

3. A solid weighs 237.g in air and 212.5g when totally immersed in a liquid of density0.9gc . Calculate the;

(i) Density of the solid

(ii) Density of a liquid in which the solid would float with $\frac{1}{3}$ of its volume exposed above the liquid surface. **An[9500 kg . 1190 kg]**.

Object with a volume of $1.0 \times 10^{-5} \text{m}^3$ and density $4.0 \times 10^3 \text{kgm}^{-3}$ floats on water in a tank of cross sectional area $1.0 \times 10^{-3} \text{m}^2$

By how much does the water level drop when the object is removed

Show that this decrease in water level reduces the force on the base of the tank by an equal

amount to the weight of the (density of water = $1.0 \times 10^3 \text{kgm}^{-3}$) **An [4x10³kgm⁻³]**

5. A block of wood floats in water of density 1000 kg m^{-3} with $\frac{1}{3}$ of its volume submerged . in oil it has $\frac{1}{2}$ of its volume submerged . find the densities of wood and oil

An[740.74 kg m⁻³ , 666.67 kg m⁻³].

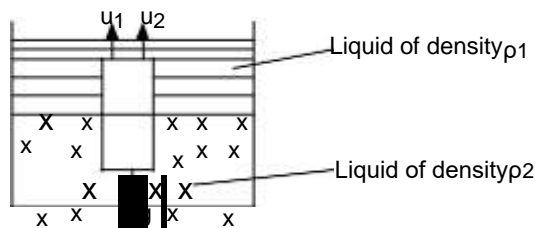
A piece of metal of mass 2.60g and density 8.4 g cm^{-3} is attached to a block of wax of 1.0 g and density 0.92 g cm^{-3} . When the system is placed in a liquid, it floats with wax just submerged. Find

the density of the liquid. **An [1.13x10³ g cm⁻³]**

11.5.2: RELATION BETWEEN DENSITIES AND VOLUME FOR AN OBJECT FLOATING IN TWO LIQUIDS

Consider an object which floats at the interface between two immiscible liquids of density ρ_1 and ρ_2

with the objects having a density of ρ



V_1 volume submerged to liquid of density ρ_1

V_2 volume submerged to liquid of density ρ_2

U_1 the upthrust in liquid of density ρ_1

Note

$U_1 + U_2 = W$ the upthrust in liquid of density ρ_1 + the upthrust in liquid of density ρ_2 = Weight of object

$\rho_1 V_1 + \rho_2 V_2 = \rho V$ Total upthrust = Weight of object

()

— ———

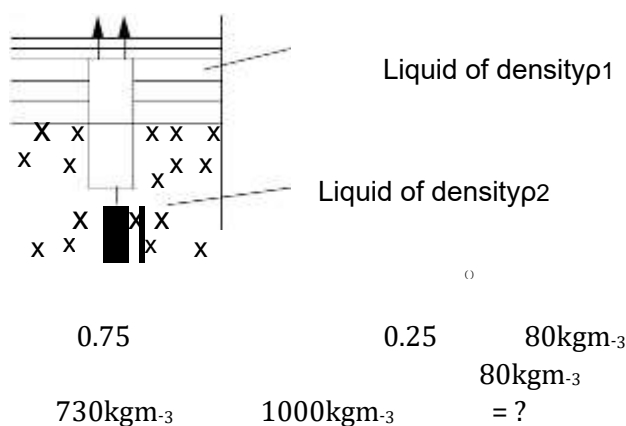
When the object is replaced by a denser one, then the new object will sink much deeper and therefore V_1 increases and V_2 decreases by the same magnitude.



EXAMPLE: UNEB 2006 Q.4 (iii)

A block of wood floats at an interface between water and oil with 0.25 of its volume submerged in the oil. If the density of the wood is $7.3 \times 10^2 \text{kgm}^{-3}$. Find the density of the oil.

Solution



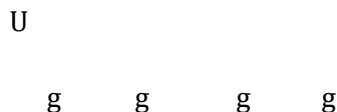
U ₁	U ₂
_____	_____
_____	_____
_____	_____

Applications of law of floatation

- 1- Balloons
- 2- Ships
- 3- Submarines

Balloons

A balloon filled with a light gas such as hydrogen gas rises up because the weight of the displaced air is greater than the weight of the balloon plus its content. It's the net upward force (up thrust) which pushes the balloon upwards and the balloon continues rising until the up thrust acting on it becomes equal to the weight of the balloon plus its content then it begins floating.



$U = \text{Up thrust}$ $= \text{weight of hydrogen}$ $= \text{weight of balloon}$ $= \text{weight of load}$	$M_L = \text{mass}$	$M_b = \text{mass of balloon}$ density of of load $\text{density of hydrogen}$ $= \text{volume of air}$ $= \text{volume of hydrogen}$	air
--	---------------------	--	--------------

Note

Volume of air displaced = volume of balloon

=

EXAMPLES

A balloon has a capacity of 10m^3 and is filled with hydrogen. The balloon's fabric and the container have a mass of 1.25kg . Calculate the maximum mass the balloon can lift .

[0.089kgm^{-3} , $\text{air} = 1.29\text{kgm}^{-3}$]

Solution

$= 10\text{m}^3$ 0.089 , 1.29kgm^{-3} .

$M_b = 1.25$ $= 10\text{m}^3$ $= 10\text{m}^3$

But up thrust weight of balloon + weight of hydrogen +load U

g g g g

$10 \times 1.29g = 1.25g + 10 \times 0.089 +$ g

10.76kg

A hot air balloon has a volume of 500m^3 . The balloon moves upwards at a constant speed in air of density 1.2kgm^{-3} when the density of the hot air inside it is 0.80kgm^{-3} .

What is the combined mass of the balloon and the air inside it.

What is the upward acceleration of the balloon when the temperature of the air inside it has been increased so that its density is 0.7kgm^{-3} .

Solution

$$=500\text{m}^3 \quad =500\text{m}^3 \quad =500\text{m}^3$$

$$1.2\text{kgm}^{-3} \quad 0.8\text{kgm}^{-3}$$

$$U= + +$$

$$g = g+ g+ g g = (+)g +$$

$$g \times 1.2g = (+)g + xg$$

$$500 \times 1.2 = (+ +)$$

$$(+ +)$$

Combined mass = 600kg

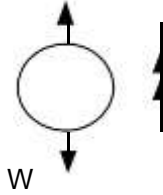
$$=500\text{m}^3 \quad =500\text{m}^3 = 500\text{m}^3$$

$$1.2\text{kgm}^{-3}, \quad 0.8\text{kgm}^{-3}$$

11.6.0: PRESSURE

The pressure acting on a surface is defined as the surface

At



equilibrium : $U = + + g g g g$

$$500 \times 1.2 \times 9.81 = (+ +) \times 9.81 + 500 \times 0.8 \times 9.81 \quad (+ +) = 200\text{kg}$$

when $0.7\text{kg}/\text{m}^3, = 500$

g

ams⁻²

b+Wl+Wh

$$U (+ +)$$

force per unit area acting normally on the

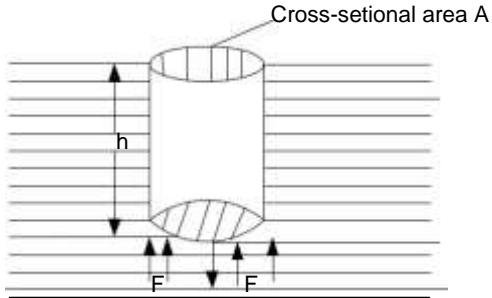
P -

PRESSURE IN FLUIDS

The pressure in a fluid increased with depth, and all points at the same depth in the fluid are at the same pressure.

11.6.1: RELATION OF PRESSURE P WITH DEPTH h

Consider a cylindrical region of cross sectional area A and height h in a fluid of density



The top of the cylinder is at the surface of the fluid and the vertical forces acting on it are its

weight (mg) and an upward force F due to pressure p at the bottom of the cylinder.

The cylinder is in equilibrium and therefore

[1]

But: and

$F = pA$

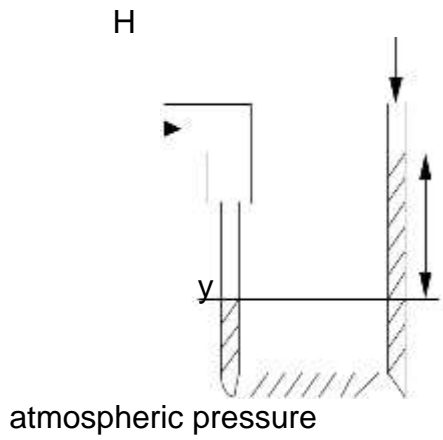
[4]

But P

11.6.2: PRESSURE OF A GAS [U-TUBE MANOMETER]

This consists of a U-shaped tube containing a liquid. It is used to measure pressure.

The pressure to be measured (i.e. that of a gas) is applied to one arm of the manometer and the other arm is open to the atmosphere.



To gas supply

h

x

Liquid of density ρ

The gas pressure p is the same at the pressure at y

But pressure at y = pressure at x

Where

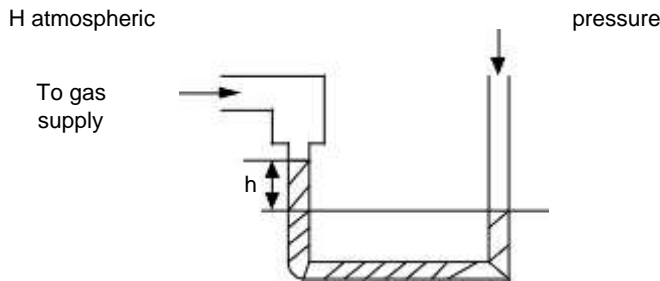
Or $H=760\text{mmHg}$

Or $H=76\text{cmHg}$

Note

The pressure recorded by the manometer (h g) is known as gauge pressure. The actual pressure () is called absolute pressure.

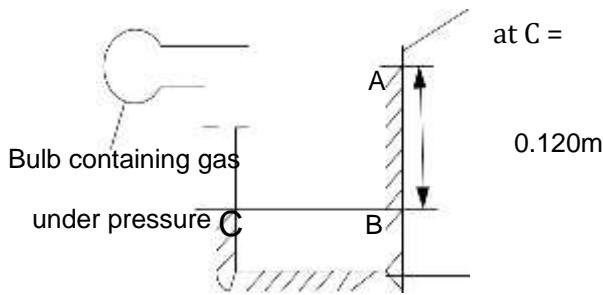
Suppose the level of the liquid in open limb of the manometer is lower than the level of the other side connected to a gas.



Pressure of gas

Examples

1. Calculate the pressure of the gas in the bulb [Atmospheric pressure = $1.01 \times 10^5 \text{ Pa}$] density of mercury = $1.30 \times 10^4 \text{ kg m}^{-3}$ $g = 9.81 \text{ ms}^{-2}$] Given the figure below;

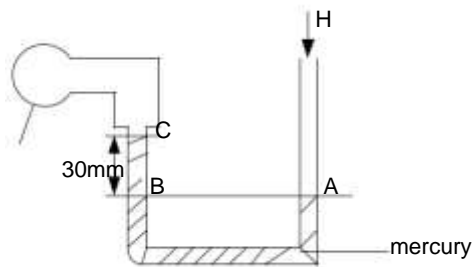


Tube open to **Solution** atmosphere Pressure
 pressure at B
 Pressure at C =
 $= 1.01 \times 10^5 ($
)
 Pressure of gas = $1.17 \times 10^5 \text{ Pa}$
 mercury

Using the diagram below, calculate the pressure of the gas in the bulb.
 (atmospheric pressure = 760 mmHg)



Pressure



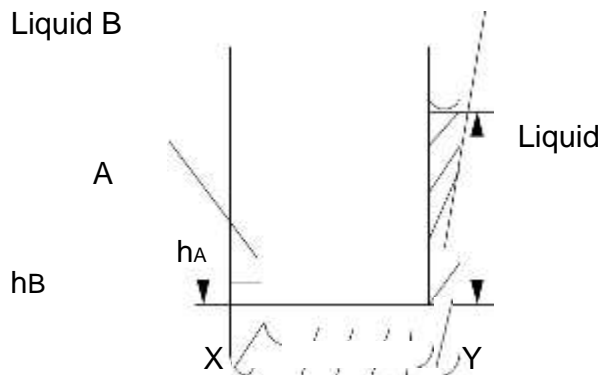
at B = pressure at A = 760mmHg

Pressure at C = (H-h) Pressure at C

Gas under reduced pressure

11.6.3: DENSITY OF A LIQUID [U-TUBE MANOMETER] It uses two immiscible liquids

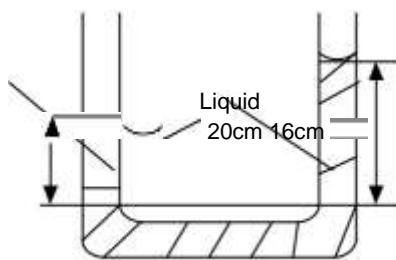
Liquid B



The pressure at X is equal to atmospheric pressure H plus the pressure exerted by the height of liquid A i.e.

Example

Find the density of the liquid



(a) Define (02marks)

Water

UNEB 2014Q.4

$$= H + h_A \rho_A$$

Where ρ_A is the density of liquid A

Similarly at Y

$$= H + h_B \rho_B$$

Where ρ_B is the density of liquid B

Since x and y are at the same level

$$H + h_A \rho_A = H + h_B \rho_B$$

Solution

800kgm⁻³
coefficient of viscosity and state its units

Explain the origin of viscosity in air and account for the effect of temperature on it (05marks)

Describe, stating the necessary precautions an experiment to measure the coefficient of viscosity of a liquid using Stoke's law (07marks)

A steel ball bearing of diameter 8.0mm falls steadily through oil and covers a vertical height of 20.0cm in 0.56 s. if the density of the steel is 7800 and that of oil is 900 . Calculate:

(i) Up thrust on the ball An (03 marks)

(ii) Viscosity of oil An (03 marks)

UNEB 2013 Q.2

(a) Define terminal velocity. (01mark)

(b) Explain laminar flow and turbulent flow. (03marks)

Describe an experiment to measure the coefficient of viscosity of water using Poiseulle's formula.

(07marks)

(d) (i) State Bernoulli's principle. (01marks)

(ii) Explain why a person standing near a railway line is sucked towards the railway line when a fast moving train passes. (03marks)

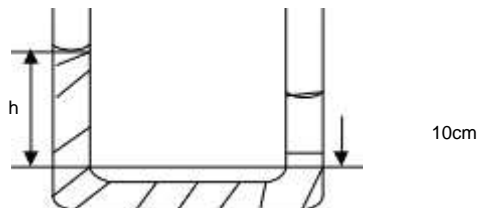
(e) A horizontal pipe of cross-sectional area 0.4 , tapers to a cross-sectional area of 0.2 . The

pressure at the large section of the pipe is 8.0 x and the velocity of water through the pipe is 1.2 m . If atmospheric pressure is 1.01 x find the pressure at the small section of the pipe. An[9.884x] (05marks)

UNEB 2012 Q 4

a) i) What is meant by the following terms steady flow and viscosity. (02marks)

- ii) Explain the effect of increase in temperature on the viscosity of a liquid. (03marks)
- i) Show that the pressure p exerted at a depth h below the free surface of a liquid of density
is given by (03marks)
- ii) Define relative density (01mark)
- iii) A U -tube whose ends are open to the atmosphere, contains water and oil as shown below.



Given that the density of oil is 800kgm^{-3} , find the value of h . **An [12.5cm]**

UNEB 2011 Q 3

- a) i) What is meant by viscosity. (01mark)
- ii) Explain the effect of temperature on the viscosity of a liquid. (03marks)
- b) Derive an expression for the terminal velocity of a sphere of radius a , falling in liquid of viscosity η (4mks)

Explain why velocity of a liquid at a wide part of tube is less than that at a narrow part. (2mks)

UNEB 2010 Q 3

- a) Define viscosity of a fluid (01mark)

- b) i) Derive an expression for the terminal velocity attained by a sphere of density ρ , and radius a , falling through a fluid of density ρ_f and viscosity η (05marks) ii) Explain the variation of the viscosity of a liquid with temperature. (02marks)

UNEB 2009 Q 4

- a) i) State Archimedes principle (01mark)

A tube of uniform cross sectional area of $4 \times 10^{-3} \text{m}^2$ and mass 0.2kg is separately floated vertical in water of density 1000kgm^{-3} and in oil of density 800kgm^{-3} . Calculate the difference in the

lengths immersed. **An $[1.25 \times 10^{-2} \text{m}]$** (04marks)

UNEB 2006 Q 4

- a) i) State Archimedes principle (01mark)

ii) Describe an experiment to determine relative density of an irregular solid which floats in water.

UNEB 2005 Q 3

- a) What is meant by the following terms

i) Velocity gradient (01mark)

ii) Coefficient of viscosity (01mark)

b) Derive an expression for the terminal velocity of a steel-ball bearing of radius r and density ρ falling through a liquid of density ρ_f and coefficient of viscosity η . (05marks)

d) Explain with the aid of a diagram why air flow over the wings of an air craft at take-off causes

a lift. (03marks)

UNEB 2003 Q 3

- a) State the law of floatation. (01mark)

With the aid of a diagram describe how to measure the relative density of a liquid using

Archimedes principle and the principle of moments. **An [refer to Abbot Pg 133]**

(06marks)

A cross sectional area of a ferry at its water line is 720m². If sixteen cars of average mass 1100kg are placed on board, to what extra depth will the boat sink in the water. **An[2.4x10⁻²m]**

(04marks)

UNEB 2002 Q 3

i) Show that the weight of fluid displaced by an object is equal to the up thrust on the object.

(5mks)

223



ii) A piece of metal of mass 2.60x10⁻³kg and density 8.4x10³kgm⁻³ is attached to a block of wax of mass 1.0x10⁻² kg and density 9.2x10²kgm⁻³. When the system is placed in a liquid, it floats with

wax just submerged. Find the density of liquid. (04marks) b) Explain the

i) Terms laminar flow and turbulent flow (04marks)

ii) Effects of temperature on the viscosity of liquids and gases (03marks)

c) i) Distinguish between static pressure and dynamic pressure (02marks)

Solution

= 1.26x10⁻²kg

of liquid = _____

= _____

of liquid =

ii) By law of floatation, a floating body displaces its own weight

Mass of liquid displaced = (2.60x10⁻³+ 1.0x10⁻²)

Volume of liquid displaced =

UNEB 1998 Q 4

- a) i) Distinguish between laminar and turbulent flow (02marks)
- ii) What are the origins of viscosity in liquid (02marks)
- iii) Explain the temperature dependence of viscosity of a liquid. (02marks)
- i) State Bernoulli's principle
Account for the variation of pressure and velocity of a liquid flowing in a horizontal pipe of varying diameter. (04marks)

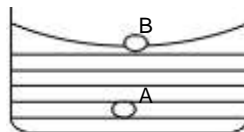
CHAPTER 12: SURFACE TENSION

The surface of a liquid behaves like an elastic skin in a state of tension.

It is responsible for the following observations;

- 1- A needle floating on an undisturbed water surface though made of material which is denser than water
- 2- Some insects walk on water surface without sinking
- 3- Drops of water remaining suspended and becoming nearly spherical when falling from a tap
- 4- Mercury gathering into small droplets when spilt

12.1.0: Molecular explanation for existence of surface tension



Liquid molecules attract each other. In the bulk of the liquid the resultant force on any molecule such as A is zero.□

□

A surface molecule such as B is subjected to intermolecular forces of attraction below therefore potential energy of surface molecules exceeds that of the interior. Average separation of the surface molecules is greater than that of molecules in the interior. At any point on a liquid

surface there is a net force away from that point and this makes the surface behave like an elastic skin in a state of tension. This accounts for surface tension.□

Definition

Surface tension coefficient of a liquid is defined as the force per unit length acting in the surface and perpendicular to one side of an imaging line drawn in the surface.



=

Units of are Nm^{-1}

Dimensions

of $\frac{F}{L}$

[]

[]

Other units of are $kg\ s^{-2}$

12.1.2: Factors affecting surface tension

Temperature

When the temperature of a liquid is increased, the liquid molecules gain kinetic energy and the molecules become more free to move and rush to the surface. The number of molecules in the surface increase, potential energy of the surface molecules is lowered and the separation of molecules decreases leading to a reduction in the intermolecular attraction, this reduces tension energy of molecules and hence surface energy tension is also reduced.

Impurities

Impurities detergents and soap get between the molecules of the liquid reducing the intermolecular forces between the liquids and hence reducing surface tension

Nature of the liquid

Different liquids have different surface tension

12.1.3: SHAPES OF LIQUID SURFACE

The surface of a liquid must be at right angles to the resultant force acting on it otherwise there would be component of this force parallel to the surface which would cause motion.

Normally a liquid surface is horizontal i.e. at right angles with the force of gravity but where it's in contact with the solid it's usually curved.

The particular form that this curvature takes is determined by the strengths of what are called the **cohesive** and **adhesive** forces.

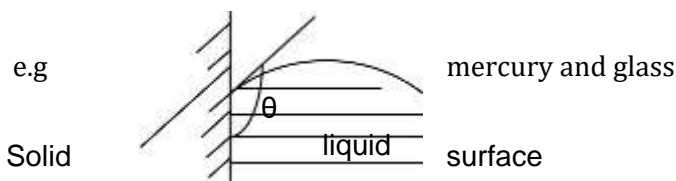
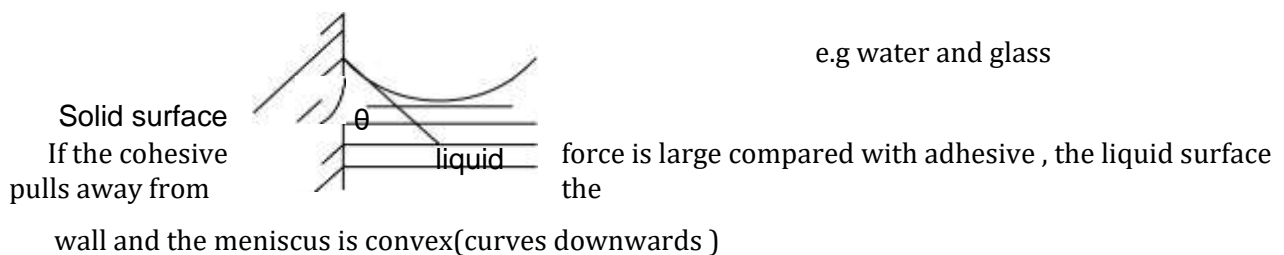
Definition

Cohesive force is the attractive force exerted on a liquid molecules by the neighboring liquid molecules.

Adhesive forces is the attractive force exerted on a liquid molecule by the molecules in the surface of the solid.

Consider a liquid in a container with vertical sides

If the adhesive force is large comparative with the cohesive force, the liquid tends to stick to the wall and so has a concave meniscus (curves upwards).



12.14: ANGLE OF CONTACT θ

This is the angle between the solid surface and the tangent plane to the liquid surface at the point where it touches the solid measured through the liquid.

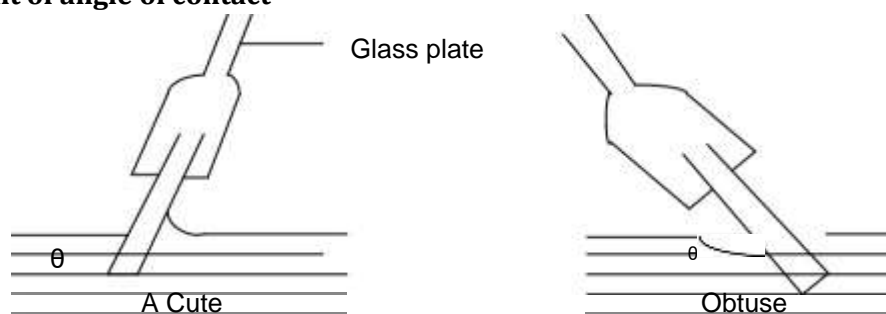
From the diagrams above, the meniscus is concave when θ is less than 90° and is convex when θ is greater than 90° .

A liquid is said to wet a surface with which its angle of contact is less than 90° .

The angle of contact of water and clean glass is **zero**, and that between mercury and clean glass is **obtuse**. Thus water wets clean glass, mercury does not.

Addition of a detergent to a liquid lowers its surface tension and reduces the contact angle.

Measurement of angle of contact

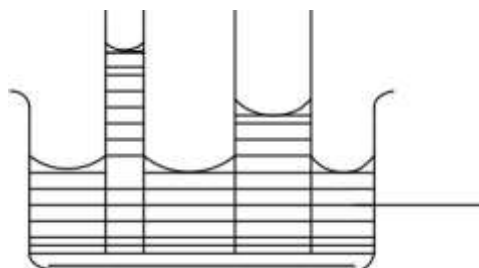


A clean glass plate is placed at varying angles to a liquid until the surface on one side of the plate remains horizontal. The angle θ made between the horizontal surface and the plate is the angle of contact.

12.3.0: CAPILLARITY

When a capillary tube is immersed in water and the plane vertical with one end of water. Water rises to a height above the surface of water in the container. This is due to the fact that adhesive forces are greater than the cohesive forces.

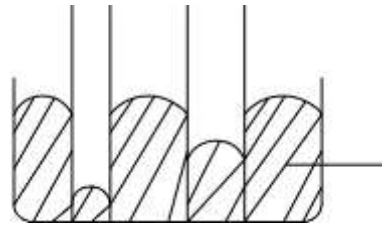
The narrower the tube, water rises.



the greater is the height to which

Water

If the capillary tube is dipped inside mercury liquid is depressed below the outside level. This is because the cohesion of mercury is greater than the adhesion of mercury and glass. The depression of the tube increases with decreases the diameter of the tube



Mercury

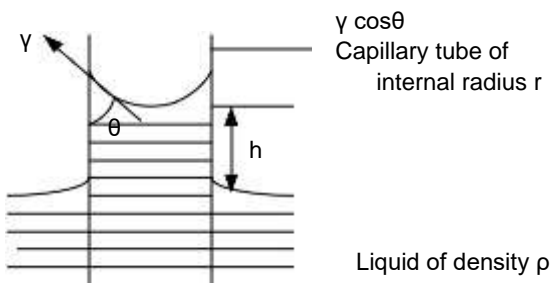
Definition

Capillarity: Is the rise or fall of a liquid in a capillary tube

12.3.1: Capillary rise

Around the boundary where the liquid surface meets the tube, surface tension forces exert a downward pull on the tube since they not balanced by any other surface tension forces.

The tube therefore exerts an equal but upwards force on the liquid which forces it to rise. The liquid stops rising when the weight of the raised column acting downwards equals to vertical component of the upward force exerted by the tube in the liquid. Weight = vertical component of surface tension



Force acting upwards $F = \gamma \cos \theta \times L$

But $L = 2\pi r$

$$F = 2\pi r \gamma \cos \theta \text{ ----- [1]}$$

Weight $W = F$

$$\rho \pi r^2 h g = 2\pi r \gamma \cos \theta$$

$$h = \frac{2\gamma \cos \theta}{\rho r g}$$

Weight $W = V \rho g$

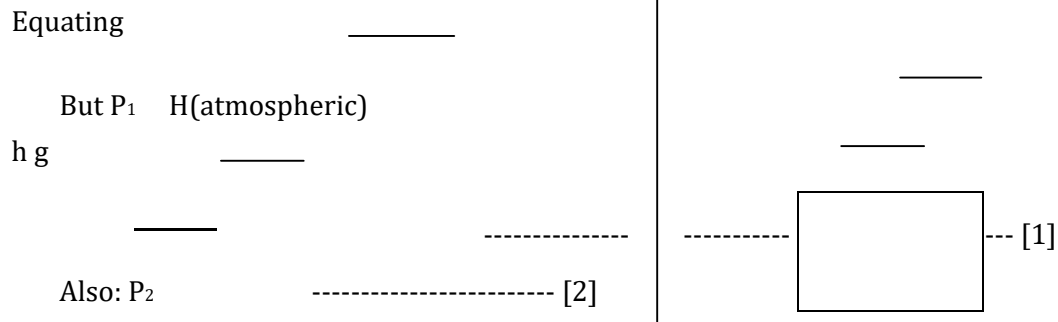
$W = \rho \pi r^2 h g$

$$\rho \pi r^2 h g = 2\pi r \gamma \cos \theta \text{ ----- [2]}$$

equilibrium

12.3.2: Capillary depression

Consider mercury inside a tube and the angle of contact θ



Example

A clean glass capillary tube of internal diameter 0.04cm is held with its lower end dipped in water contained in a beaker and with 12cm of the tube above the surface of water.

To what height will water rise in the tube.

What will happen if the tube is now depressed until only 4cm of its length is above the surface.

(surface tension of water = $7.0 \times 10^{-2} \text{Nm}^{-1}$, density of water = 1000kgm^{-3})

Solution

i) Using $h = \frac{2\sigma \cos \theta}{\rho g r}$ _____


But for a clean glass of water $\theta = 0$

$h = \frac{2 \times 7.0 \times 10^{-2} \times \cos 0}{1000 \times 9.8 \times 0.02}$ _____

0.071m

If only 4cm of the tube is left above the water surface, this length is less than h in part (i) above so water must change its angle of contact so that it can fit the 4cm

$h = \frac{2\sigma \cos \theta}{\rho g r}$ _____



$$\theta = 55.9^\circ$$

water forms a new surface with an angle of contact 56°

A U-tube is made with an internal diameter of one arm 2.0cm and the other 4mm and mercury is poured in the two tubes. If the angle of contact of mercury with glass after exposure to air is 160° . What will be the difference in level of surface in the tubes, take surface tension of mercury as 0.0472 Nm^{-1}

229

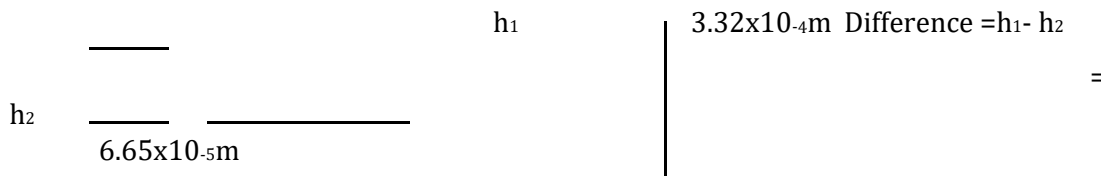


Solution

$$r_1 = 2 \times 10^{-3} \text{ m} \quad r_2 = 1 \times 10^{-2} \text{ m} \quad 13600 \text{ kgm}^{-3} \text{ (density of mercury)}$$

$$= 0.0472 \quad \theta = 180 - 160^\circ \quad \theta = 20^\circ \text{ (we subtracted to obtain a positive value of the)}$$

Note: we only subtract for angles greater than 90°



Exercise: 32

1. A liquid of density 1000 kgm^{-3} and surface tension 0.072 Nm^{-1} , dipped in it is a capillary tube with a bore radius of 0.5mm. If the angle of contact is 0° determine, the height of the column of the liquid rise

if the tube is pushed until its 2cm above the level of the liquid, explain in what happen **An[$2.96 \times 10^{-2} \text{ m}$, 47.5°]**

The two vertical arms of manometer containing water, have different internal radii of 10^{-3} m and $2 \times 10^{-3} \text{ m}$ respectively. Determine the difference in height of the two liquids levels when the arms are open to the atmosphere. (surface tension and density of water are 0.072 Nm^{-1} and 10^3 kgm^{-3} respectively) **An[$7.14 \times 10^{-3} \text{ m}$]**

The end of a clean glass capillary tube having internal diameter 0.6mm is dipped into a beaker containing water, which rises up the tube to a vertical height of 5.0cm above the water surface in the

beaker. Calculate the surface tension of water (Density of water = 1000 kg m^{-3} , $g = 10 \text{ ms}^{-2}$).

What would be the difference if the tube were not perfectly clean so that the water did not wet it, but had an angle of contact of 30° with the tube surface.

An[$7.5 \times 10 \text{ Nm}^{-1}$, the

water would rise to only 4.3cm]

4. A capillary tube which is clean is immersed in water of surface tension γ and water rises 6.2cm in the capillary tube. What will be the difference in the mercury level, if the same capillary tube is immersed in the mercury (surface tension of mercury = 0.84 N m^{-1} , angle of contact between mercury and glass = 140° , of mercury = ρ , of water = 1 kg m^{-3})

An[h=4.2cm]

Mercury is poured into glass U-tube with vertical limbs of diameters 2.0mm and 12.0mm respectively. If the angle of contact between mercury and the glass is 140° and the surface tension of mercury is 0.52 N m^{-1} , calculate the difference in the levels of mercury. (density of mercury is ρ)

An()

6. A U-tube with limbs of diameter 7mm and 4mm contains water of surface tension γ , angle of contact and density 1000 kg m^{-3} . Find the difference in the levels.

A glass U-tube is such that the diameter of one limb 4.0mm while that of the other is 8.0mm. the tube is inverted vertically with the open ends below the surface of water in a beaker. Given that

surface tension of water is γ , angle of contact between water and glass is zero, and that density of water is 1000 kg m^{-3} . What is the difference between the heights to which water rises in the two limbs.

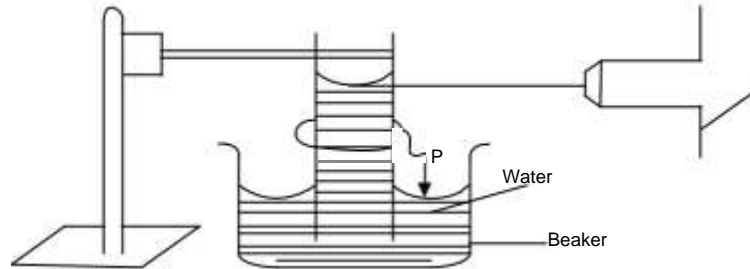
Calculate the height to which the liquid rises in the capillary tube of diameter 0.4mm placed vertically inside

- (i) A liquid of density ρ and surface tension γ and angle of contact θ

Mercury of angle of contact 139 and surface tension 0.52N

An[0.032m, 0.0294m]

12.4.0:
water by



Measurement of surface tension by
capillary tube method

Traveling microscope

A clean capillary tube is dipped in water as shown and a wire p which is bent is tied along the capillary tube with a rubber band.

When the tube is dipped into water, the wire p is adjusted so that its top just touches the surface of the water.

A travelling microscope is focused on the water meniscus in the capillary tube and the reading noted, say h_1 .

Great Justin Edmond - 07/27/12

The beaker is then removed and the travelling microscope is focused on the tip of the wire p and scale reading h_2 is noted.

The height of the water rise $h = h_1 - h_2$.

The capillary tube is removed and its diameter and hence radius, r is determined by using a travelling microscope. The surface tension can be obtained from ;

$$h = \frac{2\gamma \cos \theta}{\rho g r}$$

$$\gamma = \frac{\rho g r h}{2 \cos \theta}$$

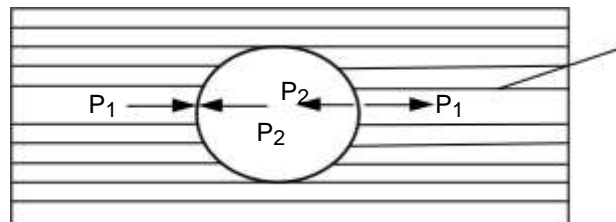
for clean glass $\theta = 0^\circ$ of water $\theta = 0^\circ$

12.2.0: PRESSURE DIFFERENCE ACROSS A SPHERICAL INTERFACE

The pressure inside a soap bubble is greater than the pressure of the air outside the bubble. If this were not so, the combined effect of the external pressure and the surface tension forces in the soap film would cause the bubble to collapse, similarly the pressure inside an air bubble in a liquid exceeds the pressure in the liquid and the pressure inside a mercury drop is greater than that outside it.

12.2.1: Pressure difference across an air bubble

Consider an air bubble of radius r which is spherical and formed in a liquid of surface tension

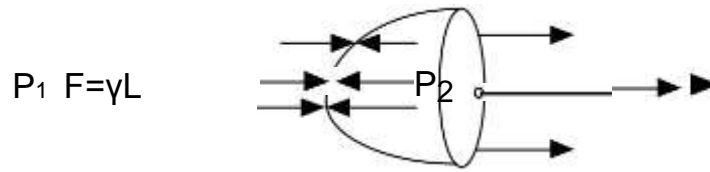


P_1 = External pressure on the liquid

pressure on the bulb due to

P_2 = internal pressure of air in the bubble

Considering half of the bubble. The remaining half experiences surface tension force due to the other half and this force acts towards the right.



For the bubble to maintain its shape the, internal pressure should be bigger than the external pressure.

At equilibrium; Force due to P_2 force due to P_1 surface tension

$$AP_2 \quad AP_1 + Lr^2P_2$$

$$r^2P_1 + 2r$$

$$r^2(P_2 - P_1) = 2r$$

OR Excess pressure =

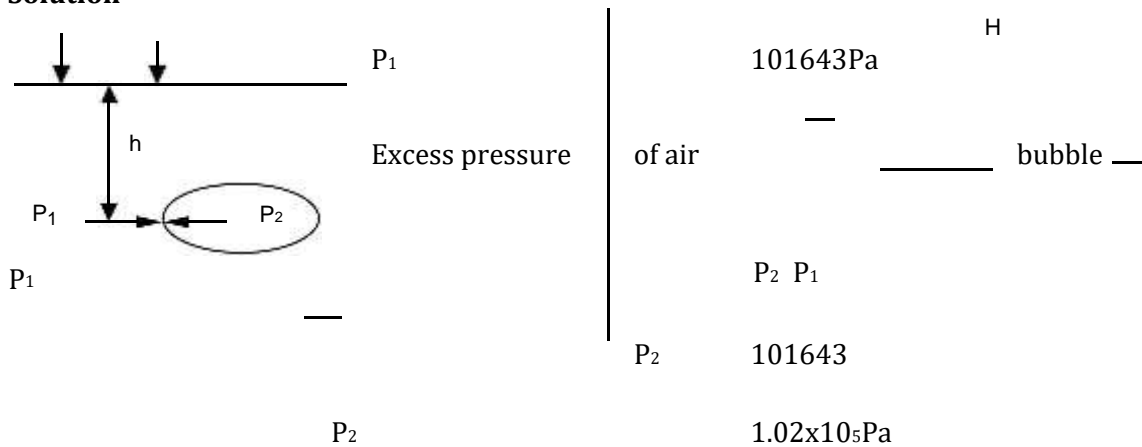
Note:

The pressure inside an air bubble is greater than that outside, otherwise the combined effect of the external pressure and the surface tension forces in the air bubble to collapse. The same case can be extended to a soap bubble.

Example

Calculate the pressure inside a spherical air bubble of diameter 0.1cm blown at depth of 20cm below the surface of a liquid of density 1.26 and surface tension 0.064N .(height of mercury barometer is 0.76m, and density of mercury is).

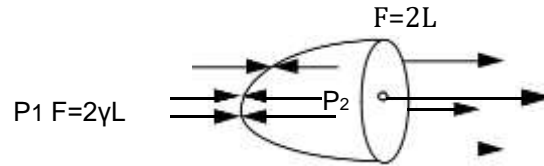
Solution



P_1 1.26 9.81

12.2.2: Excess pressure (pressure difference) for a soap bubble

For a soap bubble of radius r , there are two surfaces of liquid in contact with air (the air inside the bubble and air outside the bubble). Therefore the total length of surface in contact with air is $2L$ such that surface tension force.



At equilibrium : Inside force due to P_2 external force due to P_1 surface tension force

$$r^2 P_2 = r^2 P_1 + 4 r \sigma$$

$$AP_2 = r (P_2 - P_1) + 4 r \sigma$$

$$AP_2 - r (P_2 - P_1) = 4 r \sigma$$

Excess pressure = $\frac{4 r \sigma}{r} = 4 \sigma$

Example

A soap bubble has a diameter of 4mm. calculate the pressure inside it, if the atmospheric pressure is P_1 , and that the surface tension of soap solution is σ

Solution

$$P_2 = P_1 + \frac{4 \sigma}{r}$$

$P_2 = 1.0006 \times 10^5 \text{ Pa}$

12.1.1: FREE SURFACE ENERGY (σ)

It is defined as the work done in creating a unit area of a new surface under isothermal conditions

. Units of σ are Jm^{-2} or Nm^{-1}

Consider stretching a thin film of a liquid on a horizontal frame as shown below. Since the film has both an upper and lower surface, the force F on AB due to surface tension is given by

$$F = 2L \text{ -----} [1]$$



If AB is moved a distance x to A₁B₁, then work has to be done against this force

Work done = force x distance

$$\text{-----} [2]$$

The increases in surface area is 2LX (upper and lower surface).

Therefore the work done per unit area increases the surface energy () is given by;

∴ free surface energy surface tension

Alternative definition of

Is the work done per unit area in increasing the surface area of a liquid under isothermal conditions.

Example

Calculate the work done against surface tension force on blowing a soap bubble of diameter 15mm , if the surface tension of the soap solution is $3.0 \times 10^{-2} \text{ Nm}^{-1}$.

Solution

Work done increase in surface area (24π)

$$3.0 \times 10^{-2} \times 24 \times \left(\frac{15}{2} \right)^2$$

Work done 4.241 1 J

Increases in surface area is multiplied by 2 for both the upper and lower surface of a soap bubble.

Calculate the change in surface energy of a soap bubble when its radius decreases from 5cm to

1cm, given that the surface tension of soap solution is

Solution

Work done	increase in surface area	$(2.4\pi r^2)$	
5cm bubble: Work done	$2.0 \times 2.4\pi (0.05)^2$		$1.257 \times 10^{-1} \text{ J}$
1cm bubble: Work done	$2.0 \times 2.4\pi (0.1)^2$		$5.027 \times 10^{-1} \text{ J}$
Change in surface energy = 1.257×10^{-1}			

A liquid drop of diameter 0.5cm breaks up into 27 tiny droplets all of the same size. If the surface tension of the liquid is 0.07N calculate the resulting change in energy.

Solution

Diameter of big drop, $D = 0.5\text{cm}$

Volume of big drop = $\frac{4}{3}\pi R^3$

Volume of 27 tiny droplets = $27 \times \frac{4}{3}\pi r^3$

$$\frac{4}{3}\pi R^3 = 27 \times \frac{4}{3}\pi r^3$$

Work done = increase in surface area $(4\pi r^2)$

Big drop: Work done $0.07 \times 4\pi (0.025)^2 = 5.5 \times 10^{-3} \text{ J}$

27 drop lets: Work done $0.07 \times 4\pi (0.001)^2 \times 27 = 1.637 \times 10^{-3} \text{ J}$

Change in surface energy = 1.637×10^{-3}

Calculate the work done in breaking up a drop of water of radius 0.5cm in to tiny droplets of water each of radius 1mm assuming isothermal conditions, given that surface tension of water is 0.072 N/m .

Solution

Radius of big drop, $R = 0.5\text{cm}$ and Radius of n tiny droplets, $r = 1\text{mm}$

Volume of big drop = $\frac{4}{3}\pi R^3$

Volume of n tiny droplets = $n \times \frac{4}{3}\pi r^3$

Work done = increase in surface area $(4\pi R^2 - 4\pi nr^2)$

Big drop: Work done = $4\pi R^2 \times 0.48 = 2.21 \text{ J}$

125 droplets: Work done = $4\pi nr^2 \times 0.48 = 1.11 \text{ J}$

Change in surface energy = 1.1 J

EXERCISE: 33

A spherical drop of mercury of radius 2mm falls to the ground and breaks into 10 smaller drops of equal size. Calculate the amount of work that has to be done.

(Surface tension of mercury = $4.72 \times 10^{-1} \text{ Nm}^{-1}$) **An[$2.74 \times 10^{-5} \text{ J}$]**

Relationship between surface area and shape of a drop

The area of a liquid has the least number of molecules in it under surface tensional forces. Surface area of a given volume of a liquid is there minimum when its is spherical and this explains why the meniscus and small droplets of mercury and rain are spherical in shape.

Why small mercury droplets are spherical and larger one flatten out

A small drop takes on a spherical shape to minimize the surface energy which tends to be greater than the gravitational potential energy. Therefore, the gravitational potential force cannot distort the spherical shape due to the very small mass of tiny droplets.

A large drop flattens out in order to minimize the gravitational potential energy, which tends to exceed the surface energy. Due to its large weight, gravitational force distorts the spherical shape of large

drops. The shape of the drop must agree with the principle that the sum of gravitational potential energy and surface energy must be a minimum

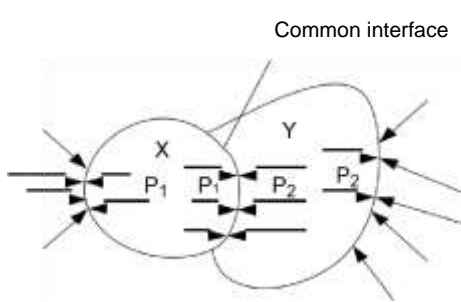
COMBINED BUBBLES

CASE 1

A soap bubble x of radius r_1 , and another bubble y of radius r_2 , are brought together so that the combined bubble has a common interface of radius R . show that

$R = \frac{r_1 r_2}{r_1 + r_2}$

Solution



$$P_1 - P = \frac{2\gamma}{r_1} \quad [3]$$

H Excess pressure at the interface

$$P_1 - P_2 = \frac{2\gamma}{R} \quad [4]$$

Equating

$$\frac{1}{R} = \frac{1}{r_1} + \frac{1}{r_2} \quad \text{equation 3 and equation 4}$$

Excess pressure on x

$$P_1 - P = \frac{2\gamma}{r_1} \quad [1]$$

Excess pressure on y

$$P_2 - P = \frac{2\gamma}{r_2} \quad [2]$$

Equation 1 - equation 2 gives $\frac{2\gamma}{R}$

Example

A soap bubble x of radius 0.03m and another bubble y on radius,0.04m are brought together so that the combined bubble has a common interface of radius r. calculate r

Solution

Using r _____ 0.12m

Two soaps bubble A and B of radii 6cm and 10cm respectively coalesce so that the combined bubble has a common interface . calculate the radius of curvature of this common surface and hence the pressure difference. Given that surface tension of soap is

Solution

Using $r = \frac{2T}{\Delta P}$ where $r = 0.15\text{m}$
 pressure difference $\Delta P = \frac{2T}{r}$

CASE 2

Two bubbles of a soap solution of radii r_1 and r_2 of surface tension and pressure P coalesce under isothermal conditions to form one bubble. Find the expression for the radius of the bubble formed.

Solution

Let R be the radius of the new bubble A_2 be the surface area of bubble with radius r_2
 A_1 be the surface area of bubble with radius r_1 A be the surface area of bubble with radius R

Under isothermal conditions, work done in enlarging the surface area of a bubble is given by

$$2A = 2A_1 + 2A_2$$

$$\sqrt{2 \cdot 4\pi R^2} = \sqrt{2 \cdot 4\pi r_1^2} + \sqrt{2 \cdot 4\pi r_2^2}$$

Examples

Two soap bubbles have radii of 3cm and 4cm, the bubbles are in a vacuum and they combine to form a single larger bubble. Calculate the radius of this bubble

Solution

$$\sqrt{2 \cdot 4\pi R^2} = \sqrt{2 \cdot 4\pi (3)^2} + \sqrt{2 \cdot 4\pi (4)^2}$$

Two soap bubbles of radii 2cm and 4cm respectively coalesce under isothermal conditions. If the surface tension of the soap solution is

Solution

$$\Delta P = \frac{2T}{r}$$

pressure difference $\Delta P = \frac{2T}{r}$

EXERCISE: 34

238



A soap bubble whose radius is 12mm becomes attracted to one of radius 20mm. Calculate the radius of curvature of the common interface. **An[30mm]**

Two soap bubbles of radii 2.0cm and 4.0cm respectively coalesce under isothermal conditions. If the surface tension of the soap solution is $2.5 \times 10^{-2} \text{Nm}^{-1}$. Calculate the excess pressure inside the resulting soap bubble. **An[2.36Pa]**

UNEB 2009 Q.4

C) i) Define surface tension in terms of work (1mk)

ii) Use the molecular theory to account for the surface tension of liquid (4mk)

iii) Explain the effect of increasing temperature of a liquid on its surface tension (4mk)

iv) Calculate the excess pressure inside a soap bubble of diameter 3.0cm if the surface tension

of the soap solution is $2.5 \times 10^{-2} \text{Nm}^{-1}$. **An[6.67Pa]** (2mk)

UNEB 2008 Q.3

c) i) Define surface tension (01mark)

ii) Explain the origin of surface tension (03marks)

Describe an experiment to measure the surface tension of a liquid by the capillary method (06marks)

UNEB 2002 Q.4

Define the term surface tension in terms of surface energy (01mark)

i) Calculate the work done against surface tension in blowing a soap bubble of diameter

[DOWNLOAD MORE RESOURCES LIKE THIS ON ECOLEBOOKS.COM](http://Ecolebooks.com)

15mm, if the

surface tension of the soap solution is $3.0 \times 10^{-2} \text{Nm}^{-1}$

An $[4.24 \times 10^{-5}]$

(03marks)

A soap bubble of a radius r_1 is attached to another bubble of radius r_2 . If r_1 is less than r_2 . Show

that the radius of curvature of the common interface is _____

(05marks)

UNEB 2001 Q.3

a) Define surface tension and derive its dimension (3mk)

b) Explain using the molecular theory the occurrence of surface tension (4mk)

239



Describe an experiment to measure surface tension of a liquid by the capillary tube method (6mk)

i) Show that the excess pressure in a soap bubble is given by $P = \quad _$

Calculate the total pressure within a bubble of air of radius 0.1mm in water, if the bubble is formed 10cm below the water surface and surface tension of water is $7.27 \times 10^{-2} \text{Nm}^{-1}$.

[Atmospheric pressure = $1.01 \times 10^5 \text{Pa}$]

An $1.03 \times 10^5 \text{Pa}$

END

240

